

**Mission**

The mission of the Franklin County Engineer’s Office is to provide for safe and efficient movement of people and goods from place to place by designing, building, and maintaining Franklin County’s roads, bridges, and infrastructure for multiple modes of transportation. We are an agency of action, innovation, and collaboration.

**Strategic Focus**

**Primary Initiative:** Equitable Business Enterprise Program - All businesses have an equal opportunity to receive and participate in FCEO-administered contracts and procurement activities, and to promote the use of all businesses in all types of contracts and procurement activities conducted by The Franklin County Engineer's Office.

**Primary Issue:** The Franklin County Engineer's Equitable Business Enterprise Program for Locally Funded Projects - It is the Franklin County Engineer's commitment to disadvantaged businesses to encourage competition and provide an even playing field for all businesses. This program is designed to provide assistance to disadvantaged businesses and to encourage their participation in FCEO contracts and procurements. We will always meet the minimum standard of 8%, but It is our goal to achieve 10% participation from our disadvantaged business enterprise partners. - Locally funded construction contracts will be assigned a percentage goal based on the total project cost.

**Performance Spotlight**

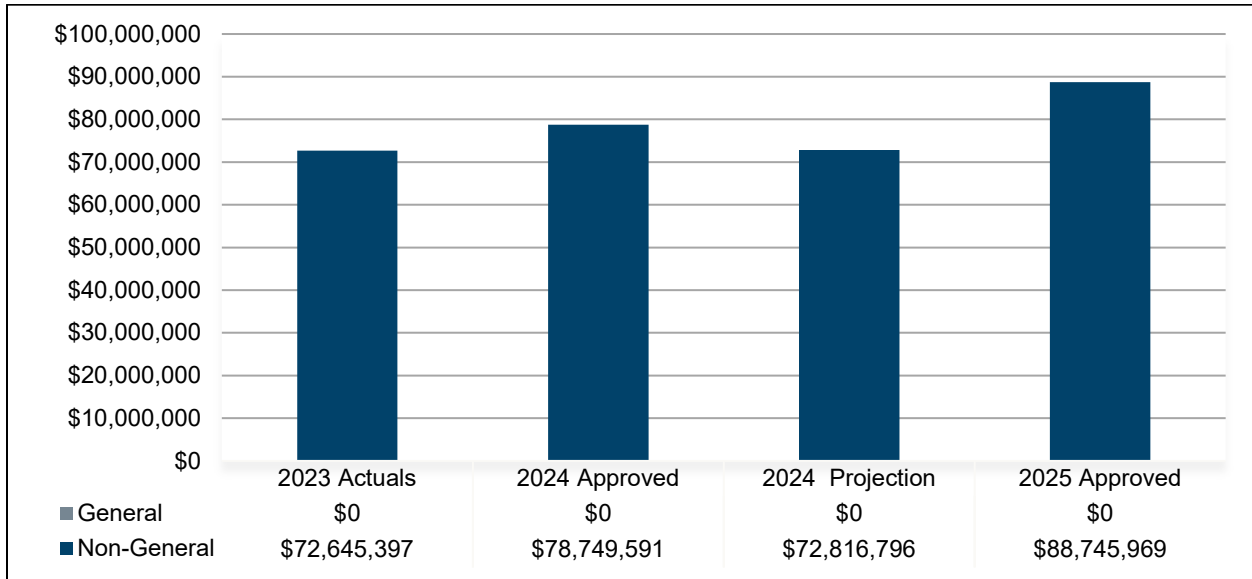
**Measure:** Percent of locally funded construction contracts awarded to EBE certified businesses

**Program:** Roadway Infrastructure

About this measure		Why it is important	
<p>The Franklin County Engineer's Equitable Business Enterprise Program for Locally Funded Projects has been established to: (1) Foster nondiscrimination in the award of and administration of FCEO locally funded projects; (2) Help remove barriers to the participation of disadvantaged businesses in FCEO local funded projects; and (3) Assist in the development of firms that can compete successfully in the marketplace outside.</p>		<p>Diversity and Inclusion across all disciplines results in a well-rounded project by including many varying and important perspectives. Requiring disadvantaged business participation in FCEO contracts will allow our office to realize the benefits of additional expertise as well as provide all of our business community members' opportunities to prosper in Franklin County.</p> <p>Without the Equitable Business Enterprise Program for Locally Funded Projects explicitly in place, our disadvantaged business community partners are not guaranteed participation in local project and procurement opportunities.</p>	
What is being done			
<p>Locally funded construction contracts will be assigned a percentage goal of the total project. The FCEO's Diversity and Inclusion Coordinator is responsible for administering the Franklin County Engineer's Equitable Business Enterprise Program for Locally Funded Projects.</p>			
2023 Actual	2024 Budget	2024 Projected	2025 Budget
15.50%	8.00%	8.00%	8.00%

\*The variance in the 2023 Actual is due to an EBE certified business receiving a contract for 100% of a project in 2023.

**Budget Summary – Revenues**



**Primary Revenue Sources by Fund Type**

Fund Type	Fund Name (Number)	Primary Revenue Sources
General	• General Fund (1000)	None
Special	• Motor Vehicle and Gas Tax Fund (2015) • Stormwater Fund (2095) • Ditch Maintenance Fund (2868)	• Motor Vehicle Gasoline Tax • State & Federal Grants • Motor Vehicle License Tax • Ohio Public Works Commission Grants • Transfers from the General Fund
Debt	None	N/A
Capital	None	N/A
Enterprise /Internal	None	N/A

**Comparison: 2024 Approved to 2024 Projection**

	2024 Approved	2024 Projection	Variance \$	%
General Fund	\$0	\$0	\$0	N/A
Non-General Fund	\$78,749,591	\$72,816,796	(\$5,932,795)	-7.5%
<b>Total</b>	<b>\$78,749,591</b>	<b>\$72,816,796</b>	<b>(\$5,932,795)</b>	<b>-7.5%</b>

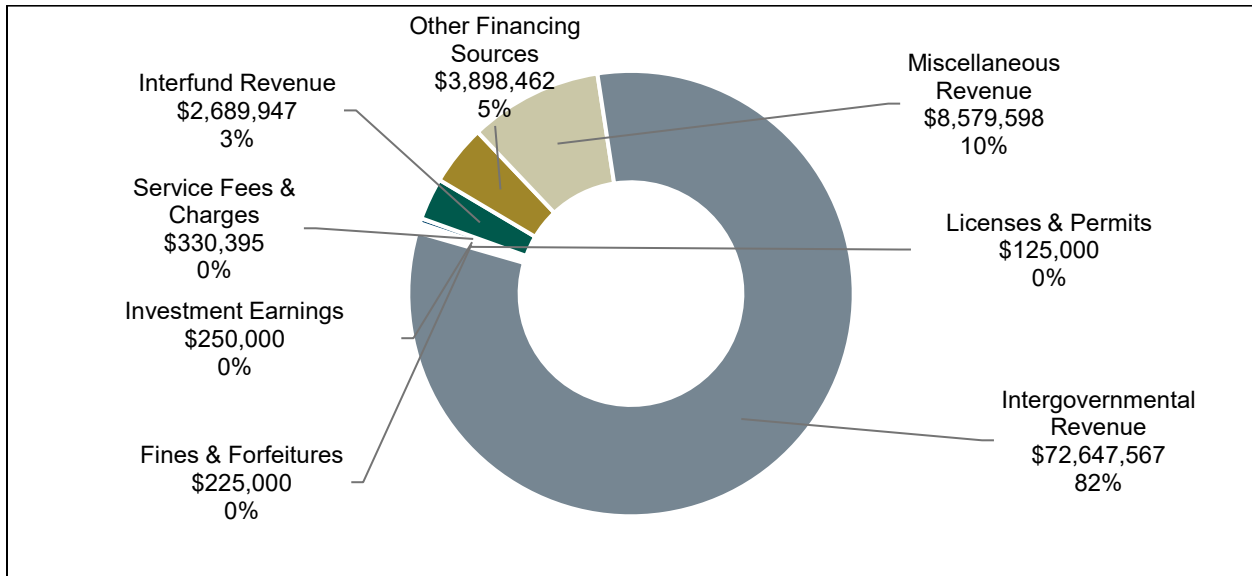
The variance from the 2024 Approved Budget to the 2024 Projection is primarily attributed to a decrease in Federal Grants offset by an increase in Other Government Contributions.

**Comparison: 2024 Approved to 2025 Approved**

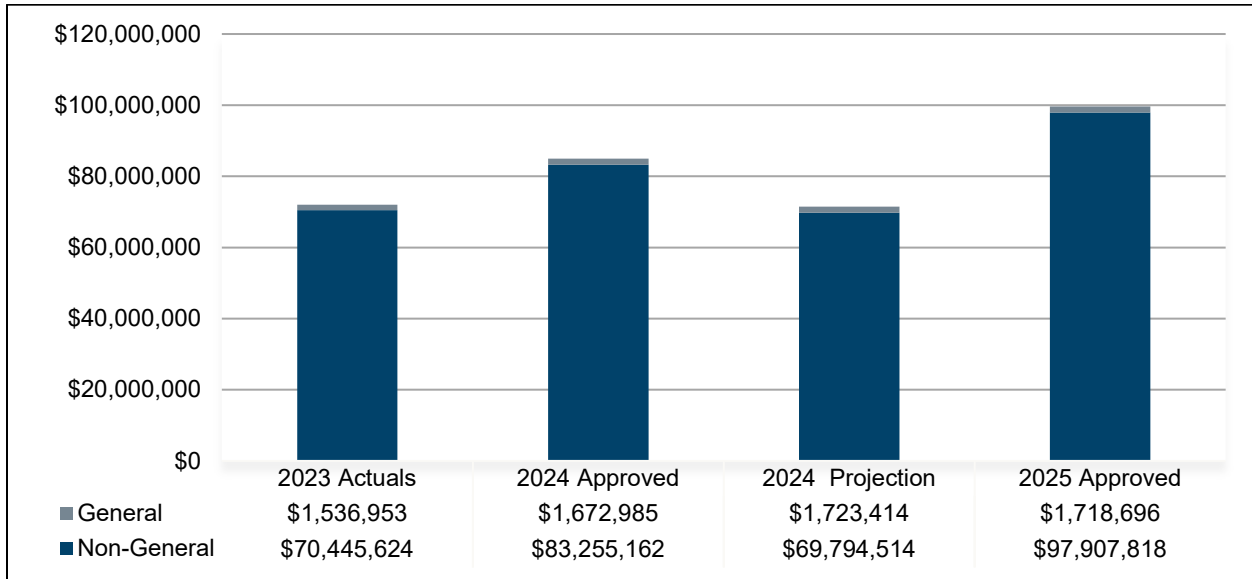
	2024 Approved	2025 Approved	Variance \$	%
General Fund	\$0	\$0	\$0	N/A
Non-General Fund	\$78,749,591	\$88,745,969	\$9,996,378	12.7%
<b>Total</b>	<b>\$78,749,591</b>	<b>\$88,745,969</b>	<b>\$9,996,378</b>	<b>12.7%</b>

The variance from the 2024 Approved Budget to the 2025 Approved Budget is primarily attributed to an increase in State Grants and Other Governmental Reimbursements.

**2025 Approved Budget  
Revenues by Category**



**Budget Summary – Expenditures**



**Significant items in the 2025 Approved Budget**

Object Code	Budgeted Amount	% of Budget
PERSONAL SERVICES & FRINGE	\$24,198,229	24.3%
BRIDGE CONSTRUCTION	\$15,848,696	15.9%
ROAD CONSTRUCTION	\$15,112,425	15.2%
INFRASTRUCTURE REPAIRS/IMPROVE	\$14,540,423	14.6%
ARCH/ENGINEERING CAPITAL EXP	\$10,053,516	10.1%
HEAVY MACHINERY	\$2,485,000	2.5%
GASOLINE & OTHER FUELS	\$1,500,000	1.5%
BLDG REMODELING/REHABILITATION	\$1,050,000	1.1%
BUILDING MAINTENANCE & REPAIR	\$1,000,000	1.0%
MV REPAIR PARTS & ACCESSORIES	\$960,000	1.0%
<i>Other</i>	\$12,878,225	12.9%
<b>Total</b>	<b>\$99,626,514</b>	<b>100.0%</b>

**Comparison: 2024 Approved to 2024 Projection**

	2024 Approved	2024 Projection	Variance \$	%
General Fund	\$1,672,985	\$1,723,414	\$50,429	3.0%
Non-General Fund	\$83,255,162	\$69,794,514	(\$13,460,648)	-16.2%
<b>Total</b>	<b>\$84,928,147</b>	<b>\$71,517,928</b>	<b>(\$13,410,219)</b>	<b>-15.8%</b>

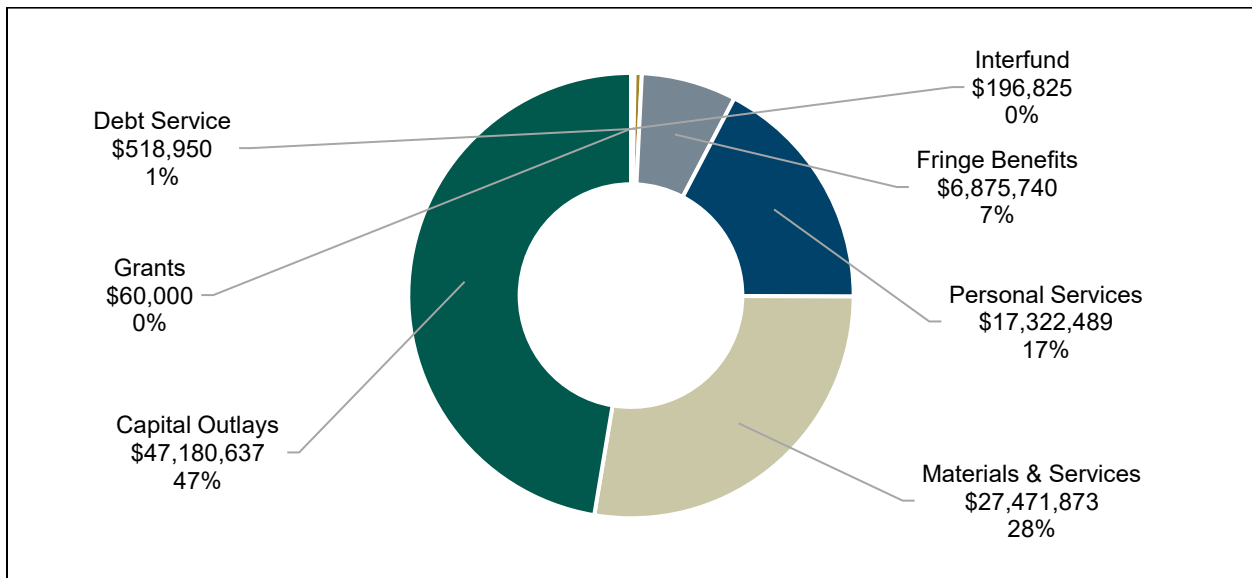
The variance from the 2024 Approved Budget to the 2024 Projection is primarily attributed to decreases in Capital Outlays and Materials & Services due to the timing of construction projects.

**Comparison: 2024 Approved to 2025 Approved**

	2024 Approved	2025 Approved	Variance \$	%
General Fund	\$1,672,985	\$1,718,696	\$45,711	2.7%
Non-General Fund	\$83,255,162	\$97,907,818	\$14,652,656	17.6%
<b>Total</b>	<b>\$84,928,147</b>	<b>\$99,626,514</b>	<b>\$14,698,367</b>	<b>17.3%</b>

The variance from the 2024 Approved Budget to the 2025 Approved Budget is primarily attributed to increases in Capital Outlays and Materials & Services due to the timing of construction projects.

**2025 Approved Budget  
Expenditures by Category**



**Budget Summary – FTEs**

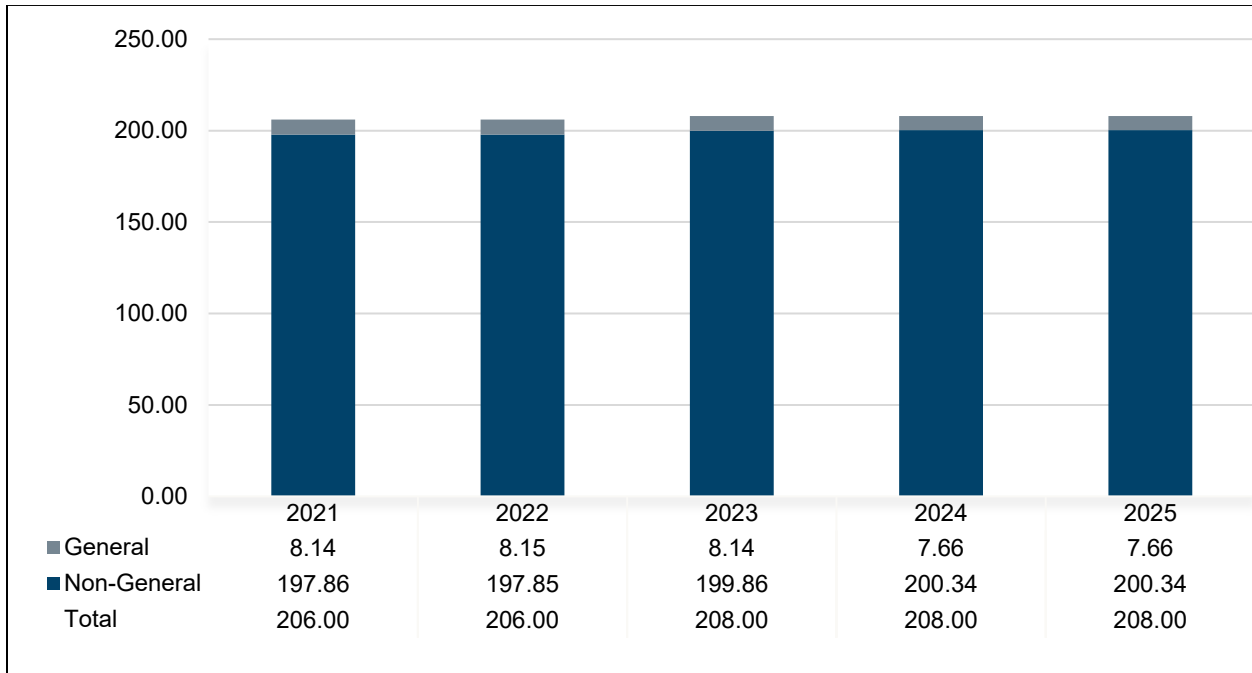
	2024 Budget	2025 Approved	Approved Budget as % of Total FTEs
General Fund	7.66	7.66	3.7%
Non-General Fund	200.34	200.34	96.3%
<b>Total Agency FTEs</b>	<b>208.00</b>	<b>208.00</b>	<b>100.0%</b>

There is no change in the number of FTEs from the 2024 Budget to the 2025 Approved Budget.

**New Positions**

Position Title	# of Positions	Annual Salary	Source
<i>None</i>	<i>n/a</i>	<i>n/a</i>	<i>n/a</i>

**Budgeted FTE History**



**Vacancy Credit**

The vacancy credit process is designed to more accurately reflect the expenditures for Salaries & Wages and Fringe Benefits within the agency budget request. The calculations for the budget process begin with funding all approved positions for the entire year excluding new positions contained in a Request for Results. Vacancy credits take into account that not all approved positions will be filled for the entire year. The methodology historically used to estimate an agency's vacancy credit utilizes a four-year history of unused personnel budgets to determine an appropriate percentage of Salaries & Wages and Fringe Benefits that will likely remain unspent at the end of the year. However, vacancy credits may vary from the four-year average due to staffing trends or the number of positions supported within a fund. Vacancy Credits may also differ between Salaries & Wages and Fringe Benefits due to the timing and fixed amount charged for healthcare.

**Salaries & Wages**

	<b>2024 Budget</b>	<b>Four-year Average</b>	<b>2025 Approved</b>	<b>2025 Credit</b>	<b>2025 FTEs</b>
General Fund	0.0%	4.0%	0.0%	\$0	7.66
Motor Vehicle and Gas Tax Fund	10.0%	4.1%	6.0%	(\$1,000,590)	197.04
Stormwater Fund	0.0%	3.3%	0.0%	\$0	3.30

**Fringe Benefits**

	<b>2024 Budget</b>	<b>Four-year Average</b>	<b>2025 Approved</b>	<b>2025 Credit</b>	<b>2025 FTEs</b>
General Fund	0.0%	4.0%	0.0%	\$0	7.66
Motor Vehicle and Gas Tax Fund	10.0%	9.2%	8.7%	(\$631,766)	197.04
Stormwater Fund	0.0%	20.6%	0.0%	\$0	3.30

**Roadway Infrastructure**

**Program Purpose**

The purpose of the Roadway Infrastructure Program is to provide and maintain roads, traffic control devices, and rights-of-way in a timely manner for the traveling public so that users of the county highway system can travel on safe and smooth roadways.

**Primary Services**

- Planning and review of highway capital improvement programs, funding application and management, construction inspection, intergovernmental agreements, and permit issuances.
- Road maintenance operations such as paving, pavement inspection and rating, pothole repair, and berm installations.
- Crack sealing, guardrail repair and replacement, catch basin repair and replacement, and R/W litter removal and mowing operations.
- Traffic signal installation, maintenance and repair, school zone flasher installation maintenance and repair, zoning, and development review.

**Program Budget Overview**

	<b>2024 Approved</b>	<b>2025 Approved</b>	<b>Variance</b>	
			<b>\$</b>	<b>%</b>
Personal Services	\$11,507,548	\$12,060,320	\$552,772	4.8%
Fringe Benefits	\$4,461,497	\$4,722,178	\$260,681	5.8%
Materials & Services	\$17,234,123	\$19,422,578	\$2,188,455	12.7%
Capital Outlays	\$14,689,562	\$29,807,203	\$15,117,641	102.9%
Debt Service	\$539,089	\$518,950	(\$20,139)	-3.7%
Interfund	\$196,825	\$196,825	\$0	0.0%
<b>Total Expenditures</b>	<b>\$48,628,644</b>	<b>\$66,728,054</b>	<b>\$18,099,410</b>	<b>37.2%</b>

**Funding Source**

- Motor Vehicle and Gas Tax Fund

**Core Principle and Linkage**

**Provide Efficient, Responsive & Fiscally Sustainable Government Operations**

Creates access to transportation, ensures a safe & efficient county highway system for the public to use; and promotes job creation.



**Bridge Infrastructure**

**Program Purpose**

The purpose of the Bridge Infrastructure Program is to provide and maintain bridges on the county highway system so that the traveling public can travel safely throughout the County.

**Primary Services**

- Planning and review of bridge capital improvement programs, funding application and management, construction inspection, intergovernmental agreements, and permit issuances.
- Inspect each bridge annually, prepare bridge load ratings, hydraulic evaluations, and environmental evaluations.
- Maintain bridges through routine maintenance such as cleaning, sealing, re-decking, and repaving.

**Program Budget Overview**

	2024	2025	Variance	
	Approved	Approved	\$	%
Personal Services	\$2,906,082	\$3,049,476	\$143,394	4.9%
Fringe Benefits	\$1,274,948	\$1,261,301	(\$13,647)	-1.1%
Materials & Services	\$2,089,526	\$2,825,260	\$735,734	35.2%
Capital Outlays	\$21,677,148	\$17,348,434	(\$4,328,714)	-20.0%
<b>Total Expenditures</b>	<b>\$27,947,704</b>	<b>\$24,484,471</b>	<b>(\$3,463,233)</b>	<b>-12.4%</b>

**Funding Source**

- Motor Vehicle and Gas Tax Fund

**Core Principle and Linkage**

**Provide Efficient, Responsive & Fiscally Sustainable Government Operations**

Creates access to transportation, ensures a safe & efficient county highway system for the public to use, and promotes job creation.

**Emergency Response**

**Program Purpose**

The purpose of the Emergency Response Program is to provide 24-hour contact with the public so that hazards can be addressed in a timely manner.

**Primary Services**

- Provide snow and ice removal on Franklin County roads and bridges and jurisdictions with which intergovernmental arrangements have been made.
- Repair damaged road signs, remove downed trees, and remove dead animals.
- Close roads during high water emergencies.
- Repair signals, guardrails, and construction site maintenance of traffic as necessary.

**Program Budget Overview**

	<b>2024 Approved</b>	<b>2025 Approved</b>	<b>Variance</b>	
			<b>\$</b>	<b>%</b>
Personal Services	\$367,203	\$391,681	\$24,478	6.7%
Fringe Benefits	\$164,042	\$172,737	\$8,695	5.3%
Materials & Services	\$29,100	\$30,600	\$1,500	5.2%
<b>Total Expenditures</b>	<b>\$560,345</b>	<b>\$595,018</b>	<b>\$34,673</b>	<b>6.2%</b>

**Funding Source**

- Motor Vehicle and Gas Tax Fund

**Core Principle and Linkage**

**Provide Efficient, Responsive & Fiscally Sustainable Government Operations**

Responds to emergency calls quickly and efficiently, demonstrating responsiveness and fiscally sustainable government operations.

**Survey**

**Program Purpose**

The purpose of the Survey Program is to provide a countywide geodetic survey control network and related services for the engineering/surveying community so they can produce consistent, accurate, timely and cost effective land surveys.

**Primary Services**

- Use Global Positioning System (GPS) to install, replace, and remove survey monuments.
- Prepare drainage, precise leveling, monuments retracement, right-of-way, project as-built, topographic, right-of-way staking, and boundary surveys.

**Program Budget Overview**

	<b>2024 Approved</b>	<b>2025 Approved</b>	<b>Variance</b>	
			<b>\$</b>	<b>%</b>
Personal Services	\$718,952	\$801,926	\$82,974	11.5%
Fringe Benefits	\$292,220	\$304,940	\$12,720	4.4%
Materials & Services	\$360,866	\$416,815	\$55,949	15.5%
<b>Total Expenditures</b>	<b>\$1,372,038</b>	<b>\$1,523,681</b>	<b>\$151,643</b>	<b>11.1%</b>

**Funding Source**

- Motor Vehicle and Gas Tax Fund

**Core Principle and Linkage**

**Provide Efficient, Responsive & Fiscally Sustainable Government Operations**

Provides accurate network of reference points and property surveys, determines geographic information on properties and accurate information on land and projects.

## Mapping

### Program Purpose

The purpose of the Mapping Program is to provide property related information and mapping services for the members of the general public and government agencies so they can travel around the county, transfer ownership, and develop property efficiently.

### Primary Services

- Prepare and distribute highway maps and atlases.
- Review annexation, deed descriptions, subdivision plats, survey plats, road vacations, and road name changes.
- Prepare road record volumes, addresses, and tax parcel maps.

### Program Budget Overview

	2024 Approved	2025 Approved	Variance	
			\$	%
Personal Services	\$692,113	\$717,138	\$25,025	3.6%
Fringe Benefits	\$286,473	\$290,559	\$4,086	1.4%
Materials & Services	\$23,999	\$23,999	\$0	0.0%
<b>Total Expenditures</b>	<b>\$1,002,585</b>	<b>\$1,031,696</b>	<b>\$29,111</b>	<b>2.9%</b>

### Funding Source

- General Fund

### Core Principle and Linkage

#### Provide Efficient, Responsive & Fiscally Sustainable Government Operations

Supports land and property information preservation, maintains good land records, ensures accurate land use records, promotes job creation and overall resident satisfaction.

**Stormwater Infrastructure**

**Program Purpose**

The purpose of the Stormwater Infrastructure Program is to identify, provide and maintain the county ditches, county storm pipe systems, and county storm detention systems to control and manage stormwater runoff so that it does not create a safety hazard or cause damage to the transportation infrastructure and to provide a timely response to inquiries and complaints so that problems concerning stormwater can be addressed in an efficient and effective manner.

**Primary Services**

- Planning and review of ditch and ditch petition capital improvement programs, funding application and management, construction inspection, intergovernmental agreements, and permit issuances.
- Provide inspection, cleaning, repair, and construction of Franklin County ditches.
- Provide inspection, cleaning, repair, and construction of storm pipe and catch basins.
- Provide inspection, cleaning, repair, and construction of storm water detention systems.

**Program Budget Overview**

	2024	2025	Variance	
	Approved	Approved	\$	%
Personal Services	\$380,574	\$301,948	(\$78,626)	-20.7%
Fringe Benefits	\$148,425	\$124,025	(\$24,400)	-16.4%
Materials & Services	\$4,802,832	\$4,752,621	(\$50,211)	-1.0%
Capital Outlays	\$25,000	\$25,000	\$0	0.0%
Grants	\$60,000	\$60,000	\$0	0.0%
<b>Total Expenditures</b>	<b>\$5,416,831</b>	<b>\$5,263,594</b>	<b>(\$153,237)</b>	<b>-2.8%</b>

**Funding Source**

- General Fund
- Ditch Maintenance Fund
- Stormwater Fund

**Core Principle and Linkage**

**Provide Efficient, Responsive & Fiscally Sustainable Government Operations**

Addresses illicit discharge and maintains clean storm water. Maintaining and installing Best Management Practices (BMP) during construction leads to satisfied residents.