

Mission

The mission of the Franklin County Board of Elections is to provide election services, information, and education to the residents of Franklin County so they may exercise their right to vote and have confidence that the elections are fair, impartial, and accurate.

Strategic Focus

Primary Initiative: Election Day - To ensure that all Election Day polling locations are fully staffed with qualified and trained Precinct Election Officials (PEOs) and to ensure that polling locations have sufficient quantities of voting equipment and are accessible to voters.

Primary Issue: Voter Participation - Voter participation in non-federal elections is lower compared to federal presidential elections. Lower voter turnout presents unique challenges for ensuring that Franklin County voters have the necessary election information needed to exercise their right to vote. It also presents more challenges for recruiting and training enough Election Day poll workers. - With ongoing election law changes, the KnowB4Ugo education and outreach program will provide accurate voting information to voters, candidates, and civic organizations, and to train Election Ambassadors to educate voters in their local communities. A voter information guide will be sent to each registered Franklin County household to remind voters of critical election deadlines and voter ID requirements. Board staff will continue to launch new programs to recruit and retain Election Day poll workers.

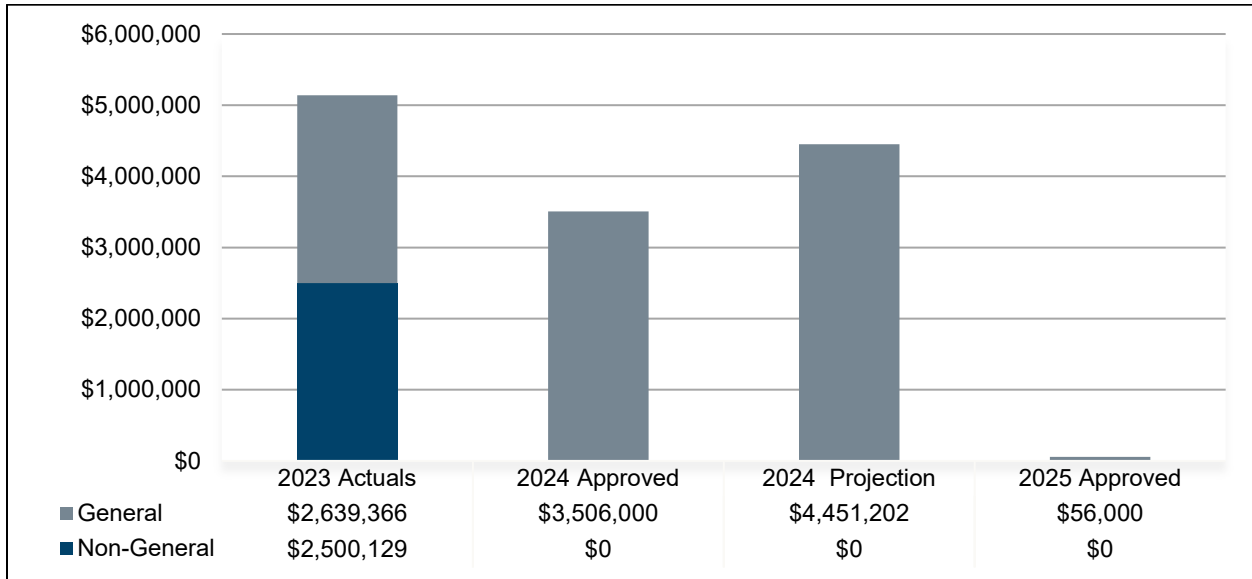
Performance Spotlight

Measure: Number of Precinct Election Officials (PEOs) assigned for each general election

Program: Precinct Election Official (PEO)

About this measure		Why it is important	
<p>Precinct Election Officials (PEOs) are responsible for signing a polling location digital payroll sheet on the electronic poll book on Election Day. Post-election, PEO Department staff review, verify, and process the digital payroll sheets to create a final report for submission to the Auditor's Office.</p>		<p>The Franklin County Board of Elections must recruit approximately 5,000 bi-partisan PEOs to administer a full countywide election. Every PEO completes a two to three hour in-person training class with hands-on exercises that simulate the Election Day experience. Additional training is provided through online classes, and practice makes perfect review sessions. Electronic poll books play a critical role in processing voters efficiently and accurately to determine the proper voting method (regular or provisional).</p>	
What is being done			
<p>The Franklin County Board of Elections staff continually innovate new methods to recruit and maintain PEOs. Current programs include Youth at the Booth - targeting 17 and 18 year old high school students, Champions of Democracy - partnering with local businesses and agencies to recruit their employees, partnering with local and state governments to give employees the opportunity to serve without using a personal or vacation day, utilizing sponsored ads across multiple social media platforms, utilizing targeted telephone and text messaging campaigns, and assigning staff to recruit voters visiting the Early Vote Center.</p>			
2023 Actual	2024 Budget	2024 Projected	2025 Budget
4,491	5,200	5,200	4,500

Budget Summary – Revenues



Primary Revenue Sources by Fund Type

Fund Type	Fund Name (Number)	Primary Revenue Sources
General	<ul style="list-style-type: none"> • General Fund (1000) • BOE Capital (4070) 	<ul style="list-style-type: none"> • Reimbursement from fees charged to local governments related to elections in odd numbered years. • Transfers from the General Fund
Special	None	N/A
Debt	None	N/A
Capital	None	N/A
Enterprise /Internal	None	N/A

Comparison: 2024 Approved to 2024 Projection

	2024 Approved	2024 Projection	Variance	
			\$	%
General Fund	\$3,506,000	\$4,451,202	\$945,202	27.0%
Non-General Fund	\$0	\$0	\$0	N/A
Total	\$3,506,000	\$4,451,202	\$945,202	27.0%

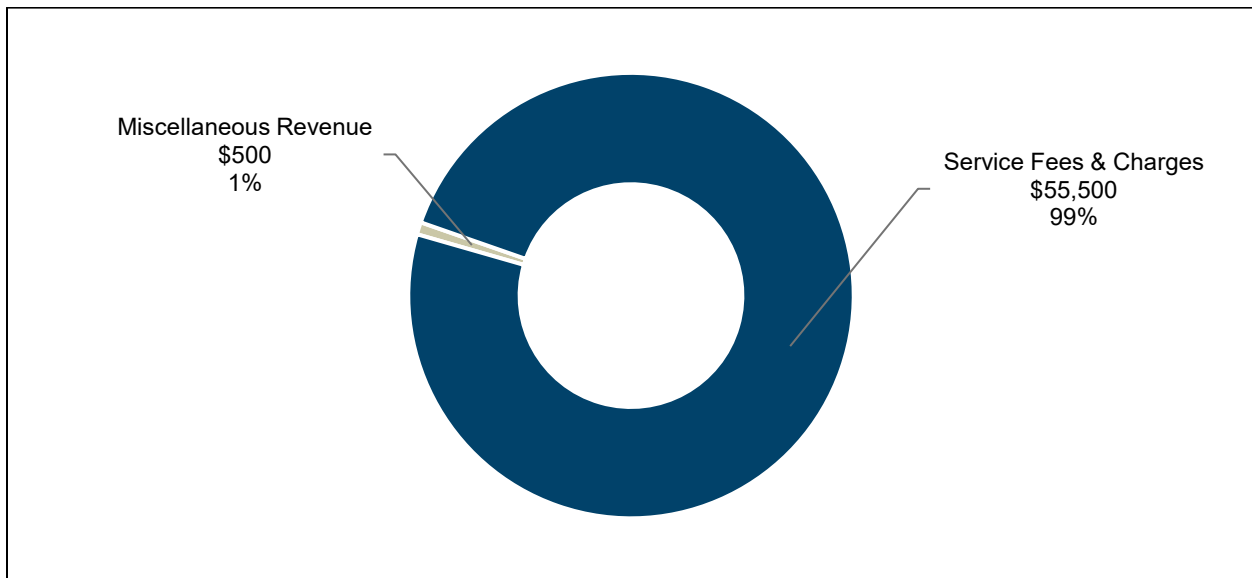
The variance from the 2024 Approved Budget to the 2024 Projection is primarily attributed to a state reimbursement for E-Pollbooks.

Comparison: 2024 Approved to 2025 Approved

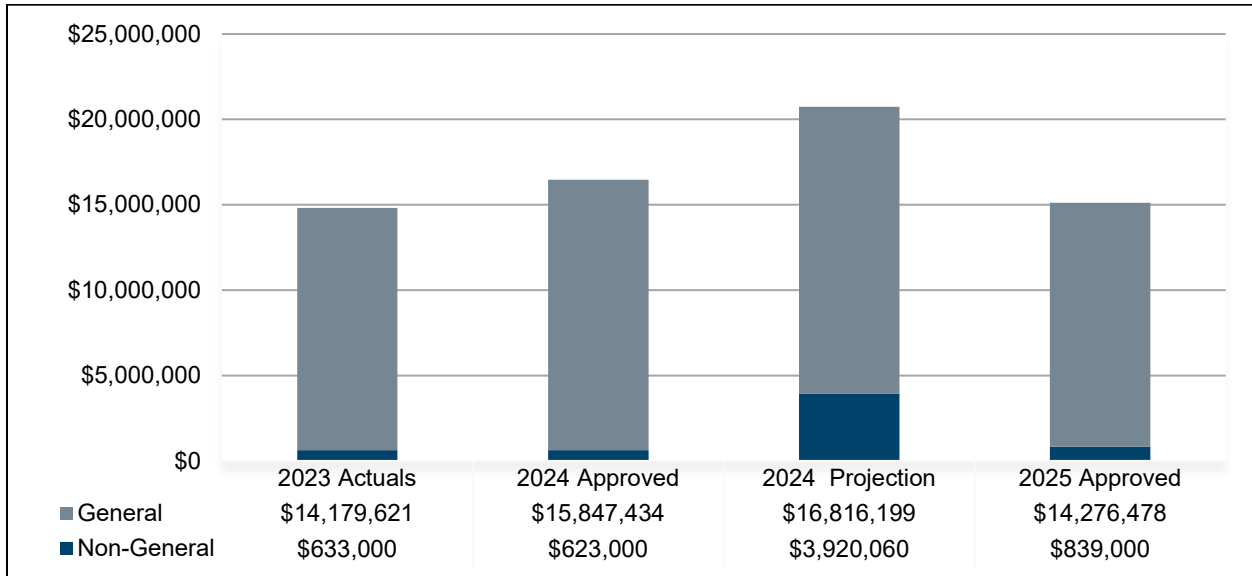
	2024 Approved	2025 Approved	Variance	
			\$	%
General Fund	\$3,506,000	\$56,000	(\$3,450,000)	-98.4%
Non-General Fund	\$0	\$0	\$0	N/A
Total	\$3,506,000	\$56,000	(\$3,450,000)	-98.4%

The variance from the 2024 Approved Budget to the 2025 Approved Budget is primarily attributed to fees collected for prior year elections from local governments which are received in even-numbered years.

**2025 Approved Budget
Revenues by Category**



Budget Summary – Expenditures



Significant items in the 2025 Approved Budget

Object Code	Budgeted Amount	% of Budget
PERSONAL SERVICES & FRINGE	\$10,753,023	71.1%
IT SAAS	\$839,000	5.6%
IT MAINTENANCE AND REPAIR AGREEMENTS	\$512,400	3.4%
PROFESSIONAL SERVICES-OTHER	\$478,000	3.2%
ELECTION SUPPLIES	\$335,000	2.2%
POSTAL SERVICES	\$297,154	2.0%
SAFETY & SECURITY SERVICES	\$217,000	1.4%
COMMERCIAL MOVING EXPENSES	\$200,000	1.3%
IT LEASES	\$174,365	1.2%
BUILDINGS & OFFICES RENT/LEASE	\$161,500	1.1%
<i>Other</i>	\$1,148,036	7.6%
Total	\$15,115,478	100.0%

Comparison: 2024 Approved to 2024 Projection

	2024 Approved	2024 Projection	Variance	
			\$	%
General Fund	\$15,847,434	\$16,816,199	\$968,765	6.1%
Non-General Fund	\$623,000	\$3,920,060	\$3,297,060	529.2%
Total	\$16,470,434	\$20,736,259	\$4,265,825	25.9%

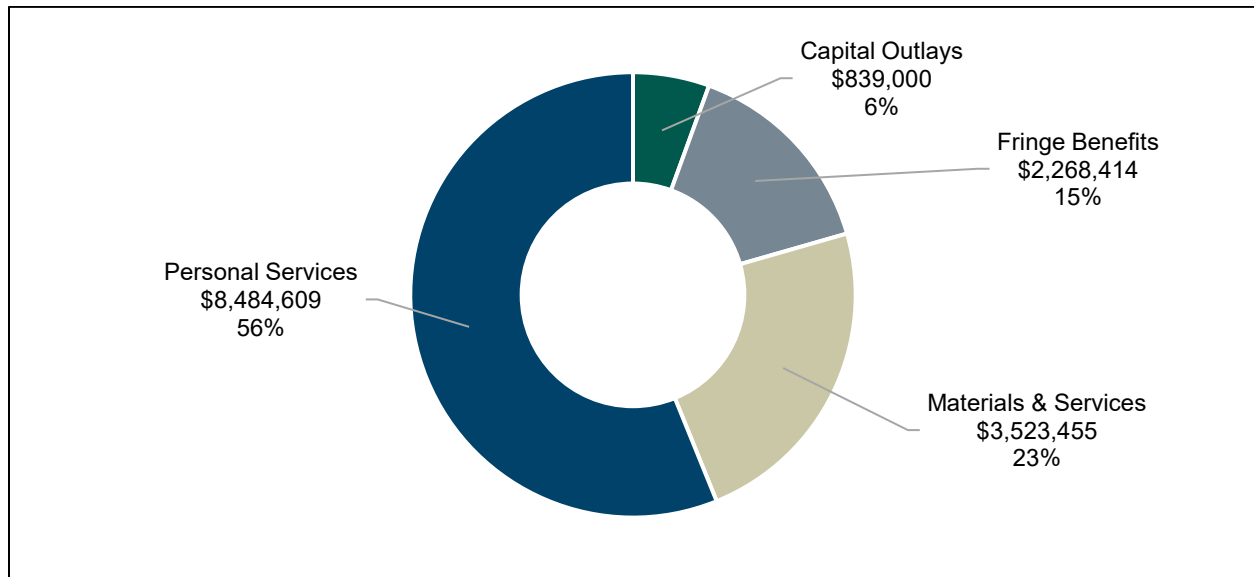
The variance from the 2024 Approved Budget to the 2024 Projection is primarily attributed to the increased cost for the Presidential Election in the General Fund, and the purchase of additional voting machines and replacement E-Pollbooks in the Non-General Fund.

Comparison: 2024 Approved to 2025 Approved

	2024 Approved	2025 Approved	Variance	
			\$	%
General Fund	\$15,847,434	\$14,276,478	(\$1,570,956)	-9.9%
Non-General Fund	\$623,000	\$839,000	\$216,000	34.7%
Total	\$16,470,434	\$15,115,478	(\$1,354,956)	-8.2%

The variance from the 2024 Approved Budget to the 2025 Approved Budget is primarily attributed to a decrease in election related expenditures as a result of lower voter turnout expected during the odd-year elections in the General Fund, which is partially offset by the E-Pollbook SAAS fees in the Non-General Fund.

**2025 Approved Budget
Expenditures by Category**



Budget Summary – FTEs

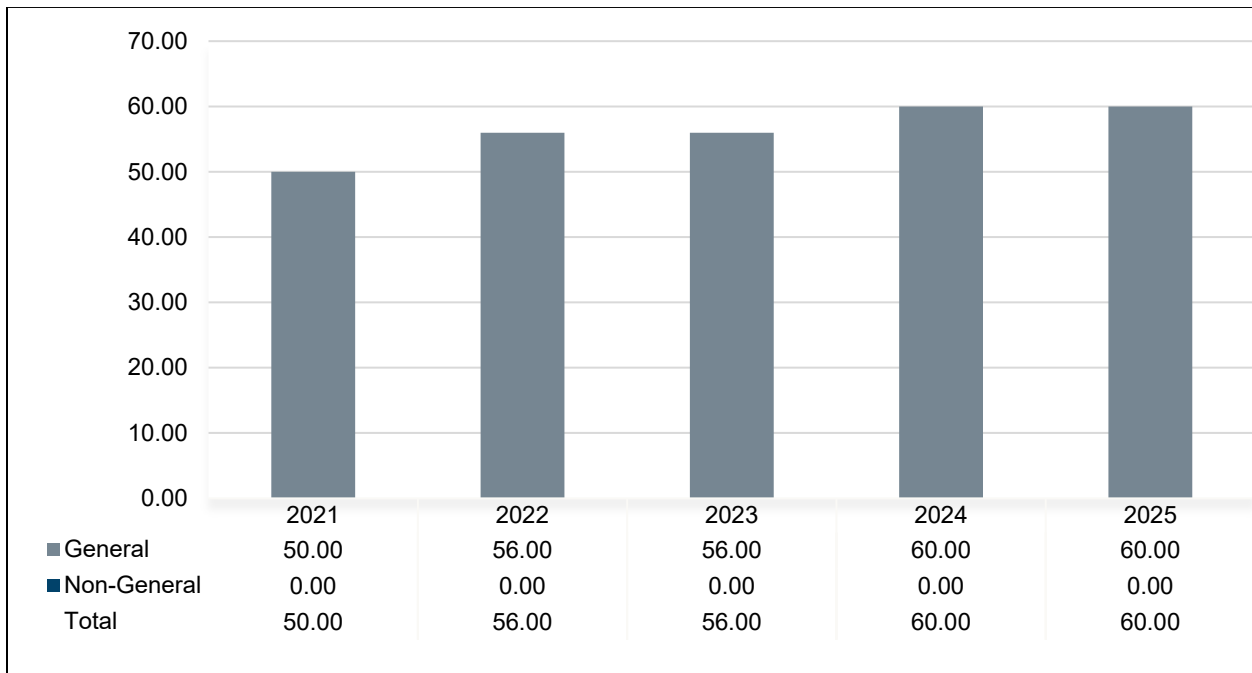
	2024 Budget	2025 Approved	Approved Budget as % of Total FTEs
General Fund	60.00	60.00	100.0%
Non-General Fund	0.00	0.00	0.0%
Total Agency FTEs	60.00	60.00	100.0%

There is no change in the number of FTEs from the 2024 Budget to the 2025 Approved Budget.

New Positions

Position Title	# of Positions	Annual Salary	Source
<i>None</i>	<i>n/a</i>	<i>n/a</i>	<i>n/a</i>

Budgeted FTE History



Vacancy Credit

The vacancy credit process is designed to more accurately reflect the expenditures for Salaries & Wages and Fringe Benefits within the agency budget request. The calculations for the budget process begin with funding all approved positions for the entire year excluding new positions contained in a Request for Results. Vacancy credits take into account that not all approved positions will be filled for the entire year. The methodology historically used to estimate an agency’s vacancy credit utilizes a four-year history of unused personnel budgets to determine an appropriate percentage of Salaries & Wages and Fringe Benefits that will likely remain unspent at the end of the year. However, vacancy credits may vary from the four-year average due to staffing trends or the number of positions supported within a fund. Vacancy Credits may also differ between Salaries & Wages and Fringe Benefits due to the timing and fixed amount charged for healthcare.

Salaries & Wages

	2024 Budget	Four-year Average	2025 Approved	2025 Credit	2025 FTEs
General Fund	0.0%	-1.2%	0.0%	\$0	60.00

Fringe Benefits

	2024 Budget	Four-year Average	2025 Approved	2025 Credit	2025 FTEs
General Fund	0.0%	-5.0%	0.0%	\$0	60.00

The negative rate in Fringe Benefits is associated with higher than anticipated number seasonal employees over the past 4 years.

Administrative Services

Program Purpose

The Administrative Services department serves prospective candidates by providing ballot access information and candidate filing material, including petitions, as well as conducting audits of candidate, officeholder, and political action committee finance reports.

Primary Services

- Provide candidates with information and materials, including petitions and requirements for being a candidate.
- Process and review candidate filings and fees received for each election cycle.
- Prepare and publish election notices to the public.
- Audit and publish campaign finance reports.

Program Budget Overview

	2024 Approved	2025 Approved	Variance	
			\$	%
Personal Services	\$1,961,638	\$1,987,298	\$25,660	1.3%
Fringe Benefits	\$850,059	\$795,304	(\$54,755)	-6.4%
Materials & Services	\$1,286,861	\$1,317,987	\$31,126	2.4%
Total Expenditures	\$4,098,558	\$4,100,589	\$2,031	0.0%

Funding Source

- General Fund

Core Principle and Linkage

Promote Good Stewardship of Natural Resources, Environmental Sustainability, & Civic Engagement

The Administrative Services department provides the necessary services to citizens wishing to run for public office. It provides information regarding candidates, campaign finance, and election calendars to the public, all of which are related to a high level of civic engagement. The department also reviews and validates question and issue resolutions from local subdivisions as well as citizen-initiated ballot petitions.

Voter Registration Services

Program Purpose

The Voter Services department processes voter registrations and updates submitted by Franklin County residents so they can exercise their right to voter for each scheduled election.

Primary Services

- Process provisional ballots.
- Produce back up paper poll books for each polling location.
- Maintain voter registration records.
- Provide voter outreach and education.

Program Budget Overview

	2024	2025	Variance	
	Approved	Approved	\$	%
Personal Services	\$997,077	\$1,026,201	\$29,124	2.9%
Fringe Benefits	\$497,026	\$476,895	(\$20,131)	-4.1%
Materials & Services	\$317,642	\$317,701	\$59	0.0%
Capital Outlays	\$623,000	\$623,000	\$0	0.0%
Total Expenditures	\$2,434,745	\$2,443,797	\$9,052	0.4%

Funding Source

- General Fund
- BOE Capital

Core Principle and Linkage

Promote Good Stewardship of Natural Resources, Environmental Sustainability, & Civic Engagement

The Voter Services department provides services to voters and residents seeking information about voter registration. This increases civic participation.

Precinct Election Official (PEO)

Program Purpose

The Precinct Election Official (PEO) program recruits and trains paid volunteers to serve as PEOs at Election Day polling locations.

Primary Services

- Recruit poll workers for each election cycle.
- Schedule poll workers for Election Day.
- Provide in-person and online training to poll workers.
- Conduct in-person and online PEO training.

Program Budget Overview

	2024 Approved	2025 Approved	Variance	
			\$	%
Personal Services	\$3,952,812	\$3,452,004	(\$500,808)	-12.7%
Fringe Benefits	\$309,680	\$309,608	(\$72)	0.0%
Materials & Services	\$292,450	\$254,500	(\$37,950)	-13.0%
Total Expenditures	\$4,554,942	\$4,016,112	(\$538,830)	-11.8%

Funding Source

- General Fund

Core Principle and Linkage

Promote Good Stewardship of Natural Resources, Environmental Sustainability, & Civic Engagement

The PEO program trains paid volunteers that provide responsive and proactive assistance to Election Day voters to ensure that they can efficiently cast a ballot. Elections are only possible through the civic engagement of approximately 5,000 PEOs that serve on Election Day.

Voting

Program Purpose

The voting program encompasses Election Day voting, absentee voting, and election operations and logistics support. The voting program allows Franklin County voters the opportunity to cast a ballot at any scheduled election.

Primary Services

- Design, proof, and produce ballots. Maintain and program electronic poll books. Manage ballot tabulation and reconciliation for each election cycle.
- Manage early voting including absentee voting by mail and early in-person voting at the Board of Elections Early Vote Center.
- Produce and pack materials needed at each polling location for each election.
- Secure polling locations and manage the delivery of voting equipment to polling locations for each election.

Program Budget Overview

	2024	2025	Variance	
	Approved	Approved	\$	%
Personal Services	\$2,455,784	\$2,019,106	(\$436,678)	-17.8%
Fringe Benefits	\$744,358	\$686,607	(\$57,751)	-7.8%
Materials & Services	\$2,182,047	\$1,633,267	(\$548,780)	-25.1%
Capital Outlays	\$0	\$216,000	\$216,000	N/A
Total Expenditures	\$5,382,189	\$4,554,980	(\$827,209)	-15.4%

Funding Source

- General Fund
- BOE Capital

Core Principle and Linkage

Promote Good Stewardship of Natural Resources, Environmental Sustainability, & Civic Engagement

Voting makes it possible for a high level of civic engagement among county residents.