

Mission

The mission of the Sanitary Engineering Department is to provide safe and reliable water and sewer services to the residents of Franklin County in such a way that protects the environment and the health of Franklin County residents.

Strategic Focus

Primary Initiative: Water Distribution System Updates - Evaluate and implement plans necessary to upscale and/or replace portions of the water distribution systems.

Primary Issue: Age of current water/ sewer infrastructure - Most of the water and/or sewer assets are either close to or past operational life and need to be replaced/rehabilitated. - The Department continues to prioritize weakest areas and replace as necessary.

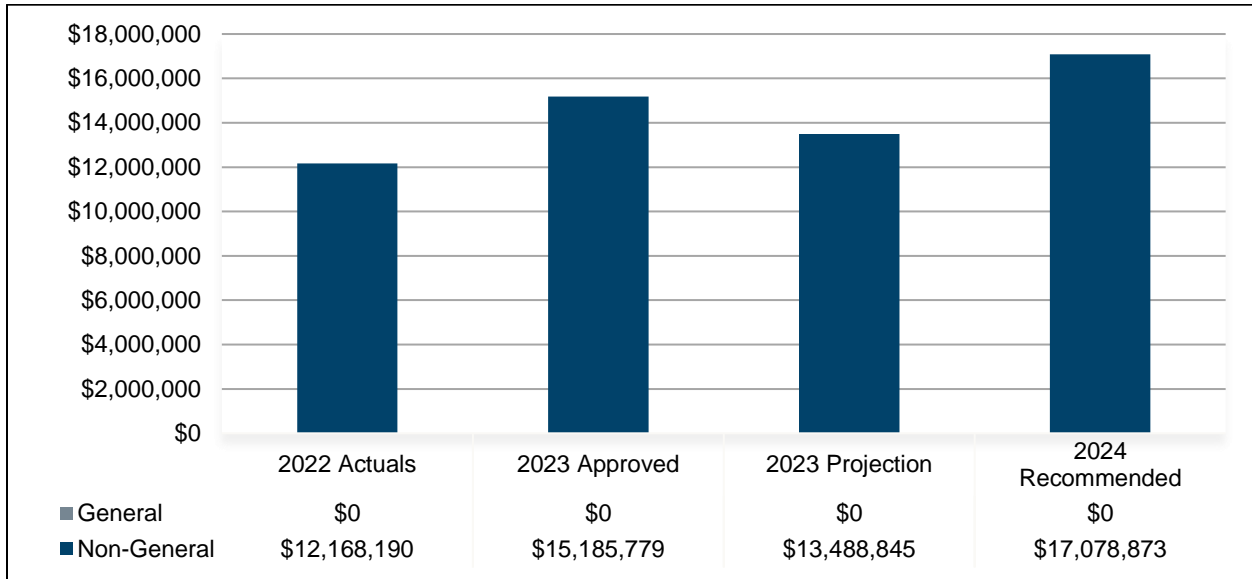
Performance Spotlight

Measure: Number of customers enrolled in the low-income water and sewer discount program

Program: Sewer Delivery

About this measure		Why it is important	
<p>The Sanitary Engineering Department tracks the number of customers enrolled in the low-income water and sewer discount program (enrolled in a qualified program or earning 150% or below the federal poverty level). The program provides a 20% discount on water and sewer usage charges for eligible participants. This measure counts the number of customers enrolled at the end of each calendar year.</p>		<p>The ultimate goal of the water and sewer discount program is to reduce the financial burden on low-income families so they have a better quality of life.</p>	
What is being done			
<p>The water and sewer discount program supports goal #6 of the Rise Together: A Blueprint for Reducing Poverty in Franklin County: Enabling more families at or near poverty to afford quality housing, and reducing the percentage of housing-cost burdened families, by reducing the burden associated with utility costs. All water and/or sewer bills contain short messages about this program and how to contact the Department for more information as well as an application. Once per year, the Department also includes the application in the water and/or sewer billing. When customers call to inquire about their account, staff ask if they would like additional information about the program.</p>			
2022 Actual	2023 Budget	2023 Projected	2024 Budget
179	225	134	140

Budget Summary – Revenues



Primary Revenue Sources by Fund Type

Fund Type	Fund Name (Number)	Primary Revenue Sources
General	None	N/A
Special	None	N/A
Debt	None	N/A
Capital	None	N/A
Enterprise /Internal	<ul style="list-style-type: none"> • Water Fund (5052) • Sewer Fund (5053) • Capital Improvements - Water Fund (5056) • Capital Improvements - Sewer Fund (5057) 	<ul style="list-style-type: none"> • Water and sewer fees collected from residents and businesses that connect to the water and sewer lines • Sanitary sewer bond proceeds • Loans from Ohio Public Works Commission (OPWC) and Ohio Water Development Authority (OWDA)

Comparison: 2023 Approved to 2023 Projection

	2023 Approved	2023 Projection	Variance \$	%
General Fund	\$0	\$0	\$0	N/A
Non-General Fund	\$15,185,779	\$13,488,845	(\$1,696,934)	-11.2%
Total	\$15,185,779	\$13,488,845	(\$1,696,934)	-11.2%

The \$1,696,934 decrease from the 2023 Approved Budget to the 2023 Projection is primarily attributed to:

- Lower than anticipated Transfers from the General Fund, Loan Proceeds, and State Grants associated with the timing of projects in the Water and Sewer Capital Improvements Funds.

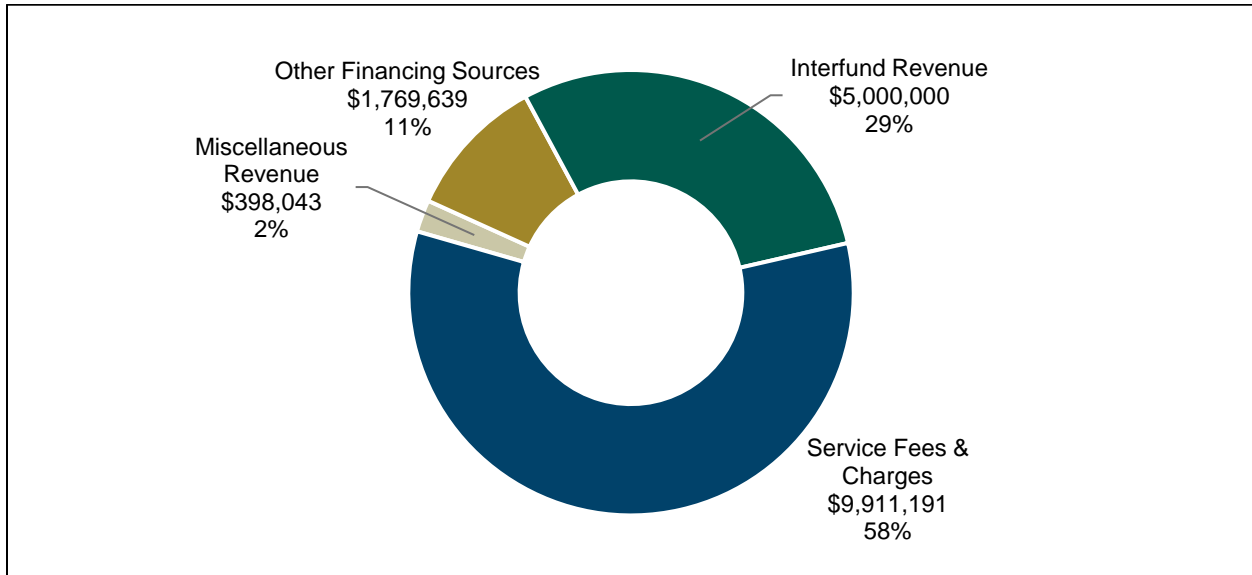
Comparison: 2023 Approved to 2024 Recommended

	2023 Approved	2024 Recommended	Variance \$	%
General Fund	\$0	\$0	\$0	N/A
Non-General Fund	\$15,185,779	\$17,078,873	\$1,893,094	12.5%
Total	\$15,185,779	\$17,078,873	\$1,893,094	12.5%

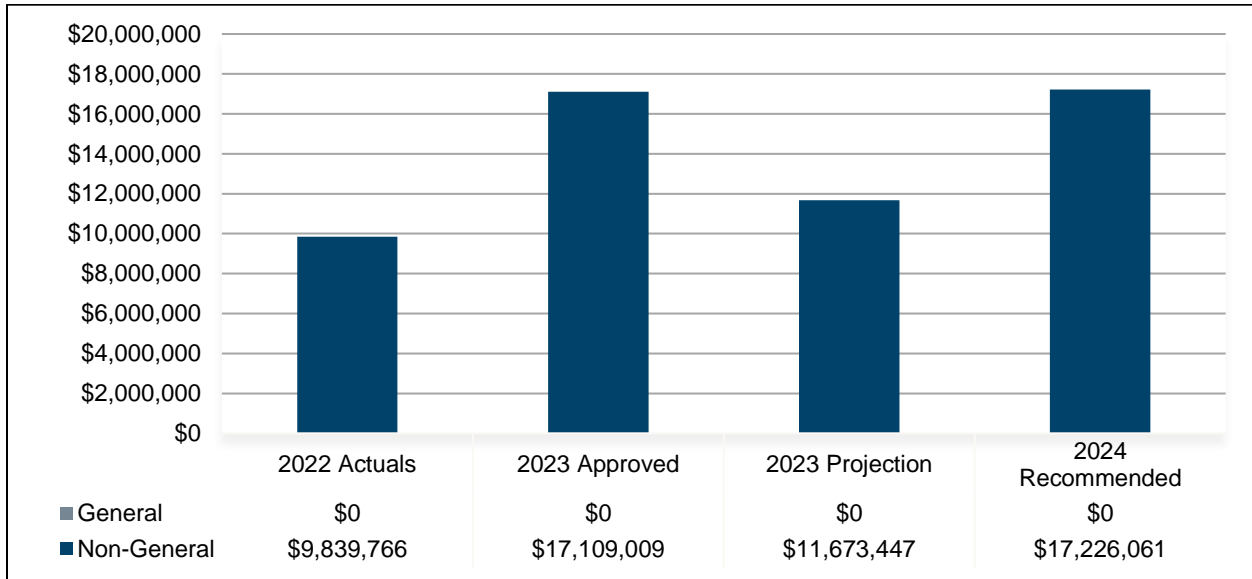
The \$1,893,094 increase from the 2023 Approved Budget to the 2024 Recommended Budget is primarily attributed to:

- An increase in Loan Proceeds due to the timing of projects in the Water and Sewer Capital Improvements Funds.

**2024 Recommended Budget
Revenues by Category**



Budget Summary – Expenditures



Significant items in the 2024 Recommended Budget

Object Code	Budgeted Amount	% of Budget
PERSONAL SERVICES & FRINGE	\$1,704,890	9.9%
WATER/SEWER LINES	\$6,669,639	38.7%
WATER & SEWER	\$5,427,193	31.5%
LOAN PRINCIPAL	\$1,837,292	10.7%
ELECTRICITY	\$147,200	0.9%
LOAN INTEREST	\$134,227	0.8%
MINOR TOOLS, EQUIP, HARDWARE	\$106,140	0.6%
IT DATA PROCESSING SERVICES	\$105,005	0.6%
TRUCKS	\$100,000	0.6%
FUND TRANSFERS-DEBT SERVICE	\$89,200	0.5%
<i>Other</i>	\$905,275	5.3%
Total	\$17,226,061	100.0%

Comparison: 2023 Approved to 2023 Projection

	2023 Approved	2023 Projection	Variance \$	%
General Fund	\$0	\$0	\$0	N/A
Non-General Fund	\$17,109,009	\$11,673,447	(\$5,435,562)	-31.8%
Total	\$17,109,009	\$11,673,447	(\$5,435,562)	-31.8%

The \$5,435,562 decrease from the 2023 Approved Budget to the 2023 Projection is primarily attributed to:

- Lower than anticipated Capital Outlays due to the timing of projects in the Water and Sewer Capital Improvements Funds.

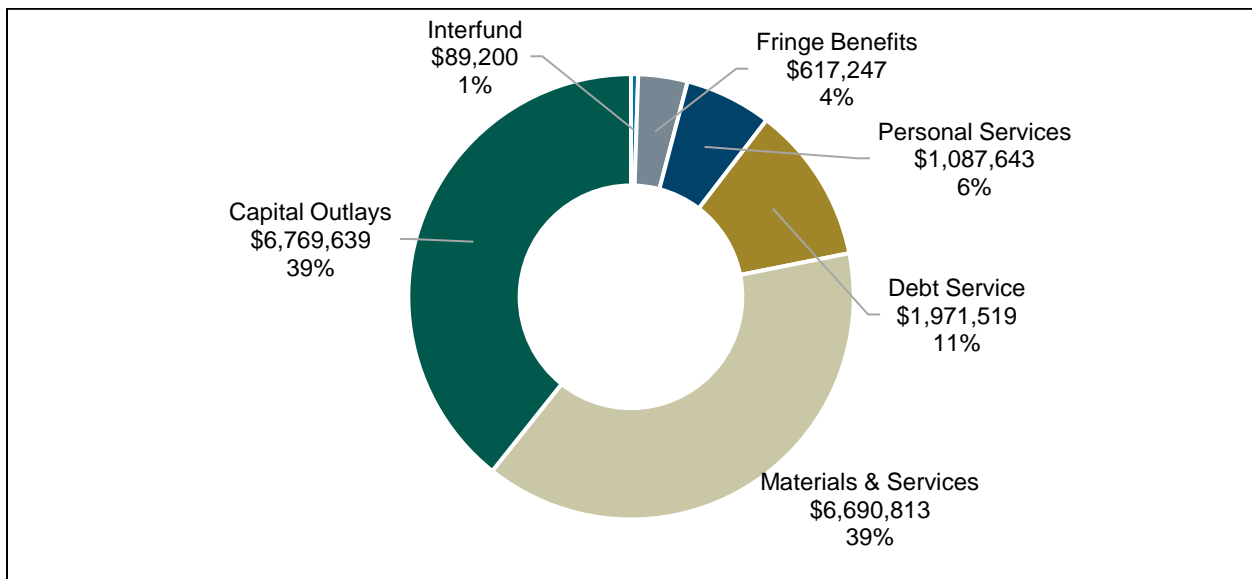
Comparison: 2023 Approved to 2024 Recommended

	2023 Approved	2024 Recommended	Variance \$	%
General Fund	\$0	\$0	\$0	N/A
Non-General Fund	\$17,109,009	\$17,226,061	\$117,052	0.7%
Total	\$17,109,009	\$17,226,061	\$117,052	0.7%

The \$117,052 increase from the 2023 Approved Budget to the 2024 Recommended Budget is primarily attributed to:

- An increase in debt service payments as well as an increase in healthcare costs. This increase is partially offset by a decrease in Capital Outlays due to the timing of projects in the Water and Sewer Capital Improvements Funds.

**2024 Recommended Budget
Expenditures by Category**



Budget Summary – FTEs

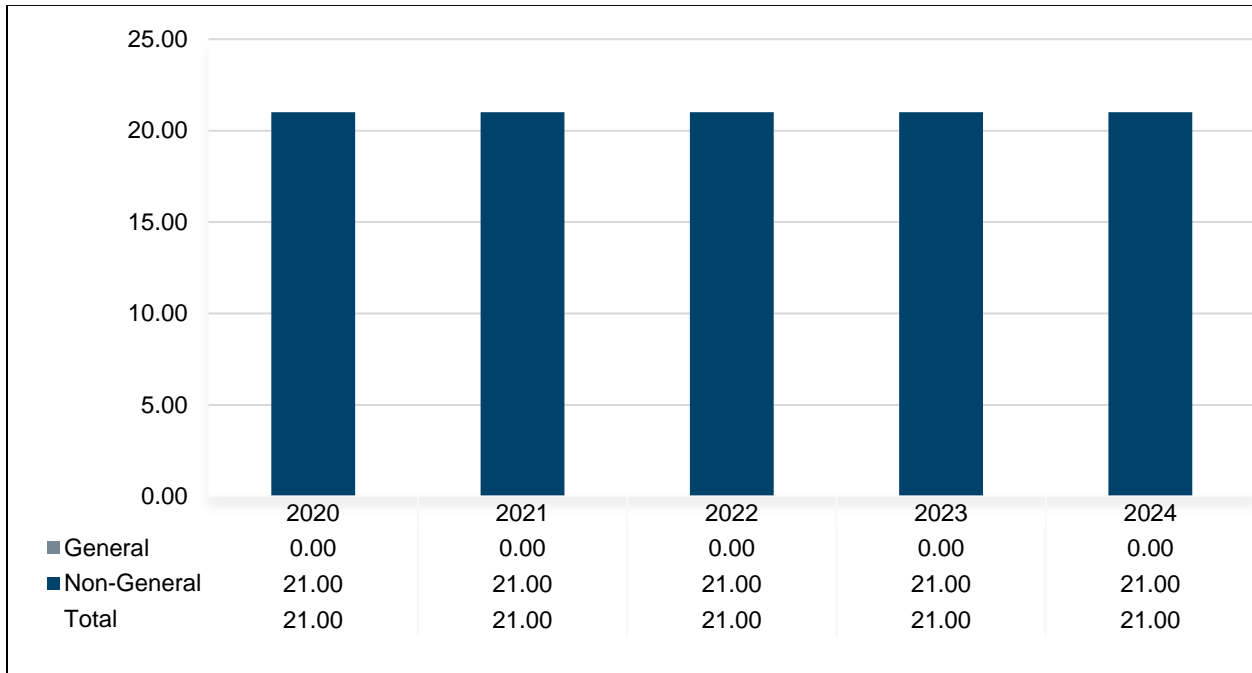
	2023 Budget	2024 Recommended	Recommended Budget as % of Total FTEs
General Fund	0.00	0.00	0.0%
Non-General Fund	21.00	21.00	100.0%
Total Agency FTEs	21.00	21.00	100.0%

There is no change in the number of FTEs from the 2023 Budget to the 2024 Recommended Budget.

New Positions

Position Title	# of Positions	Annual Salary	Source
<i>None</i>	<i>n/a</i>	<i>n/a</i>	<i>n/a</i>

Budgeted FTE History



Vacancy Credit

The vacancy credit process is designed to more accurately reflect the true expenditures for Personal Services and Fringe Benefits within the agency budget request. The calculations for the budget process begin with funding all approved positions for the entire year. Vacancy credits take into account that not all approved positions will be filled for the entire year. The methodology historically used by OMB to estimate an agency’s vacancy credit utilizes a four-year history of unused personnel budgets to estimate an appropriate vacancy credit. However, vacancy credits may vary from the four-year average due to staffing trends or the number of positions supported within a fund.

Salaries & Wages

	2023 Budget	Four-year Average	2024 Recommended	% Point Change to:	
				PY Budget	Average
Water Fund	14.4%	23.7%	14.4%	0.0%	-9.3%
Sewer Fund	12.5%	23.8%	12.5%	0.0%	-11.3%

The 2024 vacancy credit in the Water and Sewer Funds is consistent with the previous year. The four-year average has been skewed by positions that were previously vacant for multiple years.

Fringe Benefits

	2023 Budget	Four-year Average	2024 Recommended	% Point Change to:	
				PY Budget	Average
Water Fund	13.1%	24.4%	13.1%	0.0%	-11.3%
Sewer Fund	11.8%	30.5%	11.8%	0.0%	-18.7%

The 2024 vacancy credit in the Water and Sewer Funds is consistent with the previous year. The four-year average has been skewed by positions that were previously vacant for multiple years.

Sewer Delivery

Program Purpose

The purpose of the Sewer Delivery Program is to provide for the treatment of wastewater for our Franklin County customers so they can benefit from an off-site wastewater treatment system.

Primary Services

- Administer sewer service sales including billing and payment receipt
- Issue sewer permits and conduct permit inspections
- Complete sewer infrastructure installation, hook-up, and repairs

Program Budget Overview

	2023	2024	Variance	
	Approved	Recommended	\$	%
Personal Services	\$755,481	\$794,547	\$39,066	5.2%
Fringe Benefits	\$441,177	\$443,782	\$2,605	0.6%
Materials & Services	\$4,437,099	\$4,424,603	(\$12,496)	-0.3%
Capital Outlays	\$6,948,857	\$6,262,186	(\$686,671)	-9.9%
Debt Service	\$1,220,000	\$1,366,980	\$146,980	12.0%
Interfund	\$89,200	\$89,200	\$0	0.0%
Total Expenditures	\$13,891,814	\$13,381,298	(\$510,516)	-3.7%

Funding Source

- Sewer Fund
- Capital Improvements - Sewer Fund

Core Principle and Linkage

Promote Good Stewardship of Natural Resources, Environmental Sustainability, & Civic Engagement

Through the successful delivery of program outputs and achievement of program outcomes, customers and Franklin County residents have access to safe and reliable sewer services that protect public health, ensures the sustainability of existing water sources and enables access to drinking water for all Franklin County residents that is safe and free of contaminants.

Water Delivery

Program Purpose

The purpose of the Water Delivery Program is to provide a source of safe and reliable water to our Franklin County customers.

Primary Services

- Administer water service sales including billing and payment receipt
- Issue water permits and conduct permit inspections
- Complete water infrastructure installation, hook-up, and repairs

Program Budget Overview

	2023	2024	Variance	
	Approved	Recommended	\$	%
Personal Services	\$235,950	\$293,096	\$57,146	24.2%
Fringe Benefits	\$143,005	\$173,465	\$30,460	21.3%
Materials & Services	\$2,200,287	\$2,266,210	\$65,923	3.0%
Capital Outlays	\$32,453	\$507,453	\$475,000	1,463.7%
Debt Service	\$605,500	\$604,539	(\$961)	-0.2%
Total Expenditures	\$3,217,195	\$3,844,763	\$627,568	19.5%

Funding Source

- Water Fund
- Capital Improvements - Water Fund

Core Principle and Linkage

Promote Good Stewardship of Natural Resources, Environmental Sustainability, & Civic Engagement

Through the successful delivery of program outputs and achievement of program outcomes, customers and Franklin County residents have access to safe and reliable water services that protect public health and ensure the sustainability of existing water sources.