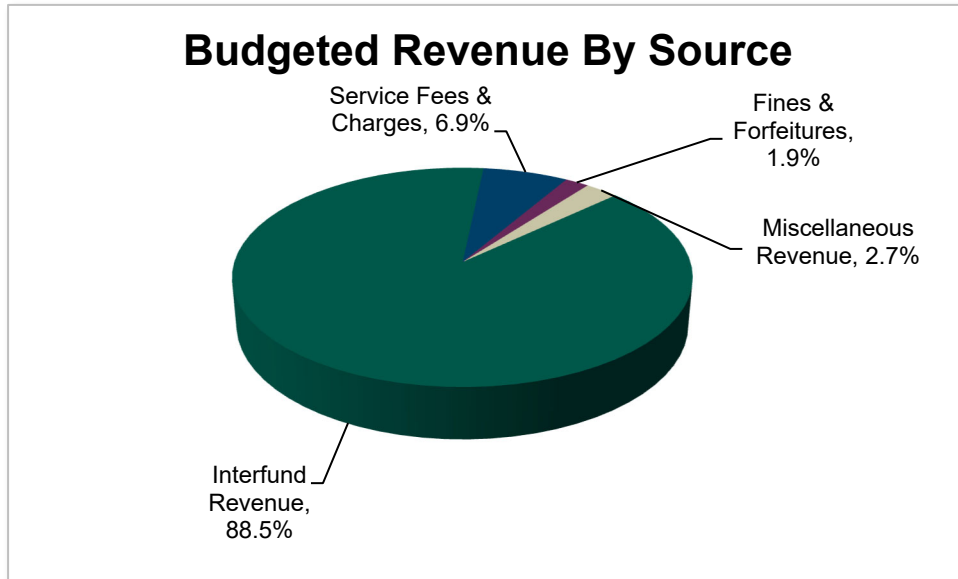


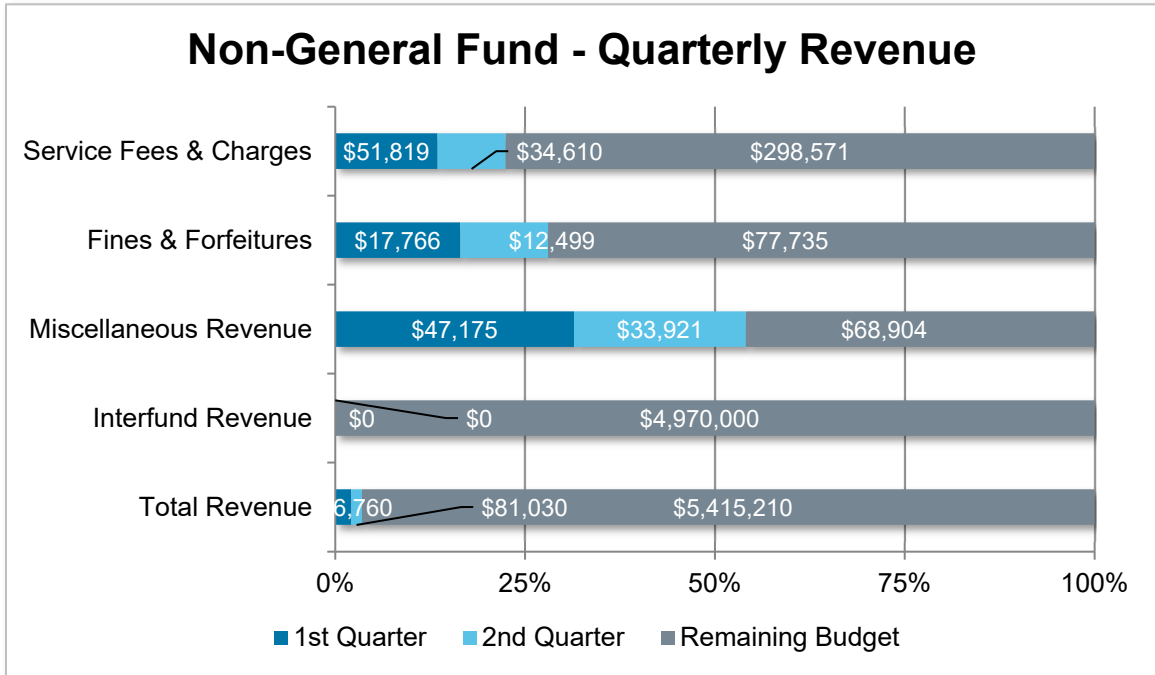
Non-General Fund – Revenue Analysis



- The non-general fund revenue for Animal Care and Control is estimated to be **\$5,613,000** for 2024.
- The main sources of non-general fund revenue for Animal Care and Control operating subsidy from the General Fund, adoption fees, fines and impound fees, and owner turn-in fees.
- Dog license fees, internet processing fees, and penalties are received in the Dog & Kennel Fund through the Auditor’s Office. The table below shows the additional revenue received by the Auditor’s Office in the Dog & Kennel Fund.

Revenue Type	Revised Budget	2 <sup>nd</sup> Quarter Revenue	Prior Year YTD
Dog License	\$2,000,000	\$1,152,565	\$1,189,377
Internet Processing Fees	\$56,000	\$32,942	\$32,531
Penalties	\$99,250	\$184,976	\$46,054
Donations	\$0	\$306	\$479
<b>Total</b>	<b>\$2,155,520</b>	<b>\$1,370,789</b>	<b>\$1,268,441</b>

- Collected revenue through the Auditor’s Office increased by \$102,348 or 8.1% in the 2<sup>nd</sup> quarter as compared to the same period from the prior year. The increase is related to the timing of penalties since the extension for the registration of dogs from the end of January to the end of March expired at the end of 2023.



Actuals	1 <sup>st</sup> Quarter	2 <sup>nd</sup> Quarter	3 <sup>rd</sup> Quarter	4 <sup>th</sup> Quarter	YTD	Total*
Prior Year	\$113,280	\$101,946	\$2,158,324	\$5,102,348	\$215,226	\$7,475,898
Current Year	\$116,760	\$81,030			\$197,790	\$5,613,000

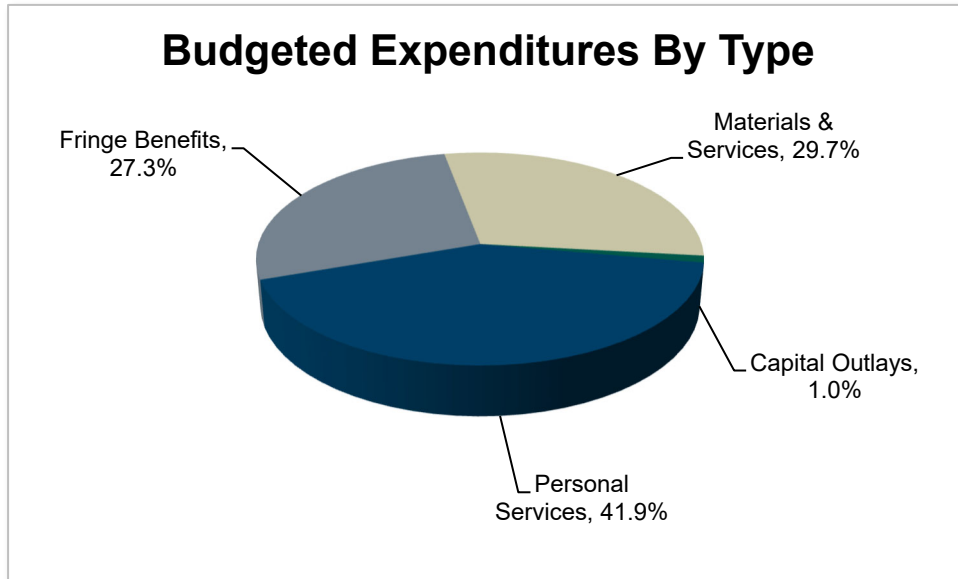
\*Current year total represents revised budget.

- YTD revenue of **\$197,790** represents **3.5%** of the budgeted amount for the year. There is no significant change from the prior year.

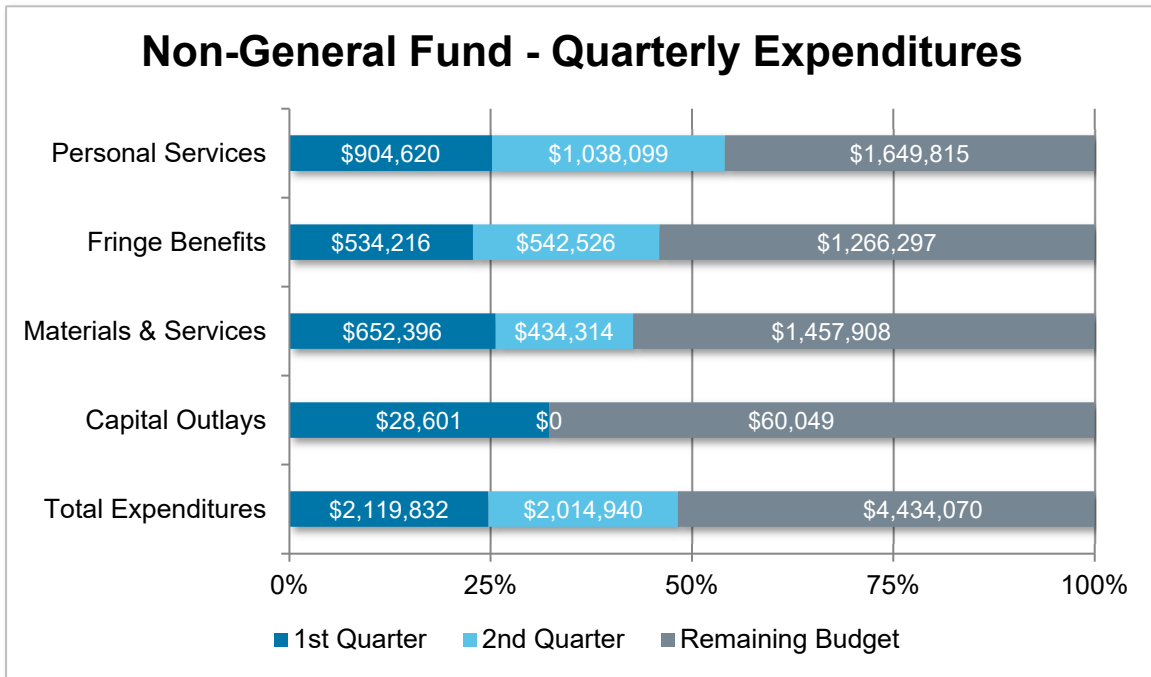
### Non-General Fund – Significant Revenue Sources

Description	Budget Category	YTD Amount	% of YTD Revenue
Donations, Bequests & Gifts	Miscellaneous Revenue	\$75,598	38.2%
Adoption and Other Fees	Service Fees & Charges	\$67,987	34.4%
Animal Control Fines	Fines & Forfeitures	\$21,864	11.1%
Board & Feed-Altered	Service Fees & Charges	\$18,442	9.3%
Unaltered Animal Impound	Fines & Forfeitures	\$8,401	4.2%

Non-General Fund – Expenditure Analysis



- The non-general fund expenditures for Animal Care and Control are estimated to be **\$8,568,842** for 2024.



Actuals	1 <sup>st</sup> Quarter	2 <sup>nd</sup> Quarter	3 <sup>rd</sup> Quarter	4 <sup>th</sup> Quarter	YTD	Total*
Prior Year	\$1,733,518	\$1,832,548	\$1,665,346	\$1,949,243	\$3,566,066	\$7,180,655
Current Year	\$2,119,832	\$2,014,940			\$4,134,772	\$8,568,842

\*Current year total represents revised budget.

- YTD expenditures of **\$4,134,772** represent **48.3%** of the budgeted amount for the year. The change from the prior year is primarily due to the addition of staff to support the operations of the shelter.

### Non-General Fund – Significant Non-Payroll Expenditures

Description	Budget Category	YTD Amount	% of YTD Expenditures
Medical Consultants	Materials & Services	\$467,095	11.3%
Drug Supplies	Materials & Services	\$184,546	4.5%
Animal Feed	Materials & Services	\$60,608	1.5%
IT Microsoft Licenses	Materials & Services	\$53,460	1.3%
Medical Supplies	Materials & Services	\$48,941	1.2%

Non-General Fund – Personal Services Analysis

Quarter	Agency Budget	Actual Expenditures	% of Budget
1 <sup>st</sup> Quarter	\$829,046	\$904,620	109.1%
2 <sup>nd</sup> Quarter	\$967,221	\$1,038,099	107.3%
3 <sup>rd</sup> Quarter	\$829,046		
4 <sup>th</sup> Quarter	\$967,221		
<b>Total</b>	<b>\$3,592,534</b>	<b>\$1,942,719</b>	<b>54.1%</b>

- There were thirteen pay periods through the end of the 2<sup>nd</sup> quarter, which would equate to 50.0% of the budgeted amount. The variance is due to termination payouts during the first half of the year.

Description	Actual Expenditures	% of Personal Services
Salaries & Wages	\$1,762,549	90.7%
Termination Payouts	\$23,664	1.2%
Overtime	\$126,889	6.5%
Other Personal Services	\$29,617	1.5%

Non-General Fund – Budget Corrective Items - Approved

Resolution No.	Amount	Type	Explanation
0029-24	\$50,122	Supplemental	Non-Bargaining Increase
0063-24	\$46,110	Supplemental	Carryover of Prior Year Expenditures
0352-24	\$80,000	Supplemental	Security Services