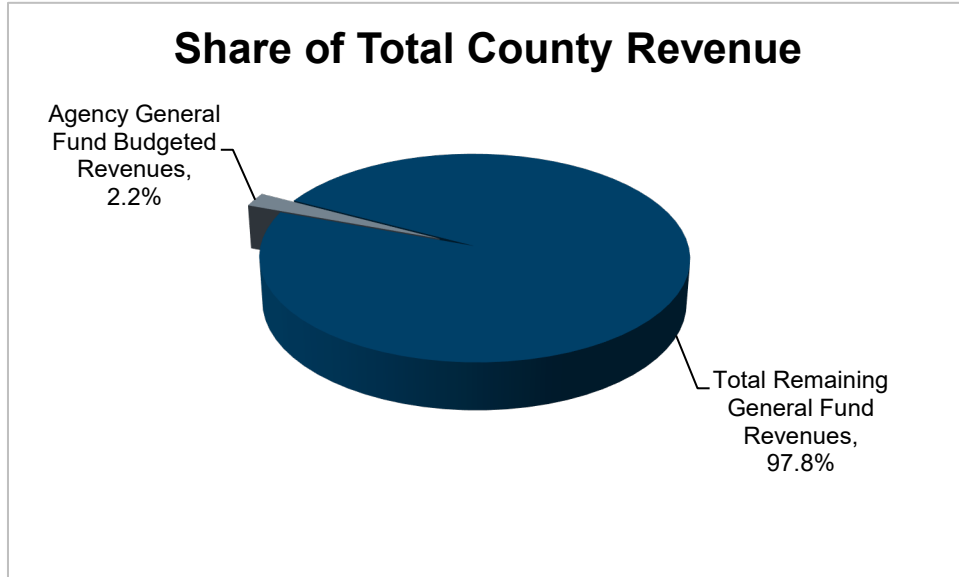
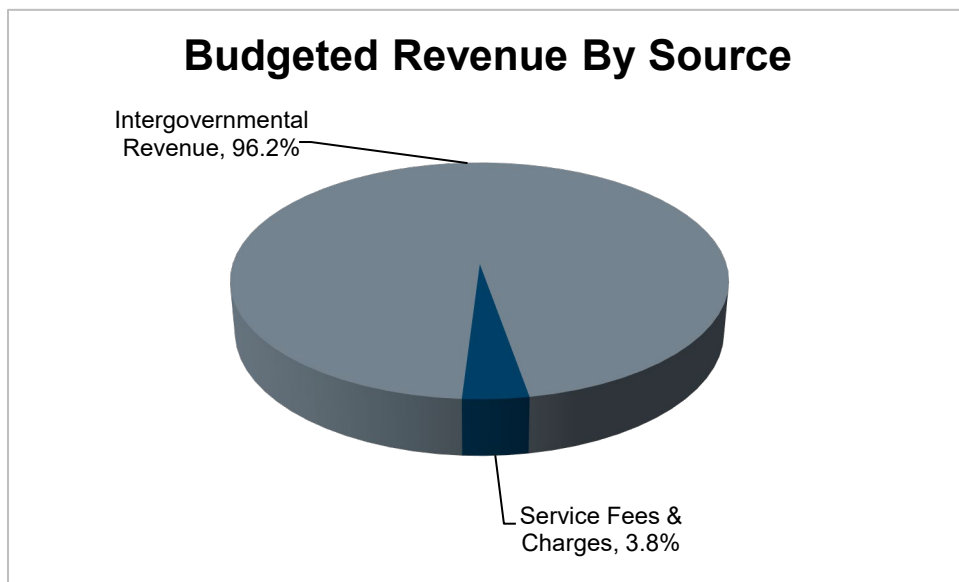


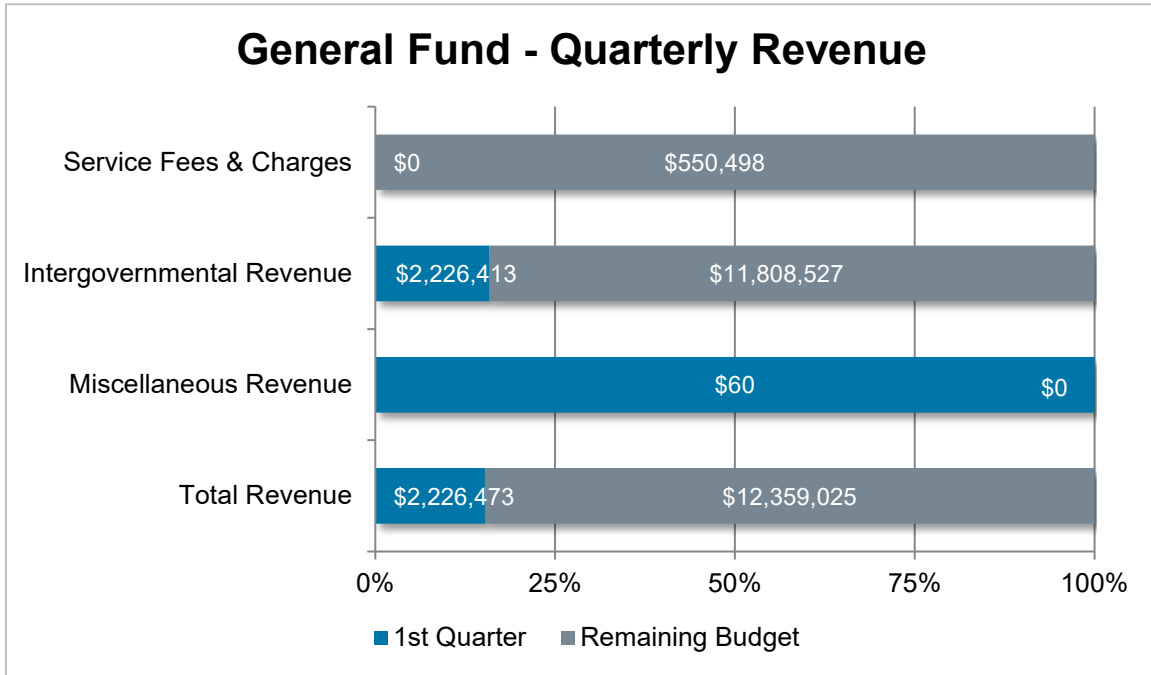
General Fund – Revenue Analysis



- The General Fund revenue for the Public Defender's Office is estimated to be **\$14,585,438** for 2024, which is **2.2%** of the total budgeted revenue for the General Fund.



- The main sources of General Fund revenue for the Public Defender's Office are reimbursements from the State Public Defender's Office and the Public Defender contract with the City of Columbus.



Actuals	1 st Quarter	2 nd Quarter	3 rd Quarter	4 th Quarter	YTD	Total*
Prior Year	\$3,181,578	\$4,968,092	\$2,622,630	\$4,391,837	\$3,181,578	\$15,164,137
Current Year	\$2,226,473				\$2,226,473	\$14,585,438

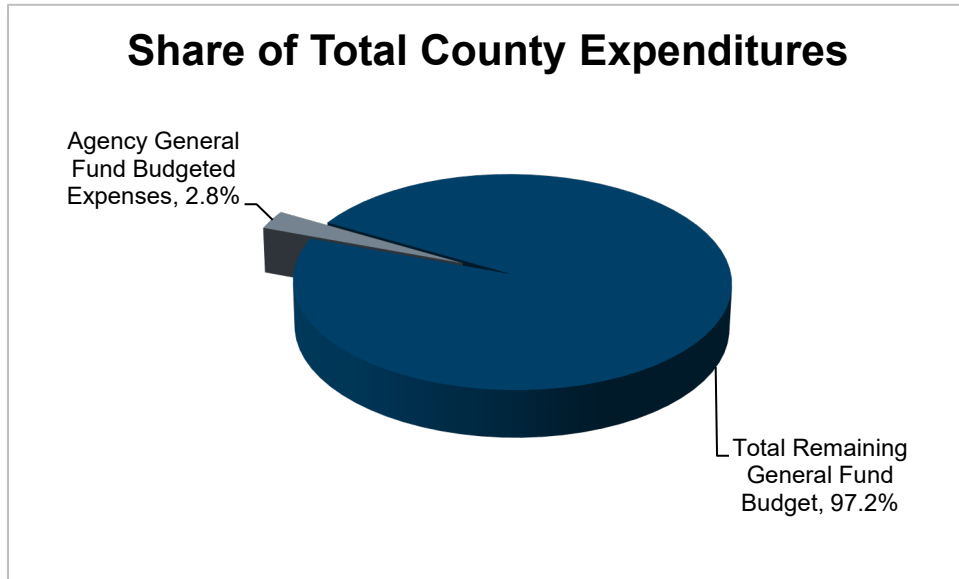
**Current year total represents revised budget.*

- YTD revenue of **\$2,226,473** represents **15.3%** of the budgeted amount for the year. The change from the prior year is primarily due to the timing of reimbursements from the State Public Defender's Office for appointed counsel legal fees.

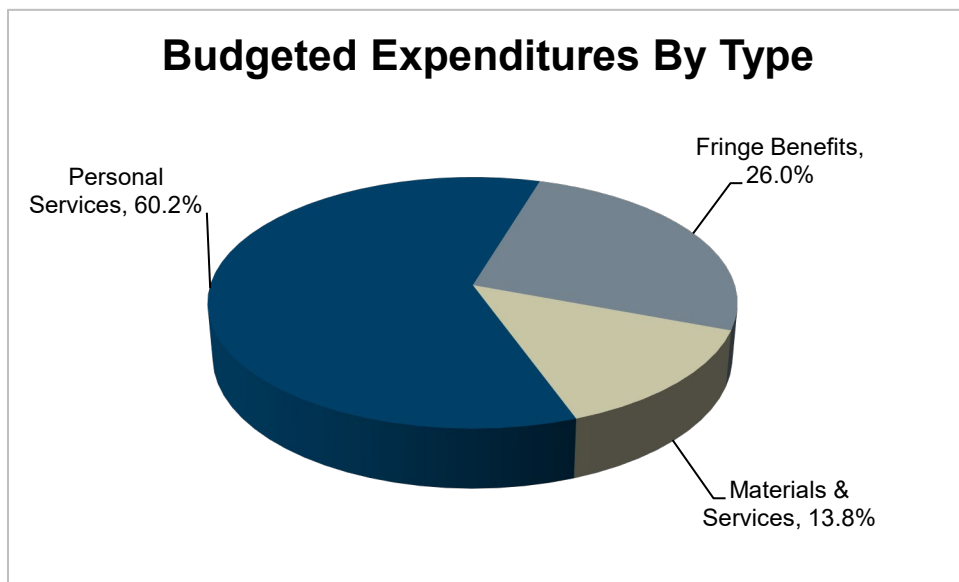
General Fund – Significant Revenue Sources

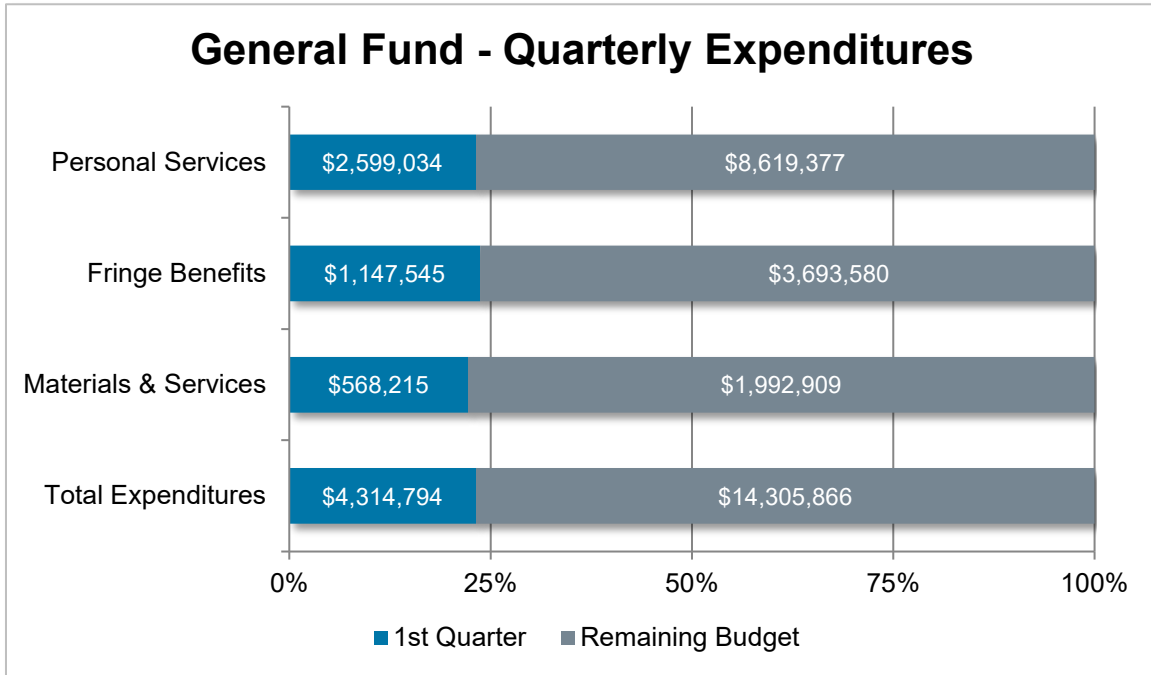
Description	Budget Category	YTD Amount	% of YTD Revenue
Public Defender Reimbursement	Intergovernmental Revenue	\$2,226,413	100.0%
Other Miscellaneous Revenue	Miscellaneous Revenue	\$60	0.0%

General Fund – Expenditure Analysis



- The General Fund expenditures for the Public Defender's Office are estimated to be **\$18,620,660** for 2024, which is **2.8%** of the total budgeted expenditures for the General Fund.





Actuals	1 st Quarter	2 nd Quarter	3 rd Quarter	4 th Quarter	YTD	Total*
Prior Year	\$3,857,794	\$4,541,243	\$3,942,451	\$4,593,655	\$3,857,794	\$16,935,143
Current Year	\$4,314,794				\$4,314,794	\$18,620,660

*Current year total represents revised budget.

- YTD expenditures of **\$4,314,794** represent **23.2%** of the budgeted amount for the year. The change from the prior year is primarily due to the annual non-bargaining increases and associated fringe benefits, as well as a timing variance related to IT data processing services and cost allocation plan charges.

General Fund – Significant Non-Payroll Expenditures

Description	Budget Category	YTD Amount	% of YTD Expenditures
IT Data Processing Services	Materials & Service	\$217,814	5.0%
Cost Allocation Plan	Materials & Service	\$150,653	3.5%
IT Microsoft Licenses	Materials & Service	\$95,879	2.2%
Witness Fees	Materials & Service	\$36,402	0.8%
Office Materials & Supplies	Materials & Service	\$13,866	0.3%

General Fund – Personal Services Analysis

Quarter	Agency Budget	Actual Expenditures	% of Budget
1 st Quarter	\$2,588,864	\$2,599,034	100.4%
2 nd Quarter	\$3,020,341		
3 rd Quarter	\$2,588,864		
4 th Quarter	\$3,020,341		
Total	\$11,218,411	\$2,599,034	23.2%

- There were six pay periods through the end of the 1st quarter, which would equate to 23.1% of the budgeted amount. There is no significant change from the prior year.

Description	Actual Expenditures	% of Personal Services
Salaries & Wages	\$2,592,147	99.7%
Termination Payouts	\$901	0.0%
Overtime	\$0	0.0%
Other Personal Services	\$5,986	0.2%

General Fund – Budget Corrective Items - Approved

Resolution No.	Amount	Type	Explanation
0029-24	\$659,240	Transfer from Reserves	Non-Bargaining Increase
0063-24	\$171,171	Supplemental	Carryover of Prior Year Expenditures