

**Mission**

The mission of the Sanitary Engineering Department is to provide safe and reliable water and sewer services to the residents of Franklin County in such a way that protects the environment and the health of Franklin County residents.

**Strategic Focus**

**Primary Initiative:** Water Distribution System Updates - Evaluate and implement plans necessary to upscale and/or replace portions of the water distribution systems.

**Primary Issue:** Age of current water/ sewer infrastructure - Most of the water and/or sewer assets are either close to or past operational life and need to be replaced/rehabilitated. - The Department continues to prioritize weakest areas and replace as necessary.

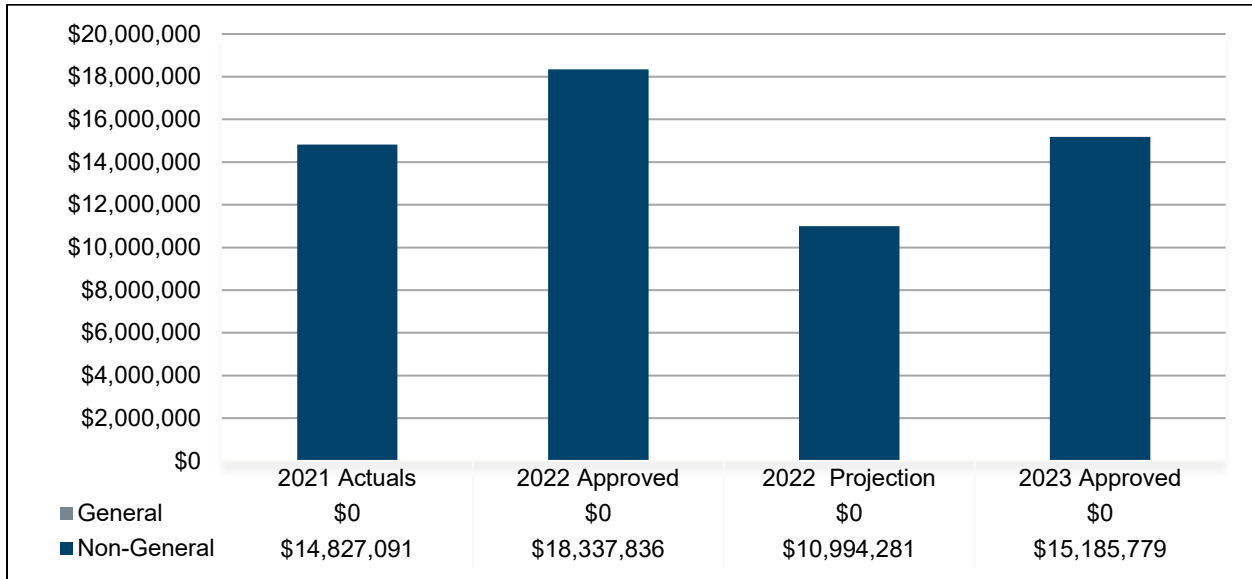
**Performance Spotlight**

**Measure:** Number of customers enrolled in the low-income water and sewer discount program

**Program:** Sewer Delivery

About this measure		Why it is important	
<p>The Sanitary Engineering Department tracks the number of customers enrolled in the low-income water and sewer discount program (enrolled in a qualified program or earning 150% or below the federal poverty level). The program provides a 20% discount on water and sewer usage charges for eligible participants. This measure counts the number of customers enrolled at the end of each calendar year.</p>		<p>The ultimate goal of the water and sewer discount program is to reduce the financial burden on low-income families so they have a better quality of life.</p>	
What is being done			
<p>The water and sewer discount program supports goal #6 of the Rise Together: A Blueprint for Reducing Poverty in Franklin County: Enabling more families at or near poverty to afford quality housing, and reducing the percentage of housing-cost burdened families, by reducing the burden associated with utility costs. All water and/or sewer bills contain short messages about this program and how to contact the Department for more information as well as an application. Once per year, the Department also includes the application in the water and/or sewer billing. When customers call to inquire about their account, staff ask if they would like additional information about the program.</p>			
2021 Actual	2022 Budget	2022 Projected	2023 Budget
174	225	180	225

**Budget Summary – Revenues**



**Primary Revenue Sources by Fund Type**

Fund Type	Fund Name (Number)	Primary Revenue Sources
General	None	N/A
Special	None	N/A
Debt	None	N/A
Capital	None	N/A
Enterprise /Internal	<ul style="list-style-type: none"> <li>• Water Fund (5052)</li> <li>• Sewer Fund (5053)</li> <li>• Capital Improvements - Water Fund (5056)</li> <li>• Capital Improvements - Sewer Fund (5057)</li> </ul>	<ul style="list-style-type: none"> <li>• Water and sewer fees collected from residents and businesses that connect to the water and sewer lines</li> <li>• Sanitary sewer bond proceeds</li> <li>• Loans from Ohio Public Works Commission (OPWC) and Ohio Water Development Authority (OWDA)</li> </ul>

**Comparison: 2022 Approved to 2022 Projection**

	2022 Approved	2022 Projection	Variance \$	%
General Fund	\$0	\$0	\$0	N/A
Non-General Fund	\$18,337,836	\$10,994,281	(\$7,343,555)	-40.0%
<b>Total</b>	<b>\$18,337,836</b>	<b>\$10,994,281</b>	<b>(\$7,343,555)</b>	<b>-40.0%</b>

The \$7,343,555 decrease from the 2022 Approved Budget to the 2022 Projection is primarily attributed to:

- Lower than anticipated Transfers from the General Fund, Loan Proceeds, and State Grants associated with the timing of projects in the Water and Sewer Capital Improvements Funds.

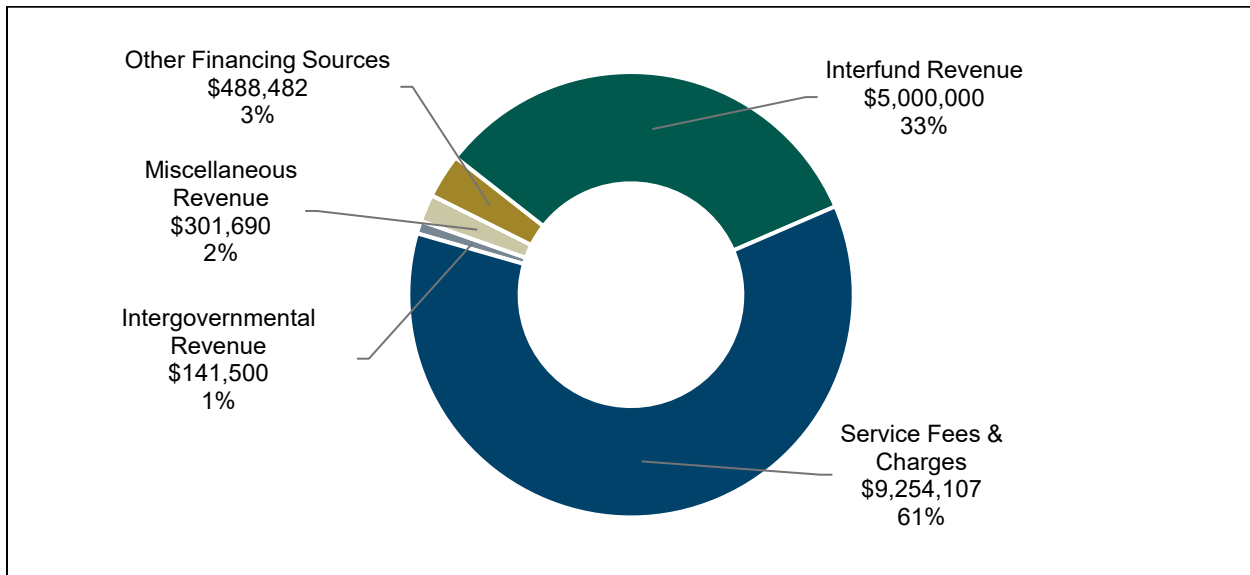
**Comparison: 2022 Approved to 2023 Approved**

	2022 Approved	2023 Approved	Variance \$	%
General Fund	\$0	\$0	\$0	N/A
Non-General Fund	\$18,337,836	\$15,185,779	(\$3,152,057)	-17.2%
<b>Total</b>	<b>\$18,337,836</b>	<b>\$15,185,779</b>	<b>(\$3,152,057)</b>	<b>-17.2%</b>

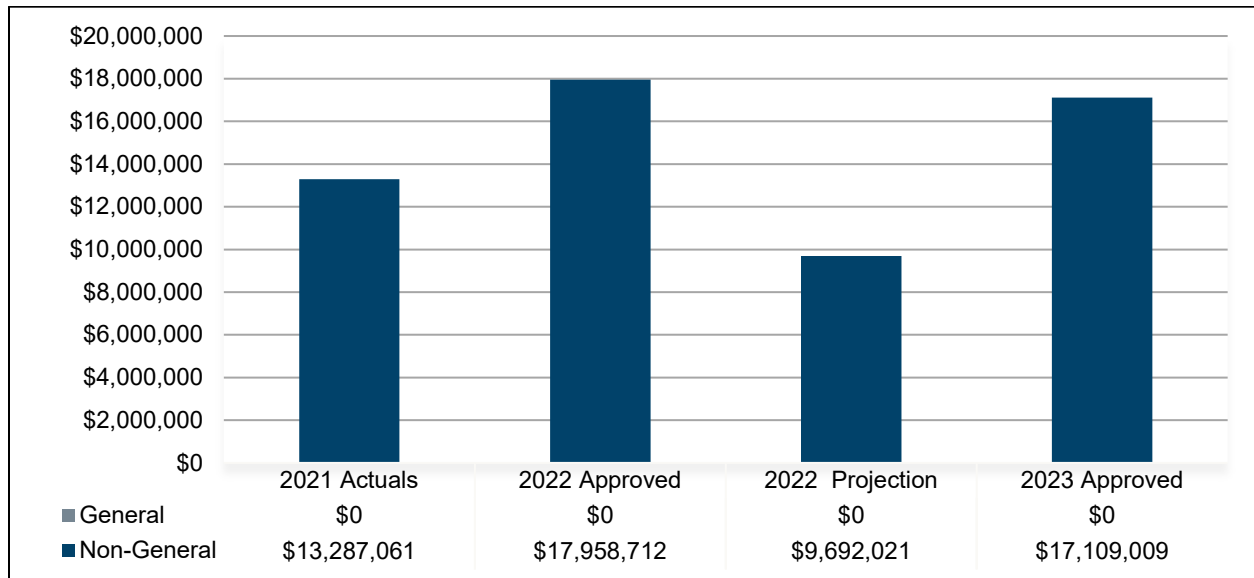
The \$3,152,057 decrease from the 2022 Approved Budget to the 2023 Approved Budget is primarily attributed to:

- A decrease in Loan Proceeds and State Grants due to the timing of projects in the Water and Sewer Capital Improvements Funds.

**2023 Approved Budget  
Revenues by Category**



**Budget Summary – Expenditures**



**Significant items in the 2023 Approved Budget**

Object Code	Budgeted Amount	% of Budget
PERSONAL SERVICES & FRINGE	\$1,575,613	9.2%
WATER/SEWER LINES	\$6,459,310	37.8%
WATER & SEWER	\$5,322,000	31.1%
LOAN PRINCIPAL	\$1,675,000	9.8%
TRUCKS	\$522,000	3.1%
LOAN INTEREST	\$150,500	0.9%
ELECTRICITY	\$147,135	0.9%
MINOR TOOLS, EQUIP, HARDWARE < \$5,000	\$105,000	0.6%
FUND TRANSFERS-DEBT SERVICE	\$89,200	0.5%
MAINTENANCE & REPAIR SERVICES	\$83,000	0.5%
<i>Other</i>	<i>\$980,251</i>	<i>5.7%</i>
<b>Total</b>	<b>\$17,109,009</b>	<b>100.0%</b>

**Comparison: 2022 Approved to 2022 Projection**

	2022 Approved	2022 Projection	Variance \$	%
General Fund	\$0	\$0	\$0	N/A
Non-General Fund	\$17,958,712	\$9,692,021	(\$8,266,691)	-46.0%
<b>Total</b>	<b>\$17,958,712</b>	<b>\$9,692,021</b>	<b>(\$8,266,691)</b>	<b>-46.0%</b>

The \$8,266,691 decrease from the 2022 Approved Budget to the 2022 Projection is primarily attributed to:

- Lower than anticipated Capital Outlays due to the timing of projects in the Water and Sewer Capital Improvements Funds, partially offset by an increase in Debt Service due to the timing of payments.

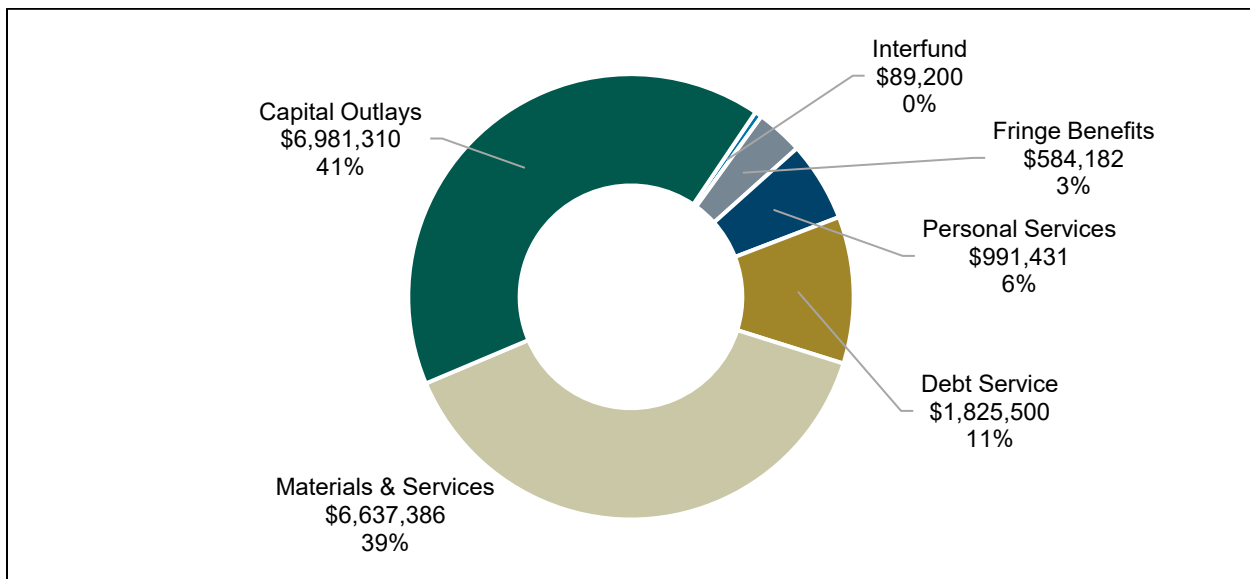
**Comparison: 2022 Approved to 2023 Approved**

	2022 Approved	2023 Approved	Variance \$	%
General Fund	\$0	\$0	\$0	N/A
Non-General Fund	\$17,958,712	\$17,109,009	(\$849,703)	-4.7%
<b>Total</b>	<b>\$17,958,712</b>	<b>\$17,109,009</b>	<b>(\$849,703)</b>	<b>-4.7%</b>

The \$849,703 decrease from the 2022 Approved Budget to the 2023 Approved Budget is primarily attributed to:

- A decrease in Capital Outlays due to the timing of projects in the Water and Sewer Capital Improvements Funds, partially offset by an increase in Water and Sewer payments to the City of Columbus and Debt Service payments.

**2023 Approved Budget  
Expenditures by Category**



**Budget Summary – FTEs**

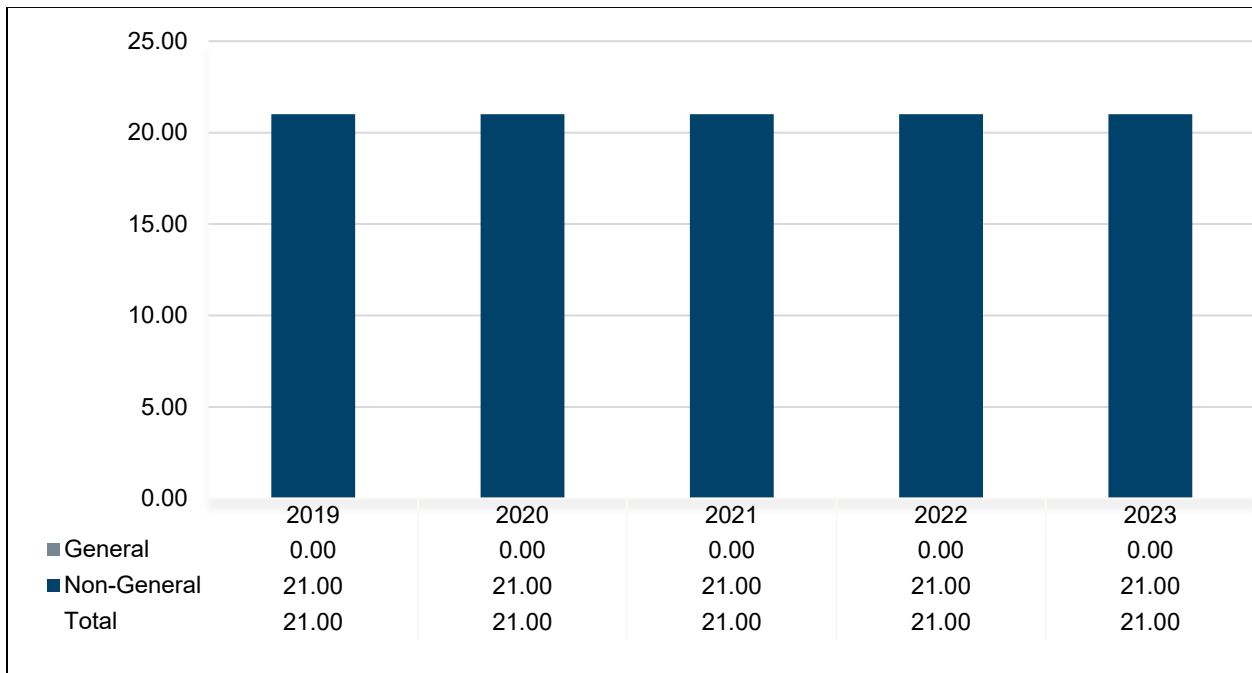
	2022 Budget	2023 Approved	Approved Budget as % of Total FTEs
General Fund	0.00	0.00	0.0%
Non-General Fund	21.00	21.00	100.0%
<b>Total Agency FTEs</b>	<b>21.00</b>	<b>21.00</b>	<b>100.0%</b>

There is no change in Total FTEs from the 2022 Budget to the 2023 Approved Budget.

**New Positions**

Position Title	# of Positions	Annual Salary	Source
<i>None</i>	<i>n/a</i>	<i>n/a</i>	<i>n/a</i>

**Budgeted FTE History**



**Vacancy Credit**

The vacancy credit process is designed to more accurately reflect the true expenditures for Personal Services and Fringe Benefits within the agency budget request. The calculations for the budget process begin with funding all approved positions for the entire year. Vacancy credits take into account that not all approved positions will be filled for the entire year. The methodology historically used by OMB to estimate an agency’s vacancy credit utilizes a four-year history of unused personnel budgets to estimate an appropriate vacancy credit. However, vacancy credits may vary from the four-year average due to staffing trends or the number of positions supported within a fund.

**Salaries & Wages**

	<b>2022 Budget</b>	<b>Four-year Average</b>	<b>2023 Approved</b>	<b>% Point Change to:</b>	
				<b>PY Budget</b>	<b>Average</b>
Water Fund	14.4%	23.6%	14.4%	0.0%	-9.2%
Sewer Fund	12.5%	23.9%	12.5%	0.0%	-11.4%

The 2023 vacancy credit in the Water and Sewer Funds is consistent with the previous year. The four-year average has been skewed by positions that were previously vacant for multiple years.

**Fringe Benefits**

	<b>2022 Budget</b>	<b>Four-year Average</b>	<b>2023 Approved</b>	<b>% Point Change to:</b>	
				<b>PY Budget</b>	<b>Average</b>
Water Fund	13.1%	17.8%	13.1%	0.0%	-4.7%
Sewer Fund	11.8%	31.7%	11.8%	0.0%	-19.9%

The 2023 vacancy credit in the Water and Sewer Funds is consistent with the previous year. The four-year average has been skewed by positions that were previously vacant for multiple years.

**Request for Results**

A Request for Results is a request for additional appropriations to support a new initiative or expand existing services. A Request for Results contains a detailed description of the new initiative, justification for why the increase in appropriations is necessary, and the expected outcomes. In addition to the amount of additional appropriations, a Request for Results should identify any new revenue or savings expected to be achieved from the new initiative. The Office of Management & Budget reviews each Request for Results to determine if adequate justification is provided and sufficient resources are available. The County Administrator makes a recommendation based on this review, with the Board of Commissioners making the final decision on whether the item is included in the budget.

<b>Kanawha/Rossllyn Sewer Project</b>		
<b>Fund Type</b>	<b>Amount Requested</b>	<b>Amount Approved</b>
Non-General Fund	\$5,246,875	\$5,246,875
<b>Recommended</b>	<b>Request Description:</b> This project provides infrastructure to remedy the last remaining pocket of pollution identified by the Water Quality Partnership (WQP). The WQP was created to protect Franklin County’s water quality by targeting key areas of non-point source water pollution (a major contributor of which is on-lot home sewage disposal systems). The engineering and construction of the Kanawha/Rossllyn sanitary sewer system impacts 114 users and stands to provide greater protection for Franklin County’s water quality.	
	<b>Justification:</b> OMB recommends completing the Kanawha/Rossllyn Sewer Project to prevent potential health hazards and protect Franklin County’s water quality.  The source of funding for this project will be from the annual transfers of \$5 million allocated from the General Fund for the support of various water and sewer projects.	



**Environmental Compliance**

**Program Purpose**

The purpose of the Environmental Compliance Program is to provide data to the Ohio EPA so the organization can validate the operational compliance of the Franklin County water/sewer delivery systems.

**Primary Services**

- Create reports as required including consumer confidence and lead and copper testing
- Perform backflow prevention inspections and create contingency plans in case of emergency

**Program Budget Overview**

	<b>2022 Approved</b>	<b>2023 Approved</b>	<b>Variance</b>	
			<b>\$</b>	<b>%</b>
Personal Services	\$66,945	\$68,362	\$1,417	2.1%
Fringe Benefits	\$36,000	\$38,684	\$2,684	7.5%
Capital Outlays	\$419,725	\$200,000	(\$219,725)	-52.3%
<b>Total Expenditures</b>	<b>\$522,670</b>	<b>\$307,046</b>	<b>(\$215,624)</b>	<b>-41.3%</b>

**Funding Source**

- Water Fund
- Capital Improvements - Sewer Fund
- Sewer Fund

**Core Principle and Linkage**

**Promote Good Stewardship of Natural Resources, Environmental Sustainability, & Civic Engagement**

The Environmental Compliance Program is linked to the core principle through efforts to regularly test and report on sewage treatment performance to ensure that wastewater is treated pursuant to state and federal guidelines for the purpose of ultimately protecting the drinking water supplies for Franklin County residents.

**Water Quality Partnership**

**Program Purpose**

The purpose of the Water Quality Partnership program is to provide pollution corrective action plans and engineering services to the residents of the affected area so they can live free of health hazards that result from failed home wastewater disposal systems.

**Primary Services**

- Provide sewer hook-up assistance and community outreach to residents
- Secure grant funding to support engineering planning

**Program Budget Overview**

	<b>2022 Approved</b>	<b>2023 Approved</b>	<b>Variance</b>	
			<b>\$</b>	<b>%</b>
Personal Services	\$173,341	\$174,400	\$1,059	0.6%
Fringe Benefits	\$80,813	\$85,912	\$5,099	6.3%
<b>Total Expenditures</b>	<b>\$254,154</b>	<b>\$260,312</b>	<b>\$6,158</b>	<b>2.4%</b>

**Funding Source**

- Sewer Fund

**Core Principle and Linkage**

**Promote Good Stewardship of Natural Resources, Environmental Sustainability, & Civic Engagement**

The Water Quality Partnership Program is linked to the core principle through efforts to replace failed wastewater disposal systems utilized by Franklin County residents with direct connections to sewage line infrastructure thereby allowing sewage to be treated pursuant to state and federal regulations and ensuring the protection of drinking water supplies.

**Sewer Delivery**

**Program Purpose**

The purpose of the Sewer Delivery Program is to provide for the treatment of wastewater for our Franklin County customers so they can benefit from an off-site wastewater treatment system.

**Primary Services**

- Administer sewer service sales including billing and payment receipt
- Issue sewer permits and conduct permit inspections
- Complete sewer infrastructure installation, hook-up, and repairs

**Program Budget Overview**

	<b>2022 Approved</b>	<b>2023 Approved</b>	<b>Variance</b>	
			<b>\$</b>	<b>%</b>
Personal Services	\$494,126	\$512,719	\$18,593	3.8%
Fringe Benefits	\$291,640	\$316,581	\$24,941	8.6%
Materials & Services	\$3,655,222	\$4,437,099	\$781,877	21.4%
Capital Outlays	\$8,004,774	\$6,748,857	(\$1,255,917)	-15.7%
Debt Service	\$1,159,008	\$1,220,000	\$60,992	5.3%
Interfund	\$89,200	\$89,200	\$0	0.0%
<b>Total Expenditures</b>	<b>\$13,693,970</b>	<b>\$13,324,456</b>	<b>(\$369,514)</b>	<b>-2.7%</b>

**Funding Source**

- Sewer Fund
- Capital Improvements - Sewer Fund

**Core Principle and Linkage**

**Provide Efficient, Responsive & Fiscally Sustainable Government Operations**

Through the successful delivery of program outputs and achievement of program outcomes, customers and Franklin County residents have access to safe and reliable sewer services that protect public health, ensures the sustainability of existing water sources and enables access to drinking water for all Franklin County residents that is safe and free of contaminants.

**Water Delivery**

**Program Purpose**

The purpose of the Water Delivery Program is to provide a source of safe and reliable water to our Franklin County customers.

**Primary Services**

- Administer water service sales including billing and payment receipt
- Issue water permits and conduct permit inspections
- Complete water infrastructure installation, hook-up, and repairs

**Program Budget Overview**

	2022	2023	Variance	
	Approved	Approved	\$	%
Personal Services	\$222,409	\$235,950	\$13,541	6.1%
Fringe Benefits	\$130,819	\$143,005	\$12,186	9.3%
Materials & Services	\$2,154,930	\$2,200,287	\$45,357	2.1%
Capital Outlays	\$400,500	\$32,453	(\$368,047)	-91.9%
Debt Service	\$579,260	\$605,500	\$26,240	4.5%
<b>Total Expenditures</b>	<b>\$3,487,918</b>	<b>\$3,217,195</b>	<b>(\$270,723)</b>	<b>-7.8%</b>

**Funding Source**

- Water Fund
- Capital Improvements - Water Fund

**Core Principle and Linkage**

**Provide Efficient, Responsive & Fiscally Sustainable Government Operations**

Through the successful delivery of program outputs and achievement of program outcomes, customers and Franklin County residents have access to safe and reliable water services that protect public health and ensure the sustainability of existing water sources.