

**Mission**

The mission of the Public Facilities Management department is to provide centralized, cost effective, efficient, and professional building services to County employees and visitors, so that they can work and conduct business in a safe, comfortable, functional, and eco-friendly environment.

**Strategic Focus**

**Primary Initiative:** Construction Projects - PFM will strive to complete construction projects on time and on budget, and in a manner consistent with the County’s quality contracting standards and sustainable principles.

**Primary Issue:** Facilities Master Plan - PFM will continue to provide functional workspace that meets the operational needs of an office/agency, and thoughtfully consider requests for enhanced and/or expanded space. With the Capital Improvement Plan (CIP), PFM will continue to conduct facility assessments and make prudent, forward-looking decisions. PFM will prioritize action items within the CIP to ensure we can continue to meet the operational requirements and space needs of county agencies for the long-term and complete critical facility preservation projects.

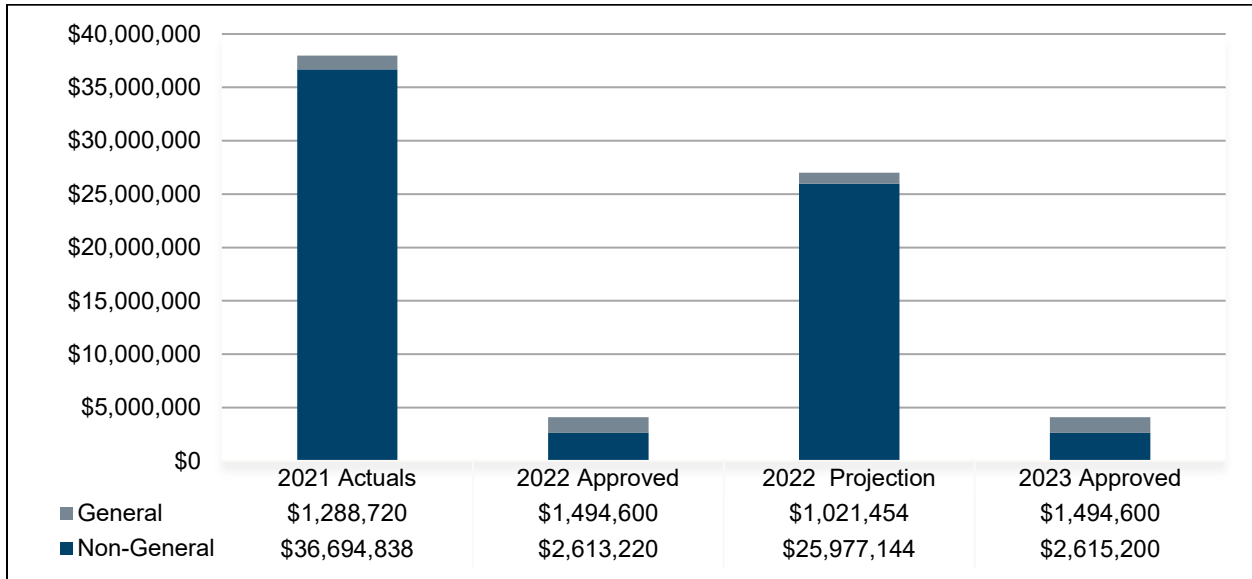
**Performance Spotlight**

**Measure:** Number of projects completed

**Program:** Construction

About this measure		Why it is important	
This measure tracks the number of approved projects that have been completed within the established time frame.		Construction services are important to County agencies and serves the public by having cost efficient and user-friendly facilities. The preservation of a mature portfolio of existing facilities continues to be addressed. PFM must consistently shift priorities based upon circumstances. The impact has led PFM to take strides towards conducting facility assessments to all for strategic planning and prioritization of the operational requirements of county offices and agencies.	
What is being done			
PFM will continue to provide improved/expanded workspace, more comfortable and safer facilities, and ensure employees workspace meets the operational needs. With the Facility Renovation Bond Fund, Permanent Improvement Fund, and General Fund Construction, PFM will continue to conduct facility assessments and make prudent, forward looking decisions. Action Items will be prioritized to ensure we continue to meet the operational requirements of county agencies as well as complete the projections within an established timeframe.			
2021 Actual	2022 Budget	2022 Projected	2023 Budget
32	8	30	34

**Budget Summary – Revenues**



\*The 2021 actuals (\$34.2 million) and 2022 Projection (\$20.0 million) include transfers into the Permanent Improvement Fund for current and future capital projects.

**Primary Revenue Sources by Fund Type**

Fund Type	Fund Name (Number)	Primary Revenue Sources
General	<ul style="list-style-type: none"> <li>• General Fund (1000)</li> <li>• Permanent Improvement Fund (4041)</li> </ul>	<ul style="list-style-type: none"> <li>• User Fees from other agencies</li> <li>• Rental Agreements</li> <li>• Recycling Collections</li> <li>• Transfers from the General Fund</li> </ul>
Special	None	N/A
Debt	None	N/A
Capital	<ul style="list-style-type: none"> <li>• Public Safety Center Fund (4067)</li> <li>• Facility Renovation Bond Fund (4071)</li> </ul>	<ul style="list-style-type: none"> <li>• Transfers from the General Fund</li> <li>• Bond Proceeds</li> </ul>
Enterprise /Internal	<ul style="list-style-type: none"> <li>• Parking Facilities Fund (1002)</li> </ul>	<ul style="list-style-type: none"> <li>• User Fees</li> </ul>

**Comparison: 2022 Approved to 2022 Projection**

	2022 Approved	2022 Projection	Variance	
			\$	%
General Fund	\$1,494,600	\$1,021,454	(\$473,146)	-31.7%
Non-General Fund	\$2,613,220	\$25,977,144	\$23,363,924	894.1%
<b>Total</b>	<b>\$4,107,820</b>	<b>\$26,998,598</b>	<b>\$22,890,778</b>	<b>557.2%</b>

The \$22,890,778 increase from the 2022 Approved Budget to the 2022 Projection is primarily attributed to:

- Transfer of \$20.0 million to the Permanent Improvement Fund in support of the Capital Improvement Plan, as well as payment of \$3.5 million from the City of Columbus for the first half of the purchase price of the land for the reallocation of the Municipal Court, partially offset by a decrease within General Fund is related to a delay in new lease rental collections.

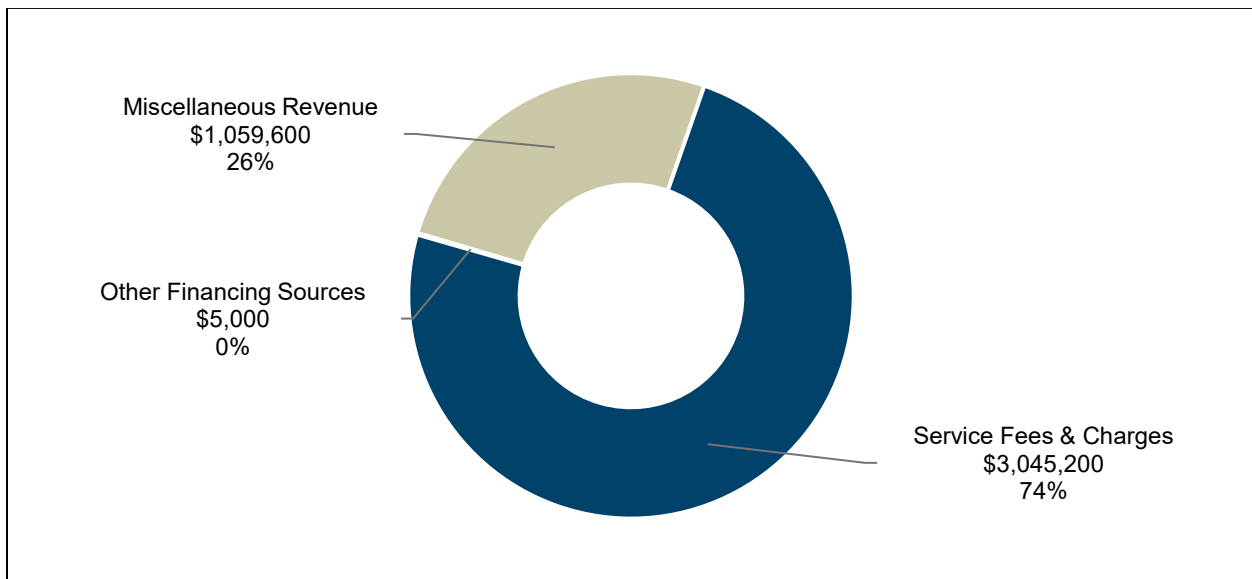
**Comparison: 2022 Approved to 2023 Approved**

	2022 Approved	2023 Approved	Variance	
			\$	%
General Fund	\$1,494,600	\$1,494,600	\$0	0.0%
Non-General Fund	\$2,613,220	\$2,615,200	\$1,980	0.1%
<b>Total</b>	<b>\$4,107,820</b>	<b>\$4,109,800</b>	<b>\$1,980</b>	<b>0.0%</b>

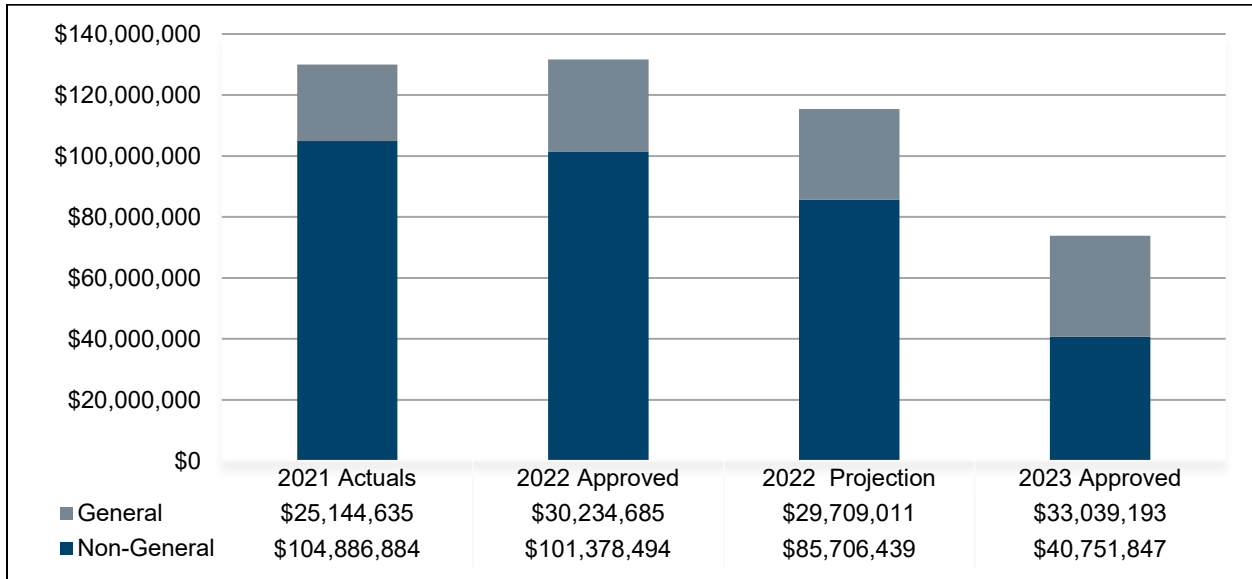
The \$1,980 increase from the 2022 Approved Budget to the 2023 Approved Budget is primarily attributed to:

- An increase in receipts for daily parking fees.

**2023 Approved Budget  
Revenues by Category**



**Budget Summary – Expenditures**



**Significant items in the 2023 Approved Budget**

Object Code	Budgeted Amount	% of Budget
PERSONAL SERVICES & FRINGE	\$13,912,615	18.9%
BLDG REMODELING/REHABILITATION	\$26,567,804	36.0%
BUILDING CONSTRUCTION	\$11,256,546	15.3%
BUILDING MAINTENANCE & REPAIR	\$4,649,947	6.3%
ELECTRICITY	\$4,636,497	6.3%
MAINTENANCE & REPAIR AGREEMNT	\$2,402,515	3.3%
OTHER SERVICES & CHARGES	\$1,925,392	2.6%
PROFESSIONAL SERVICES-OTHER	\$1,377,000	1.9%
WATER & SEWER	\$977,387	1.3%
EQUIPMENT MAINTENANCE & REPAIR	\$826,703	1.1%
<i>Other</i>	\$5,258,634	7.1%
<b>Total</b>	<b>\$73,791,040</b>	<b>100.0%</b>

**Comparison: 2022 Approved to 2022 Projection**

	<b>2022 Approved</b>	<b>2022 Projection</b>	<b>Variance</b>	
			<b>\$</b>	<b>%</b>
General Fund	\$30,234,685	\$29,709,011	(\$525,674)	-1.7%
Non-General Fund	\$101,378,494	\$85,706,439	(\$15,672,055)	-15.5%
<b>Total</b>	<b>\$131,613,179</b>	<b>\$115,415,450</b>	<b>(\$16,197,729)</b>	<b>-12.3%</b>

The \$16,197,729 decrease from the 2022 Approved Budget to the 2022 Projection is primarily attributed to:

- General Fund - A decrease related to Personal Services and Fringe Benefits, offset by increasing related to Overlook Café expenditures.
- Non-General Fund - The timing of expenditures related the Public Safety Center Fund.

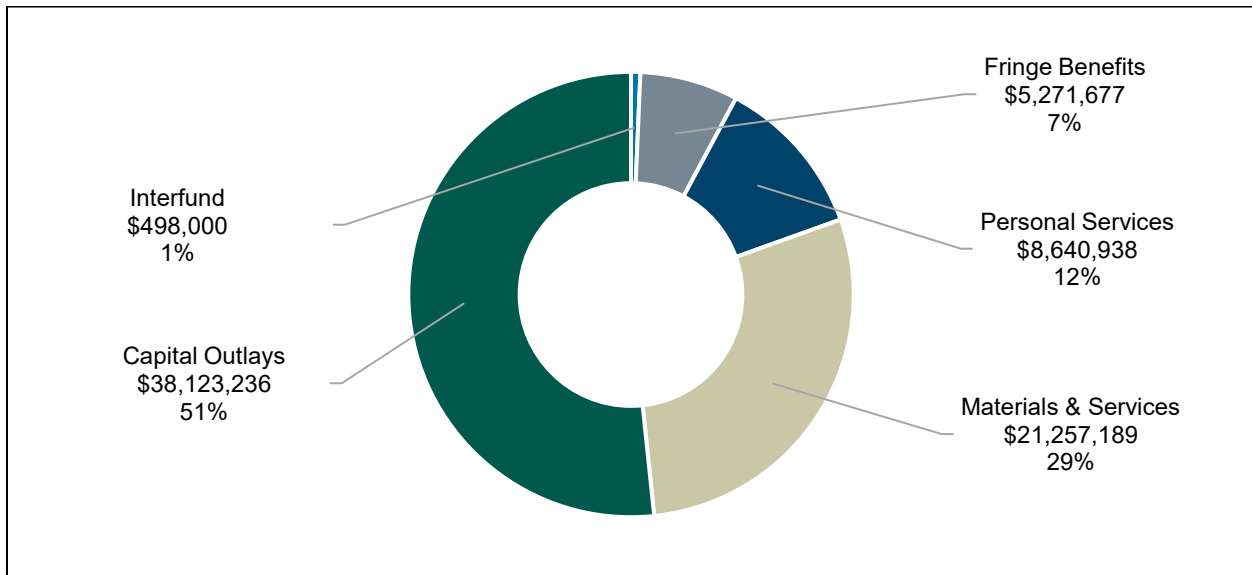
**Comparison: 2022 Approved to 2023 Approved**

	<b>2022 Approved</b>	<b>2023 Approved</b>	<b>Variance</b>	
			<b>\$</b>	<b>%</b>
General Fund	\$30,234,685	\$33,039,193	\$2,804,508	9.3%
Non-General Fund	\$101,378,494	\$40,751,847	(\$60,626,647)	-59.8%
<b>Total</b>	<b>\$131,613,179</b>	<b>\$73,791,040</b>	<b>(\$57,822,139)</b>	<b>-43.9%</b>

The \$57,822,139 decrease from the 2022 Approved Budget to the 2023 Approved Budget is primarily attributed to:

- The completion of projects in the Public Safety Center Fund and Facilities Renovation Bond Fund, offset by an increase within the General Fund due to Overlook Cafe as well as the timing of building maintenance, repair agreement expenditures and personal services.

**2023 Approved Budget  
Expenditures by Category**



**Budget Summary – FTEs**

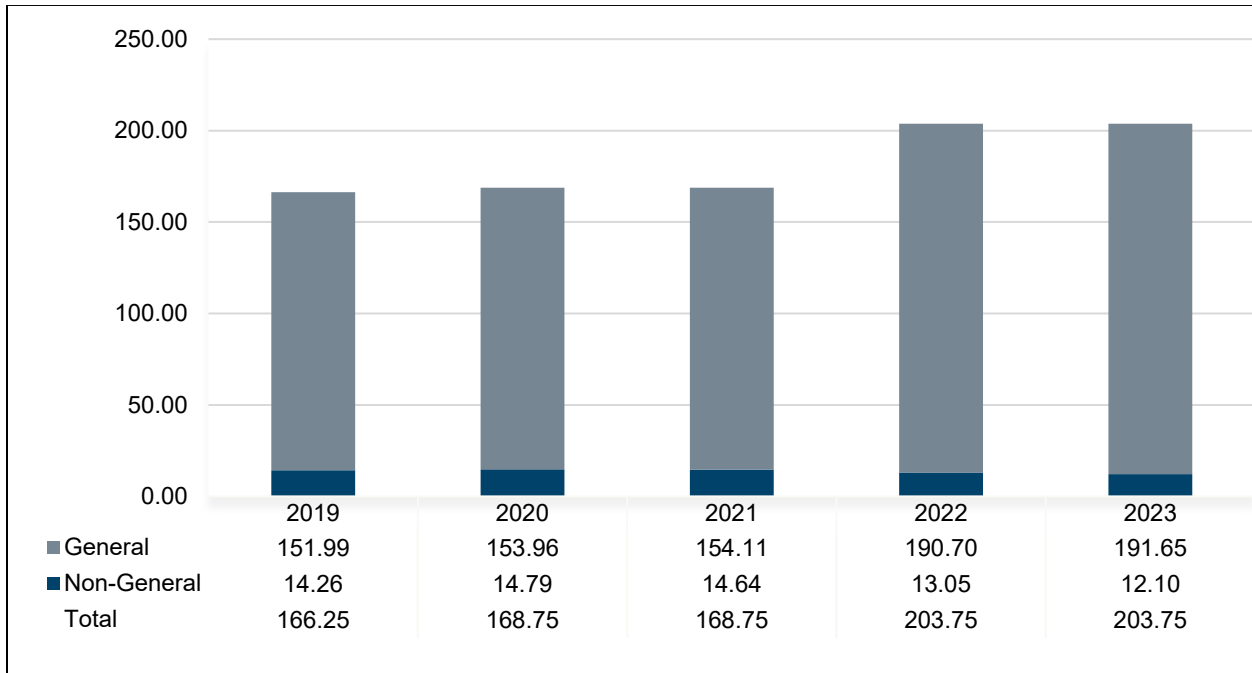
	2022 Budget	2023 Approved	Approved Budget as % of Total FTEs
General Fund	190.70	191.65	94.1%
Non-General Fund	13.05	12.10	5.9%
<b>Total Agency FTEs</b>	<b>203.75</b>	<b>203.75</b>	<b>100.0%</b>

There is no change in Total FTEs from the 2022 Budget to the 2023 Approved Budget.

**New Positions**

Position Title	# of Positions	Annual Salary	Source
<i>None</i>	<i>n/a</i>	<i>n/a</i>	<i>n/a</i>

**Budgeted FTE History**



**Vacancy Credit**

The vacancy credit process is designed to more accurately reflect the true expenditures for Personal Services and Fringe Benefits within the agency budget request. The calculations for the budget process begin with funding all approved positions for the entire year. Vacancy credits take into account that not all approved positions will be filled for the entire year. The methodology historically used by OMB to estimate an agency’s vacancy credit utilizes a four-year history of unused personnel budgets to estimate an appropriate vacancy credit. However, vacancy credits may vary from the four-year average due to staffing trends or the number of positions supported within a fund.

**Salaries & Wages**

	<b>2022 Budget</b>	<b>Four-year Average</b>	<b>2023 Recommended</b>	<b>% Point Change to:</b>	
				<b>PY Budget</b>	<b>Average</b>
General Fund	12.0%	16.1%	13.0%	1.0%	-3.1%
Parking Facilities Fund	2.0%	8.6%	3.0%	1.0%	-5.6%

The vacancy credit within Salaries & Wages for 2023 is in line with the 2022 Budget within the General Fund.

Due to the number of FTEs, the vacancy credit is only 3.0% in Salaries & Wages within the Parking Facilities Fund.

**Fringe Benefits**

	<b>2022 Budget</b>	<b>Four-year Average</b>	<b>2023 Recommended</b>	<b>% Point Change to:</b>	
				<b>PY Budget</b>	<b>Average</b>
General Fund	13.0%	19.7%	13.0%	0.0%	-6.7%
Parking Facilities Fund	2.0%	17.2%	3.0%	1.0%	-14.2%

The vacancy credit within Fringe Benefits for 2023 is in line with the 2022 Budget within the General Fund.

Due to the number of FTEs, the vacancy credit is only 3.0% in Fringe Benefits within the Parking Facilities Fund.

**Request for Results**

A Request for Results is a request for additional appropriations to support a new initiative or expand existing services. A Request for Results contains a detailed description of the new initiative, justification for why the increase in appropriations is necessary, and the expected outcomes. In addition to the amount of additional appropriations, a Request for Results should identify any new revenue or savings expected to be achieved from the new initiative. The Office of Management & Budget reviews each Request for Results to determine if adequate justification is provided and sufficient resources are available. The County Administrator makes a recommendation based on this review, with the Board of Commissioners making the final decision on whether the item is included in the budget.

Capital Improvement Plan			
	Fund Type	Amount Requested	Amount Approved
<b>Recommended</b>	Non-General Fund	\$20,000,000	\$20,000,000
	<b>Request Description:</b> This request is for planning, design, engineering, maintenance, and/or construction activities associated with the demolition of the 370 S. Front St. Corrections Center; a new downtown Child Care Center to serve County staff and short-term visitors; preservation and protection of County facilities and critical infrastructure; and/or implementation of various Franklin County Facilities Master Plan – Phase 3 recommendations.		
	<b>Justification:</b> OMB recommends this request, which will support the preservation and investment in the County’s facilities.		



**General Amenities**

**Program Purpose**

The purpose of the General Amenities Program is to provide supplemental building services and amenities to building residents and visitors so that they can work and conduct business in a comfortable and user-friendly environment.

**Primary Services**

- Assist the general public in navigating general amenities within Franklin County buildings via directional/informational signage or telephone operator
- Coordinate meeting and event space for county agencies to deliver quality service to their customers

**Program Budget Overview**

	<b>2022 Approved</b>	<b>2023 Approved</b>	<b>Variance</b>	
			<b>\$</b>	<b>%</b>
Personal Services	\$284,559	\$255,581	(\$28,978)	-10.2%
Fringe Benefits	\$190,276	\$180,170	(\$10,106)	-5.3%
Materials & Services	\$222,249	\$102,669	(\$119,580)	-53.8%
<b>Total Expenditures</b>	<b>\$697,084</b>	<b>\$538,420</b>	<b>(\$158,664)</b>	<b>-22.8%</b>

**Funding Source**

- General Fund

**Core Principle and Linkage**

**Provide Efficient, Responsive & Fiscally Sustainable Government Operations**

The General Amenities Program promotes efficient, responsive, and fiscally sustainable government operations by providing efficient and quality centralized services to County agencies and departments so that County staff and visitors can use supplemental building services and amenities to work and conduct business.

**Parking Facilities**

**Program Purpose**

The purpose of the Parking Facilities Program is to provide affordable self-supporting parking opportunities for County employees and visitors.

**Primary Services**

- Provide quality customer service to the public and county employees through efficient and cost-effective centralized parking services while working or conducting business at county facilities.

**Program Budget Overview**

	<b>2022 Approved</b>	<b>2023 Approved</b>	<b>Variance</b>	
			<b>\$</b>	<b>%</b>
Personal Services	\$550,284	\$520,575	(\$29,709)	-5.4%
Fringe Benefits	\$348,890	\$294,703	(\$54,187)	-15.5%
Materials & Services	\$1,432,884	\$1,614,219	\$181,335	12.7%
Interfund	\$498,000	\$498,000	\$0	0.0%
<b>Total Expenditures</b>	<b>\$2,830,058</b>	<b>\$2,927,497</b>	<b>\$97,439</b>	<b>3.4%</b>

**Funding Source**

- Parking Facilities Fund

**Core Principle and Linkage**

**Provide Efficient, Responsive & Fiscally Sustainable Government Operations**

The Parking Program promotes efficient, responsive, and fiscally sustainable governmental operations by providing quality customer service to the public through efficient and cost-effective internal services including centralized parking services in close proximity to County facilities. This program also ensures housing County vehicles near to County facilities

**Building Maintenance**

**Program Purpose**

The purpose of the Building Maintenance Program is to provide maintenance response services to our building residents in County facilities.

**Primary Services**

- Provide well maintained facilities for Visitors and County Employees to conduct business
- Provide adequate safety training and maintenance to ensure county facilities are safe

**Program Budget Overview**

	<b>2022 Approved</b>	<b>2023 Approved</b>	<b>Variance</b>	
			<b>\$</b>	<b>%</b>
Personal Services	\$6,187,612	\$6,808,745	\$621,133	10.0%
Fringe Benefits	\$3,974,165	\$4,259,279	\$285,114	7.2%
Materials & Services	\$15,447,911	\$17,785,089	\$2,337,178	15.1%
Capital Outlays	\$326,839	\$298,886	(\$27,953)	-8.6%
<b>Total Expenditures</b>	<b>\$25,936,527</b>	<b>\$29,151,999</b>	<b>\$3,215,472</b>	<b>12.4%</b>

**Funding Source**

- General Fund

**Core Principle and Linkage**

**Provide Efficient, Responsive & Fiscally Sustainable Government Operations**

The Building Maintenance Program promotes efficient, responsive, and fiscally sustainable government operations by providing efficient and quality centralized services to County agencies and departments. This allows other governmental entities so that building residents and visitors can work and conduct business in well maintained facilities with established safety practices during facility drills and emergency events.

**Construction**

**Program Purpose**

The purpose of the Construction Program is to provide construction services to County agencies so that they can serve the public in cost-efficient and user-friendly facilities.

**Primary Services**

- Perform construction, renovation, and facility preservation activities for county buildings to ensure functional, safe workspaces for employees and visitors to conduct business.
- Complete construction projects on time and on budget, and in a manner consistent with the County’s quality contracting standards and sustainable principles.

**Program Budget Overview**

	2022	2023	Variance	
	Approved	Approved	\$	%
Personal Services	\$797,001	\$846,665	\$49,664	6.2%
Fringe Benefits	\$361,729	\$399,320	\$37,591	10.4%
Materials & Services	\$2,099,752	\$1,711,212	(\$388,540)	-18.5%
Capital Outlays	\$98,523,582	\$37,824,350	(\$60,699,232)	-61.6%
Interfund	\$24,854	\$0	(\$24,854)	-100.0%
<b>Total Expenditures</b>	<b>\$101,806,918</b>	<b>\$40,781,547</b>	<b>(\$61,025,371)</b>	<b>-59.9%</b>

**Funding Source**

- General Fund
- Public Safety Center Fund
- Permanent Improvement Fund
- Facility Renovation Bond Fund

**Core Principle and Linkage**

**Provide Efficient, Responsive & Fiscally Sustainable Government Operations**

The Construction Program provides long range planning and efficient and quality centralized services to County agencies, departments and other governmental entities through construction and renovation and administrative services, so that building staff and visitors can conduct business in facilities that have been constructed, renovated and sustained through appropriate capital planning and efficient use of County resources.

**Sustainability Services**

**Program Purpose**

The purpose of the Sustainability Services Program is to promote and provide cost-effective, green and sustainable educational programs; facility improvements; and operations to building residents and the public so that they can work and conduct business in an eco-friendly environment.

**Primary Services**

- Promote responsible and sustainable stewardship of natural resources to recycle and reduce energy consumption and provide eco-friendly environment for public and employees to conduct business
- Collaborate with County agencies and community partners on green initiatives to reduce the environmental footprint

**Program Budget Overview**

	<b>2022 Approved</b>	<b>2023 Approved</b>	<b>Variance</b>	
			<b>\$</b>	<b>%</b>
Personal Services	\$207,642	\$209,372	\$1,730	0.8%
Fringe Benefits	\$107,200	\$138,205	\$31,005	28.9%
Materials & Services	\$27,750	\$44,000	\$16,250	58.6%
<b>Total Expenditures</b>	<b>\$342,592</b>	<b>\$391,577</b>	<b>\$48,985</b>	<b>14.3%</b>

**Funding Source**

- General Fund

**Core Principle and Linkage**

**Provide Efficient, Responsive & Fiscally Sustainable Government Operations**

The Sustainability Services Program promotes good stewardship of natural resources, environmental sustainability and civic engagement and promotes responsible and sustainable stewardship of natural resources by providing opportunities to recycle, reduce energy consumption, and learn more about the importance of making responsible environmental decisions, and ultimately reduce the environmental footprint.