

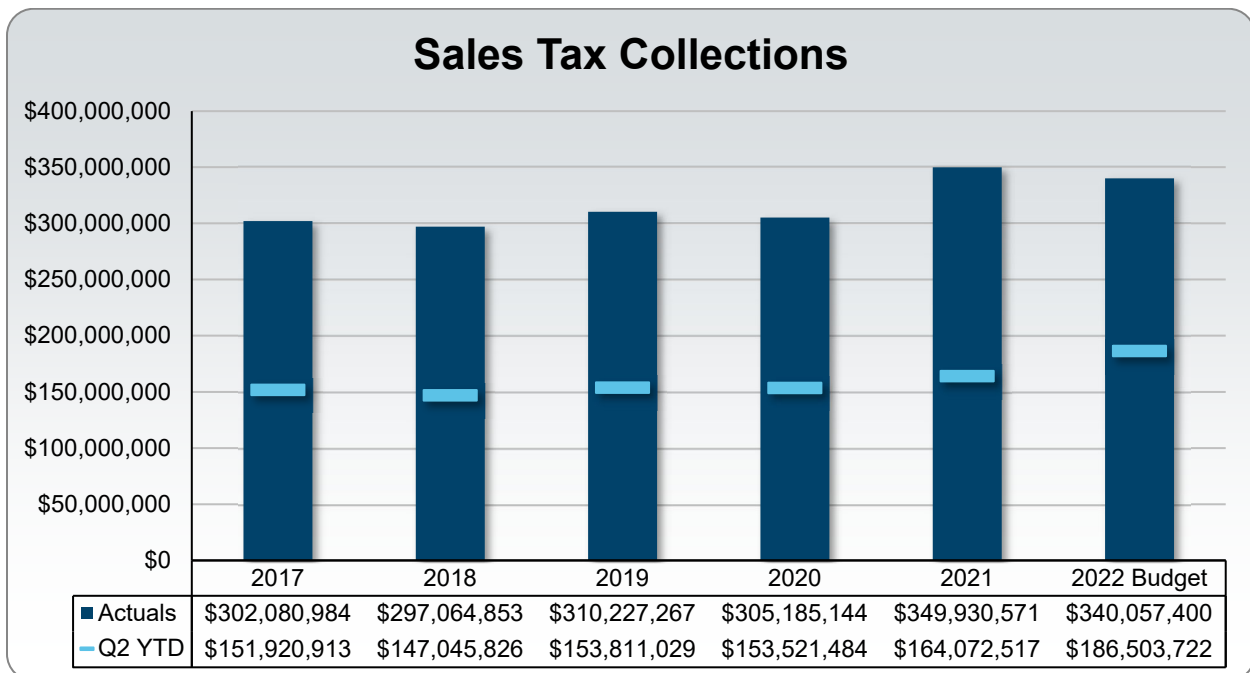
GENERAL FUND REVENUE ANALYSIS 2nd Quarter – 2022

Sales Tax

Franklin County receives the revenue from its sales tax three months after the actual sale occurs. For example, for a sale made in March, the vendor transmits all of the sales taxes collected to the state in April. The state then transmits to the County its share of the sales tax revenue in June. Therefore, the sales tax collections for the 2nd quarter of 2022 are based on the sales that occurred during the 1st quarter of 2022. The County portion of the sales tax is 1.25%.

The sales tax data in this analysis is reported net of the 1% administrative fee charged by the State for the collection of the County sales tax. While the County does not receive this revenue, the Auditor of State requires the County to record the revenue and the expenditure associated with the sales tax administrative fee. Neither the revenue nor appropriations associated with the sales tax administrative fee are included in the 2022 budget. The revenue adjustment and the necessary appropriations to record this expenditure will be made at the end of the year.

The chart below provides the annual sales tax collections, as well as collections through the end of the 2nd quarter for each year since 2017.



Through the end of the 2nd quarter of 2022, Franklin County collected \$186.5 million in sales tax, which is \$7.7 million or 4.3% above the 2022 estimate. The 2022 estimate was calculated based on the historic average of collections prior to the pandemic, weighted during the first half of the year to a shift in consumption from services to taxable goods, as well as support from the advance payments of the child tax credit during 2021. The table below provides the comparison of the sales tax estimates with the actual sales tax collections for the 2nd quarter.

Franklin County Sales Tax collections versus estimates for 2022				
Month	2022 Estimate	2022 Actual	Monthly Variance	Percentage Variance
April	\$26,745,135	\$28,201,377	\$1,456,242	5.4%
May	\$24,366,053	\$27,495,461	\$3,129,408	12.8%
June	\$29,009,341	\$33,452,642	\$4,443,301	15.3%
2 nd Quarter	\$80,120,529	\$89,149,481	\$9,028,952	11.3%
YTD Total	\$178,801,832	\$186,503,722	\$7,701,890	4.3%

When collections are compared with the first half of 2021, there is an increase of \$22,431,206 or 13.7%. OMB will continue to monitor sales tax revenues to determine if an adjustment is required later in the year.

Managed Care Tax

The state biennial budget for fiscal years 2010-2011 (Am. Sub. House Bill 1 of the 128th General Assembly) subjected health care services purchased from Medicaid managed care organizations (MCOs) to the sales tax beginning October 1, 2009. The Centers for Medicare and Medicaid Services advised states in July 2014 that taxing a subset of health care providers at the same rate as the statewide sales tax is not permissible and that a new method be implemented by July 1, 2017.

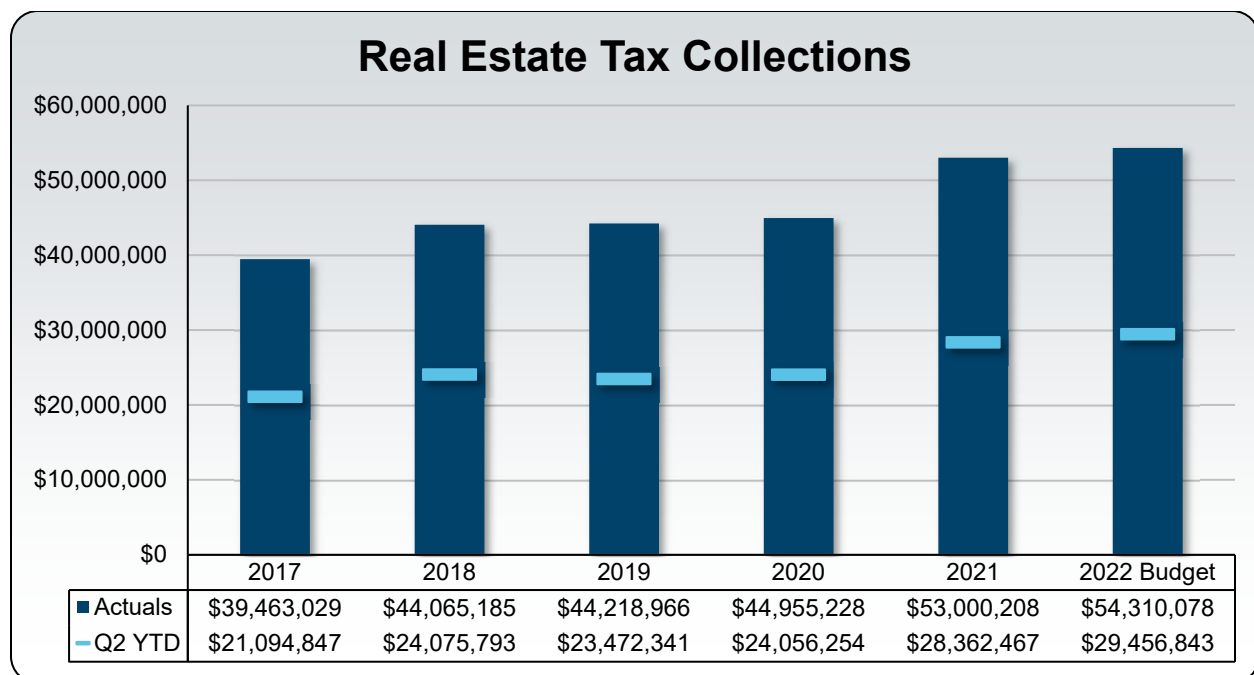
The state biennial budget for fiscal years 2018-2019 (Am. Sub. House Bill 49 of the 132nd General Assembly) fully replaced lost revenue to the state through a new proposed franchise fee on MCOs; however, it only provided counties and transit authorities a one-time allocation of \$207 million. These allocations are required to be deposited into a Medicaid Sales Tax Transition Fund. The share of the one-time allocation for Franklin County was \$14.1 million, with the first half distributed in November 2017 and the remainder in January 2018.

Prior to the end of 2017, the Ohio General Assembly provided an additional \$50 million to counties and transit authorities (Sub. House Bill 69). Franklin County received an additional \$5.3 million in January 2018 from this additional allocation. Sub. House Bill 69 also authorized a further \$30 million to be distributed to counties and transit authorities in August 2018 from surplus revenue at the end of state fiscal year 2018. Franklin County received \$3.2 million from the allocation of the surplus revenue.

Real Estate Tax

For Franklin County, first half real estate taxes were due January 31, 2022. Second half real estate taxes are scheduled to be due June 21, 2022 (and distributed in August). State Real Estate Tax reimbursements include a 10% rollback on residential homeowner properties, an additional 2.5% rollback on owner occupied properties, and a rollback of property taxes on the first \$25,000 value of homestead properties. The state reimbursement is generally received one month after the settlement of the applicable real estate tax collection. As a result, this revenue is received in the 2nd and 3rd quarters.

The chart below shows the increases in aggregate real estate and state reimbursement receipts since 2017. The amount collected during the first half of 2022 increased by \$1,094,376 or 3.9% when compared to prior year collections. The revised budget of \$54,310,078 is 2.5% or \$1,309,872 above the amount collected in 2022.

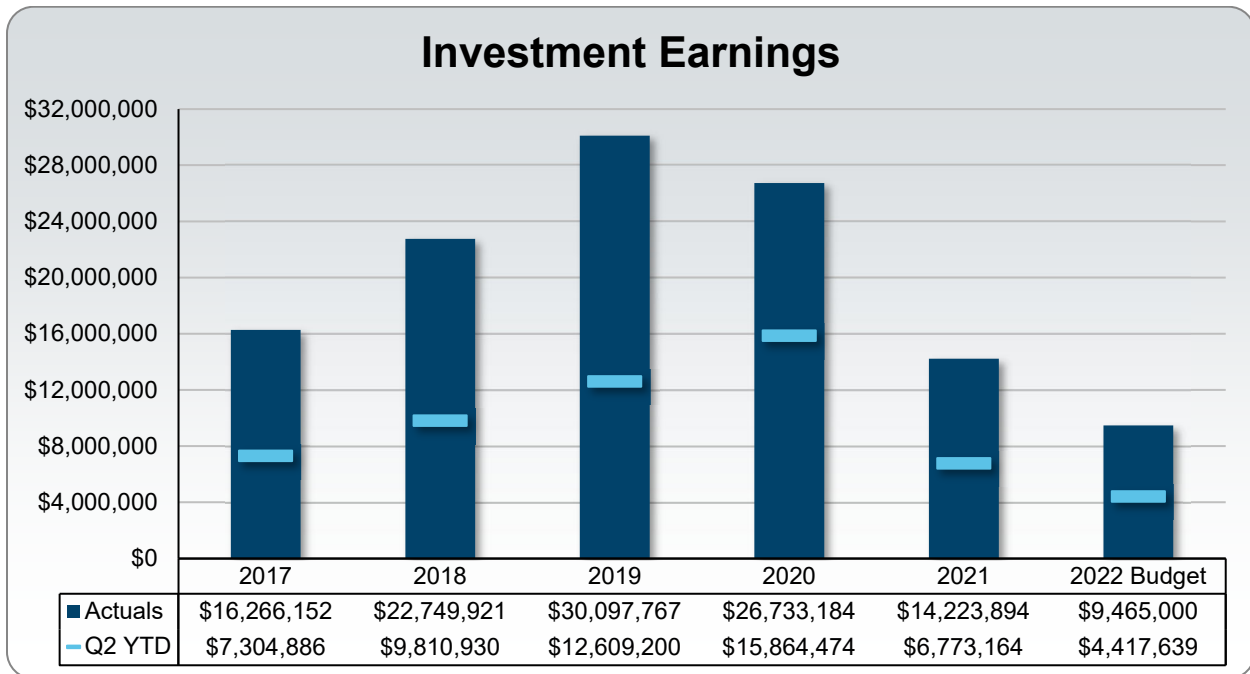


Receipts in 2018 increased primarily due to the sexennial reappraisal performed in 2017. Based on the triennial reappraisal, real estate tax collections increased by \$8.0 million or 17.9% due to the increase in real estate values in 2021.

Investment Earnings

Franklin County is responsible for tax billing, collection, and distributions of local tax money for the County, cities, schools, and other taxing entities within the County that levy ad valorem and/or special assessment taxes; and maintains an average yearly portfolio value of approximately one billion dollars. One third of the overall collection remains within the portfolio due to the real estate collection distributions to the various levy-supported County agencies. As of June 30, 2022, the County's investments included \$1,708.7 million in its core portfolio and \$1,178.0 million in the liquid portfolio.

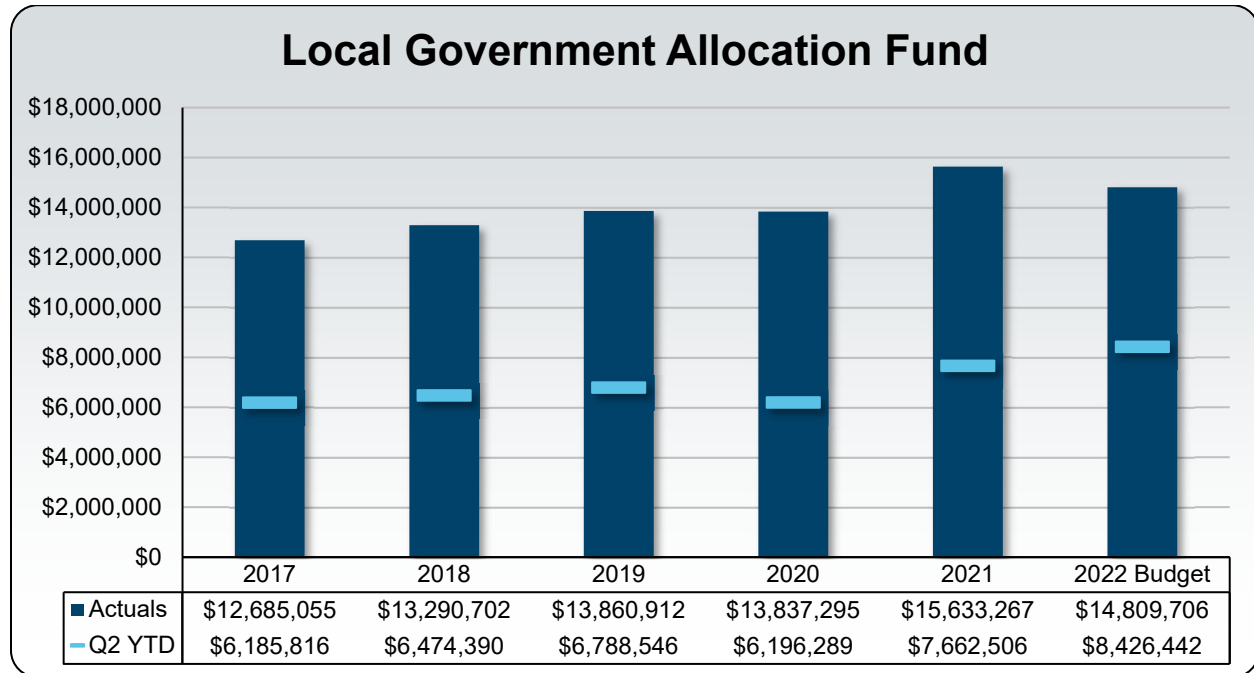
The 2022 revenue estimate for Investment Earnings is \$9,465,000. Through the end of the 2nd quarter, Franklin County collected \$4,417,639 in Investment Earnings, which is \$2,355,525 or 34.8% less than the prior year. The decrease is due to the previous reduction in interest rates by the Federal Reserve as well as a restructuring of the portfolio to take advantage of the new rate environment, which can be seen in the chart below.



Of the total amount collected in the 2nd quarter, \$4,414,017 or 99.9% was associated with the Treasurer's Office. The remaining \$3,558 was received by the Clerk of Courts' Office.

Local Government Fund Allocation

The Local Government Fund allocation from the State included in the 2022 budget for Franklin County is \$14,809,706 which is based on the official estimate certified by the Ohio Department of Taxation in compliance with division (A) of section 5747.51 of the Revised Code. Through the end of the 2nd quarter, \$8,426,442 or approximately 56.9% of the budgeted amount was collected. This amount is \$763,936 or 10.0% greater than the amount collected in the prior year.

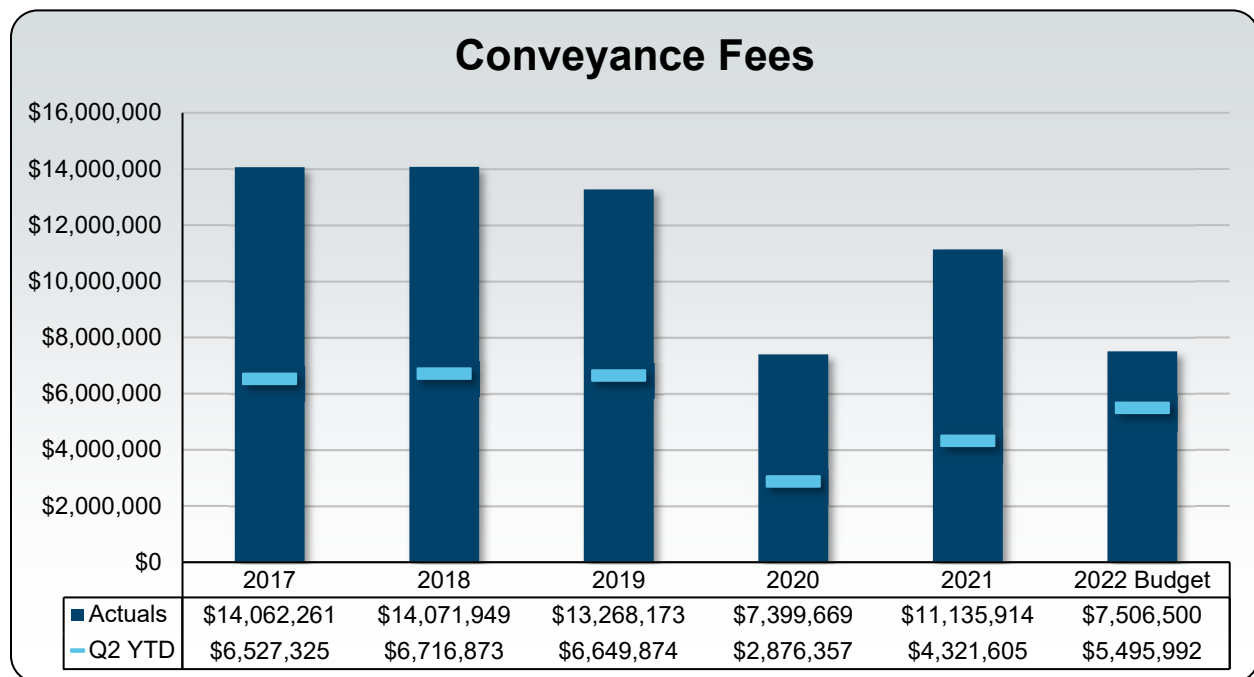


The Local Government Fund was established by the Ohio General Assembly in 1934 to provide funds for counties, municipalities, townships, and park districts in order to support current operating expenses. Beginning with the state biennial budget for fiscal years 2012-2013 (Am. Sub. House Bill 153 of the 129th General Assembly), support from the Local Government Fund was essentially cut in half, with allocations reduced by approximately 25% from the previous year's allocation beginning in August 2011, with an additional 25% reduction (for a total reduction of 50%) starting in July 2012.

Conveyance Fees

Conveyance fees are based on property sales, of which Franklin County collects \$3 per \$1,000 of the sale amount. This includes the \$1 fee mandated by state law plus a \$2 permissive fee levied by the County. Beginning in October 2019 with the increase of the permissive fee from \$1 to \$2, the revenue from the permissive fee was deposited into the Affordable & Emergency Housing Fund rather than the General Fund.

State law allows counties to levy a permissive fee of up to \$3, resulting in a maximum conveyance fee of \$4 per \$1,000 of the sale amount. Compared to the other metro counties, Cuyahoga, Lucas, and Summit counties collect at the rate of \$4 per \$1,000 of the sale amount, while Hamilton and Montgomery Counties collect \$3.

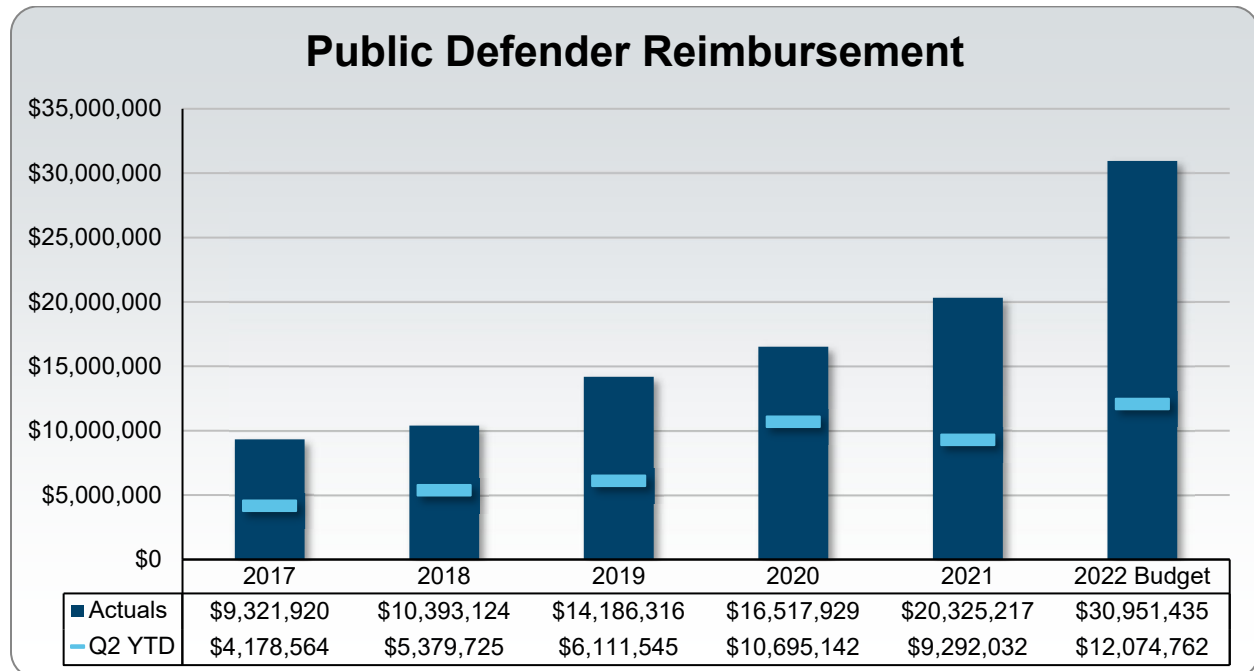


As a result of the deposit of the permissive fee to the Affordable & Emergency Housing Fund, the total amount of conveyance fees deposited in the General Fund beginning in 2020 are lower than the prior years.

Revenue through the end of the 2nd quarter of 2022 reflects an increase of 27.2% or \$1,174,387 from the amount collected during the 2nd quarter of 2021 due to increases in the number and values of homes sold.

Public Defender Reimbursement

The revenue estimate for State Public Defender reimbursement in the 2022 budget was \$30,951,435. The collections through the end of the 2nd quarter are \$12,074,762 or 39.0% of the budgeted amount. The variance in revenue from the prior year is primarily due the State Public Defender’s Office reimbursing indigent defense expenditures at an average rate of 78.6% through the first half of 2021 compared to 100% in 2022.



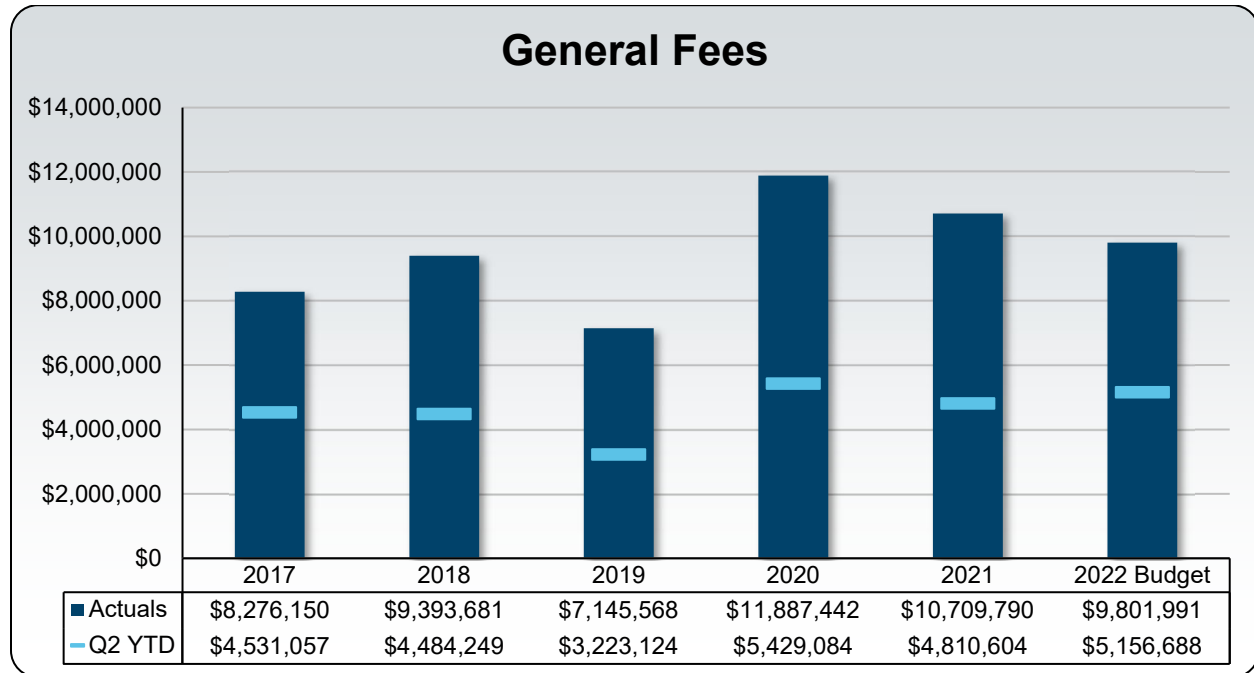
The State Public Defender’s Office notified counties during the 2nd quarter of 2018 that the reimbursement rate for county indigent defense expenditures for state fiscal year 2019 would be reduced to 42% for all cases, including capital cases. The state biennial budget for fiscal years 2020-2021 (House Bill 166) included a provision to increase the reimbursement rate for county indigent defense expenditures up to 75% in state fiscal year 2020 and 100% in state fiscal year 2021, though the actual reimbursement was reduced due to the impact from the COVID-19 pandemic.

The State Public Defender’s Office notified counties during the 1st quarter of 2021 that the reimbursement rate for county indigent defense expenditures for the remainder of state fiscal year 2021 would be increased from 70% to 80%. The approved version of the state biennial budget for fiscal years 2022-2023 (House Bill 110) included a provision to increase the reimbursement rate for county indigent defense expenditures to approximately 100%. Based on historical fluctuations, County agencies and courts have agreed upon an anticipated increase in the reimbursement rate to 90% for 2022.

In addition to the higher reimbursement rate, the Board of Commissioners approved Resolution No 0887-21 to update the schedule of fees for the legal representation provided for indigent defendants to align with the rates and amounts with the fee schedule established by the State Public Defender’s Office for cases assigned on or after January 1, 2022.

General Fees

General Fees represent the fees for services provided by County agencies. This primarily includes the fees received by the Board of Elections (primarily in even numbered years) through the real estate tax settlement as reimbursement from political subdivisions for costs related to the prior year's elections, fees received by the Recorder's Office for the filing and recording of documents, and fees received by the Clerk of Courts' Office for the filing of court cases.



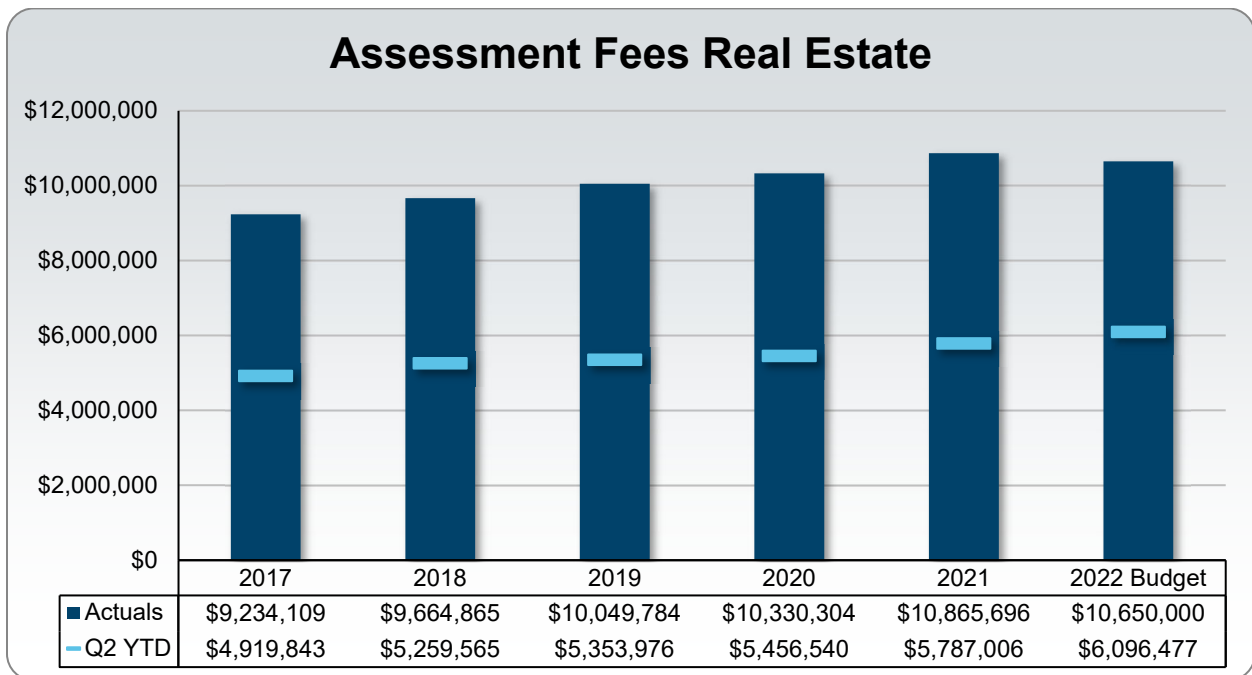
Of the amount collected in the 2nd quarter,

- \$2,838,723 or 55.0% is associated with the fees collected by the Recorder's Office. This amount is \$605,825 or 17.6% less than the amount received through the end of the 2nd quarter of 2021.
- \$1,134,407 or 22.0% is associated with the fees collected by the Board of Elections. This compares to the \$72,363 that was received through the end of the 2nd quarter of 2021.
- \$771,905 or 15.0% is associated with the fees collected by the Clerk of Courts' Office. This amount is \$91,061 or 10.6% less than the amount received through the end of the 2nd quarter of 2021.
- \$376,261 or 7.3% is associated with the fees collected by the Probate Courts' Office. This amount is \$14,440 or 3.7% less than the amount received through the end of the 2nd quarter of 2021.

Assessment Fees Real Estate

Franklin County collects a fee to reimburse the Auditor’s Office and Treasurer’s Office for the collection and distributions of local tax money. The reimbursement is based on the total amount of taxes collected and apportioned ratably among the County, cities, schools, and other taxing entities within the County. The fees received by the Auditor’s Office are based on a formula set by section 319.54 of the Revised Code, while the formula for the Treasurer’s Office is set by section 321.26 of the Revised Code.

Of the \$6,096,477 collected through the end of the 2nd quarter of 2022, \$2,764,899 or 45.4% is associated with the fees received by the Auditor’s Office and \$3,331,578 or 54.6% is associated with the fees received by the Treasurer’s Office.

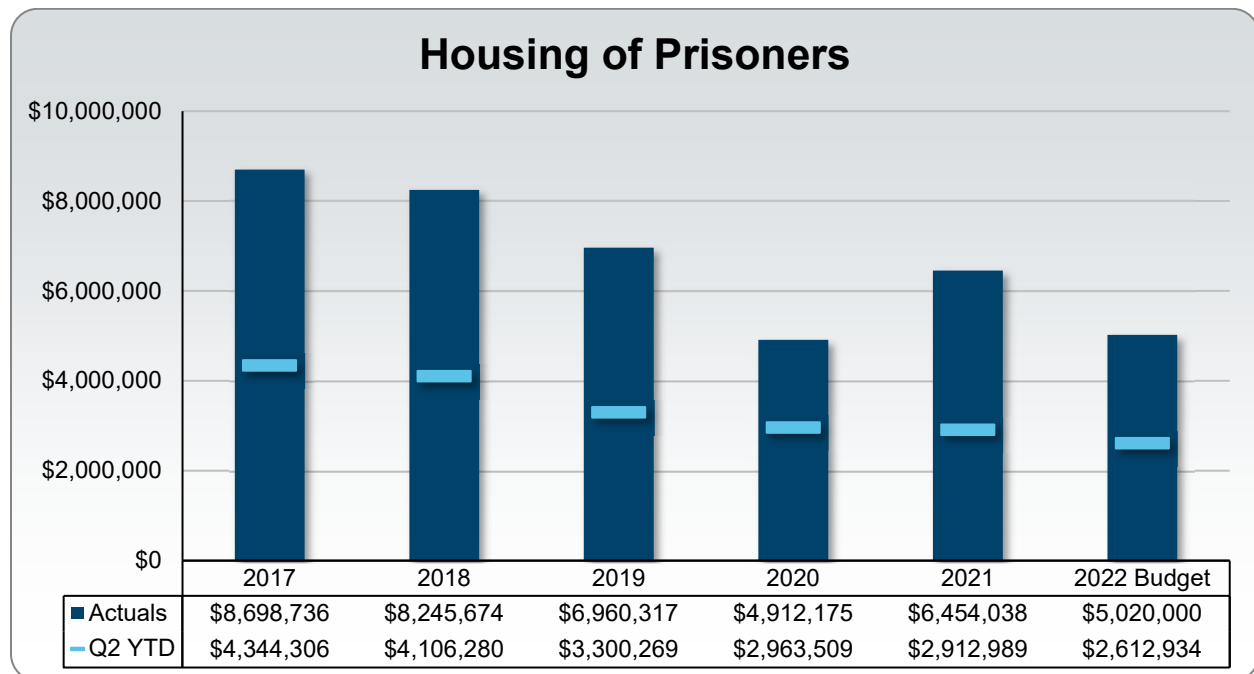


Housing of Prisoners

Municipalities within Franklin County, including the City of Columbus, pay a housing per-diem rate for inmates charged under their municipal ordinances. The per-diem rate was increased by Resolution No. 0634-20 on September 15, 2020 from \$88 to \$100, with the increase to be phased-in over a three-year period. As a result, the per diem rate for 2022 is \$96.

The Sheriff's Office also has a contract with the U.S. Marshal's Office to house a limited number of inmates on an as-needed basis. This contract has been renewed, increasing the rate from \$68 to \$100 per day effective December 1, 2020.

Overall revenue for the housing of prisoners has decreased 11.5% or \$300,055 over the same period in 2021, which is primarily due to the timing of payments from the City of Columbus.



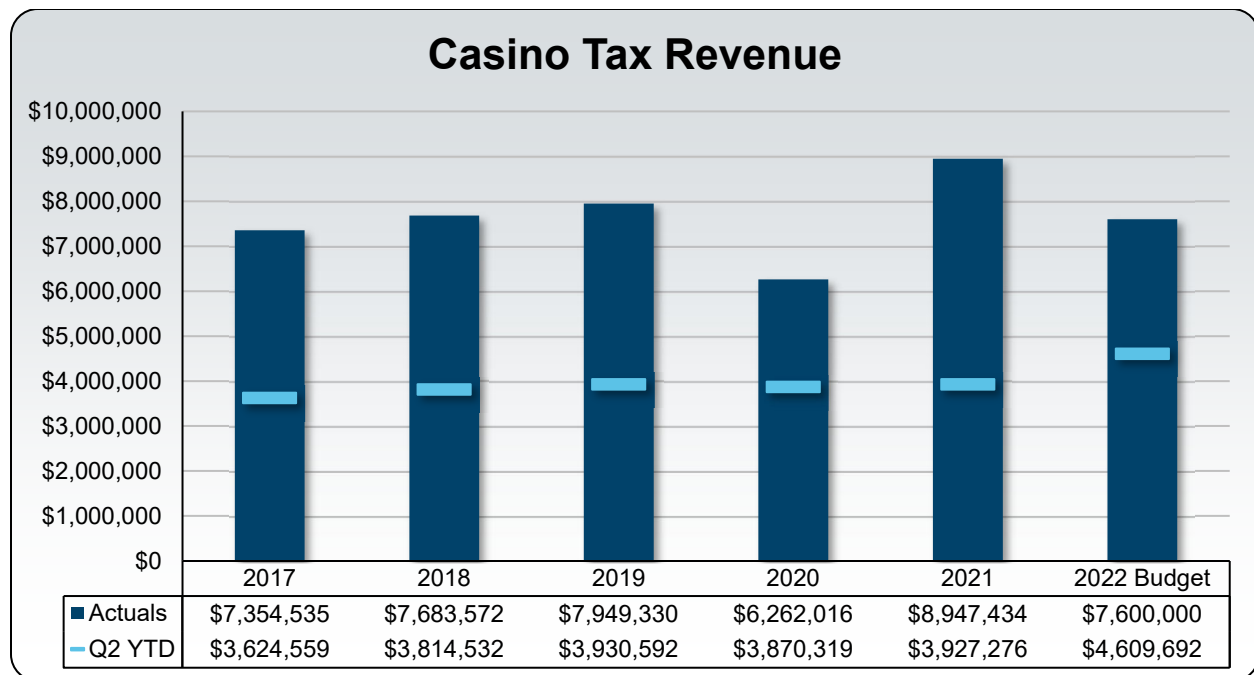
The 2022 budgeted revenue estimate for the housing of prisoners for the City of Columbus is \$2,000,000, with YTD collections at \$798,635 or 39.9% of budget.

The 2022 budgeted revenue estimate for the housing of prisoners for the U.S. Marshal's office was \$2,490,000, with YTD collections at \$1,547,779 or 62.2% of budget.

The 2022 budgeted revenue estimate for the housing of prisoners for local municipalities is \$530,000, with YTD collections at \$266,520 or 50.3% of budget.

Casino Tax Revenue

Casino taxes have been collected by the State of Ohio since the first of four casinos opened in May 2012. Fifty-one percent (51%) of the gross casino revenue is distributed quarterly to each of the 88 Ohio counties proportionally based on population size. In addition, if the largest city in a respective county has a population size greater than 80,000, the total quarterly casino tax distribution will be split evenly between the specific county and city. The chart below displays the annual casino tax revenue collected by Franklin County.



The revenue from 2020 was impacted by the closures of the casinos due to the COVID-19 pandemic, which primarily impacted the revenue received in the 3rd quarter.

The revenue from this source is estimated at \$7,600,000 in the 2022 budget. Casino tax revenue collected through the end of the 2nd quarter of 2022 is \$4,609,692 or 60.7% of the budgeted amount. The amount collected is \$682,416 or 17.4% greater than the amount in the prior year.