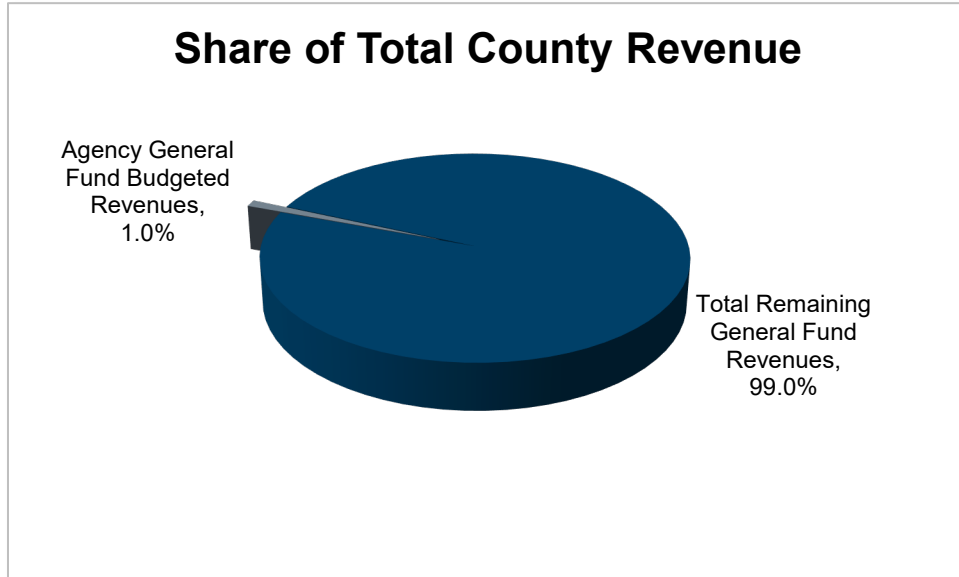
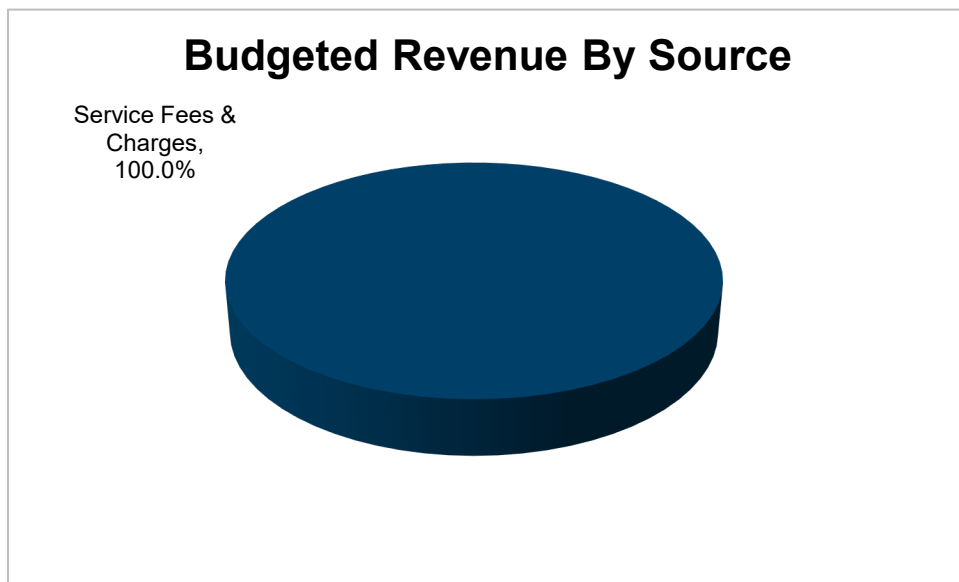


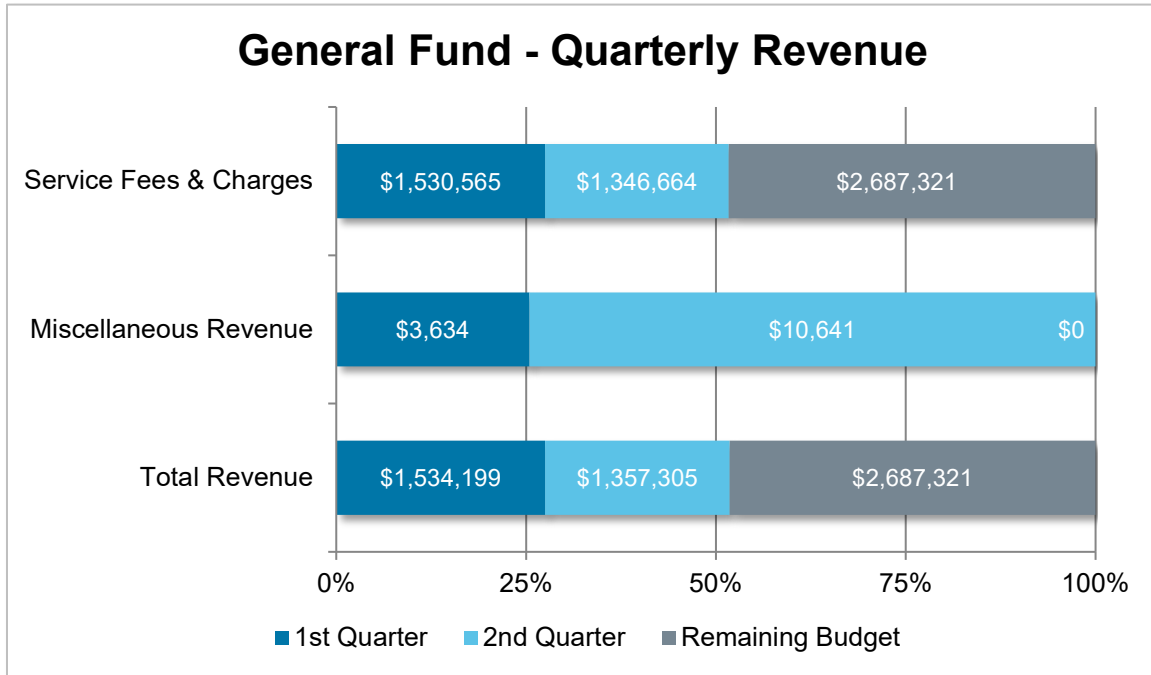
General Fund – Revenue Analysis



- The General Fund revenue for the Recorder's Office is estimated to be **\$5,564,550** for 2022, which is **1.0%** of the total budgeted revenue for the General Fund.



- The main sources of General Fund revenue for the Recorder's Office are fees based on the filings of mortgages and deeds.

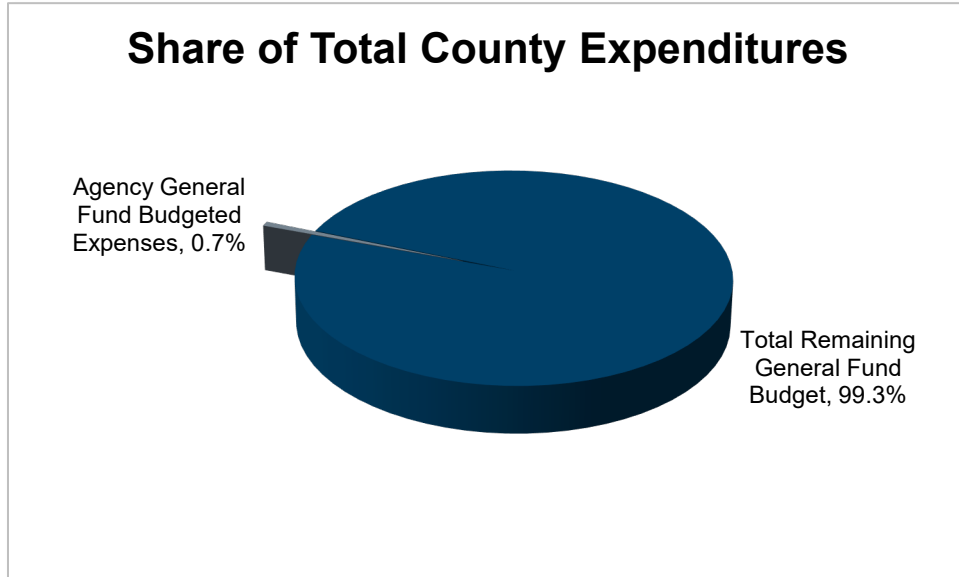


Actuals	1 st Quarter	2 nd Quarter	3 rd Quarter	4 th Quarter	YTD	Total*
Prior Year	\$1,734,868	\$1,750,855	\$1,872,781	\$1,794,022	\$3,485,723	\$7,152,526
Current Year	\$1,534,199	\$1,357,305			\$2,891,504	\$5,564,550

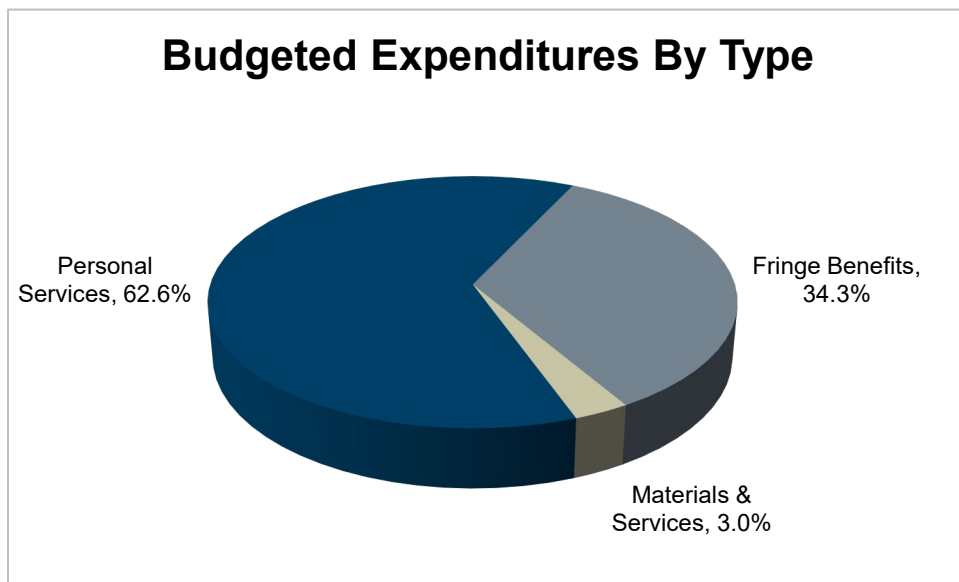
**Current year total represents revised budget.*

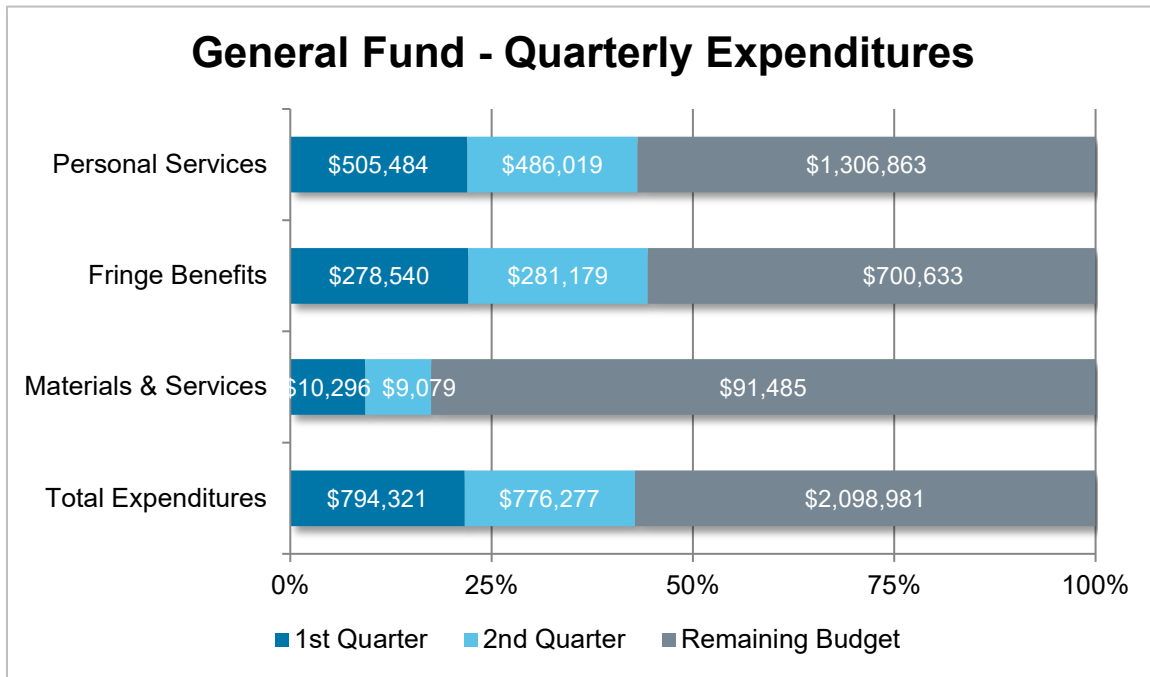
- Second quarter revenue of **\$1,357,305** represents **24.4%** of the budgeted amount for the year. YTD revenue of **\$2,891,504** represents **52.0%** of the budgeted amount for the year.
- General Fees collected through the end of the 2nd quarter were \$2,838,723, which is 51.6% of the amount budgeted for the year. This amount represents a decrease of \$605,825 or 17.6% below the amount that was collected through the end of the 2nd quarter of 2021 due to a decrease in the filings of refinanced mortgages associated with the increase in interest rates.
- Housing trust administration fees collected through the end of the 2nd quarter were \$36,540, which is 58.4% of the amount budgeted for the year. This amount represents a decrease of \$3,550 or 8.9% below the amount that was collected through the second quarter of 2021.

General Fund – Expenditure Analysis



- The General Fund expenditures for the Recorder's Office are estimated to be **\$3,669,578** for 2022, which is **0.7%** of the total budgeted expenditures for the General Fund.





Actuals	1 st Quarter	2 nd Quarter	3 rd Quarter	4 th Quarter	YTD	Total*
Prior Year	\$770,258	\$775,186	\$886,010	\$919,870	\$1,545,444	\$3,351,324
Current Year	\$794,320	\$776,277			\$1,570,597	\$3,669,578

**Current year total represents revised budget.*

- Second quarter expenditures of **\$776,277** represent **21.2%** of the budgeted amount for the year. YTD expenditures of **\$1,570,597** represent **42.8%** of the budgeted amount for the year.
- Personal Services expenditures through the end of the 2nd quarter were \$991,503 or 43.1% of the budgeted amount for the year. This is an increase of \$15,663 or 1.6% compared to the amount expended through the end of the 2nd Quarter of 2021.
- Fringe Benefit expenditures through the end of the 2nd quarter were \$559,719 or 44.4% of the budgeted amount for the year. This is an increase of \$6,134 or 1.1% compared to the amount expended through the end of the 2nd Quarter of 2021.
- Materials & Services expenditures through the end of the 2nd quarter were \$19,375 or 17.5% of the budgeted amount for the year. This is an increase of \$3,358 or 21.0% compared to the amount expended through the end of the 2nd Quarter of 2021. The remaining budget within Materials & Services includes professional services and maintenance agreements, which are paid out later in the year.

General Fund – Personal Services Analysis

Quarter	Agency Budget	Actual Expenditures	% of Budget
1 st Quarter	\$530,392	\$505,484	95.3%
2 nd Quarter	\$530,392	\$486,019	91.6%
3 rd Quarter	\$618,791		
4 th Quarter	\$618,791		
Total	\$2,298,366	\$991,503	43.1%

- There were twelve pay periods through the end of the 2nd quarter, which would equate to 46.2% of the budgeted amount. The variance is due to higher than anticipated vacancies.

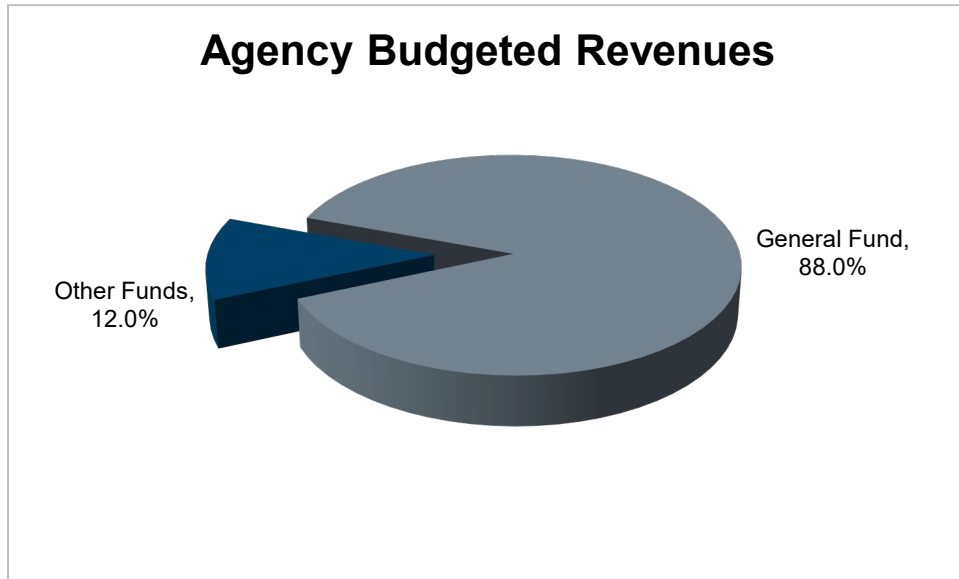
General Fund – Budget Corrective Items - Approved

Resolution No.	Amount	Type	Description
0017-22	\$109,709	Transfer from Reserves	Non-Bargaining Increase

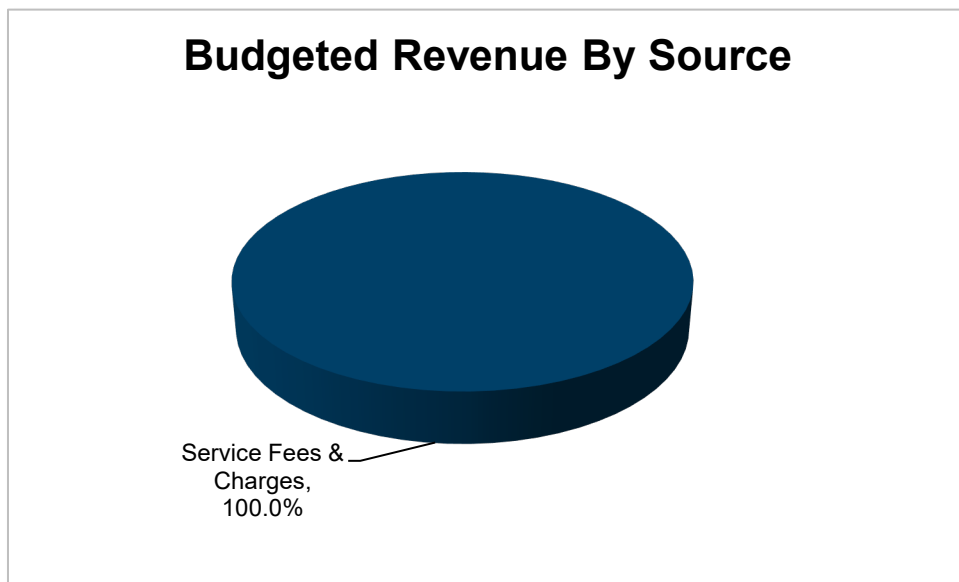
General Fund – Budget Corrective Items - Pending

- There are no requests currently pending that may impact the budget.

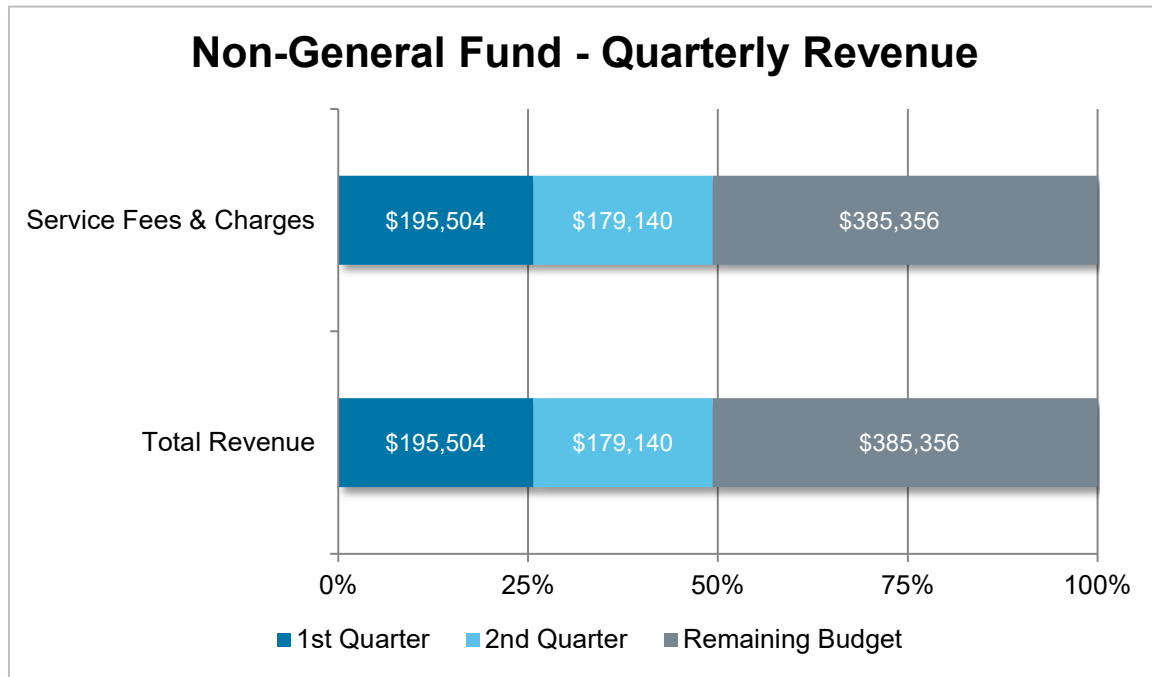
Non-General Fund – Revenue Analysis



- The non-general fund revenue for the Recorder's Office is estimated to be **\$760,000** for 2022, which is **12.0%** of the total budgeted revenue for the Recorder's Office.



- The main source of non-general fund revenue for the Recorder's Office is a \$4.00 fee that is collected for every document filed and deposited into the Recorder's Technology Fund.

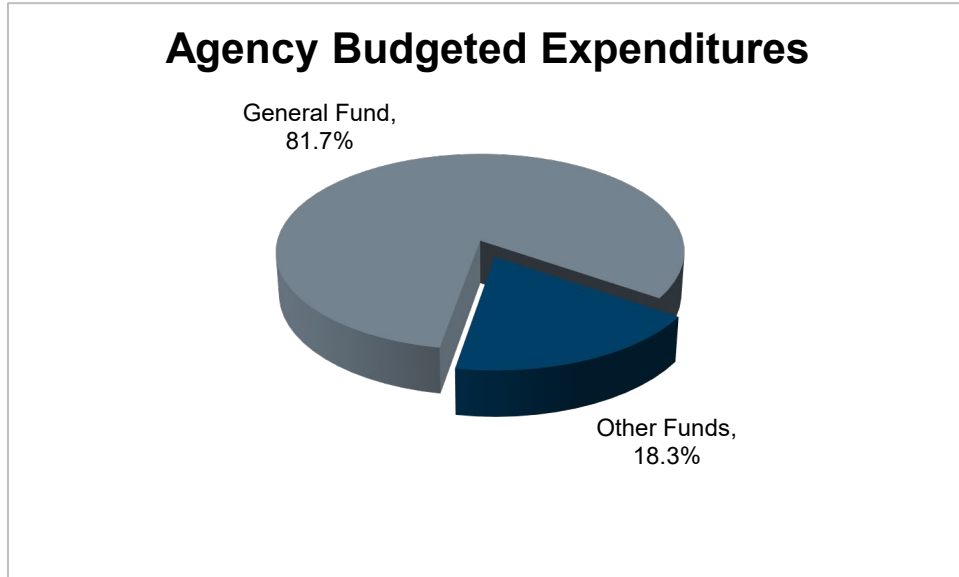


Actuals	1 st Quarter	2 nd Quarter	3 rd Quarter	4 th Quarter	YTD	Total*
Prior Year	\$218,988	\$222,872	\$237,658	\$224,634	\$441,860	\$904,152
Current Year	\$195,504	\$179,140			\$374,644	\$760,000

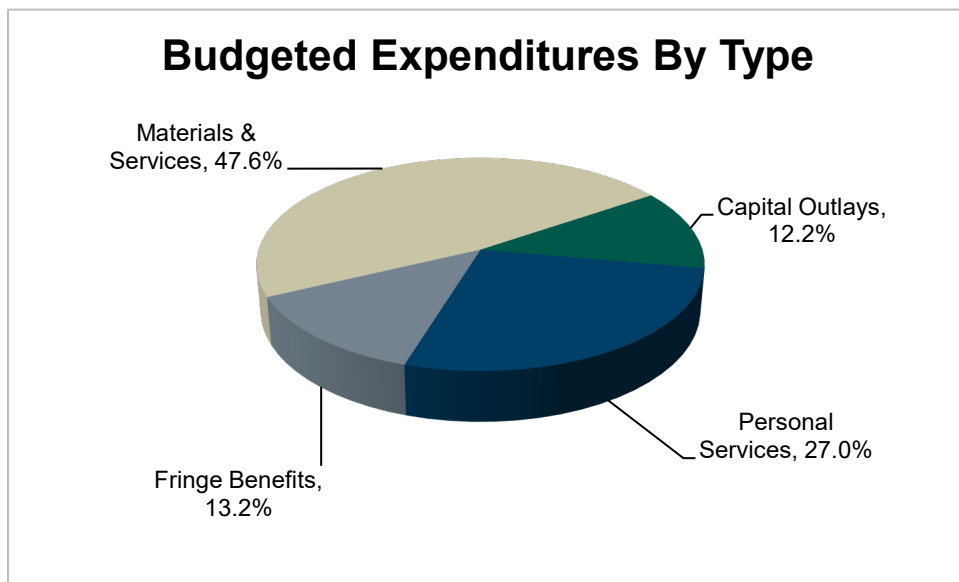
**Current year total represents revised budget.*

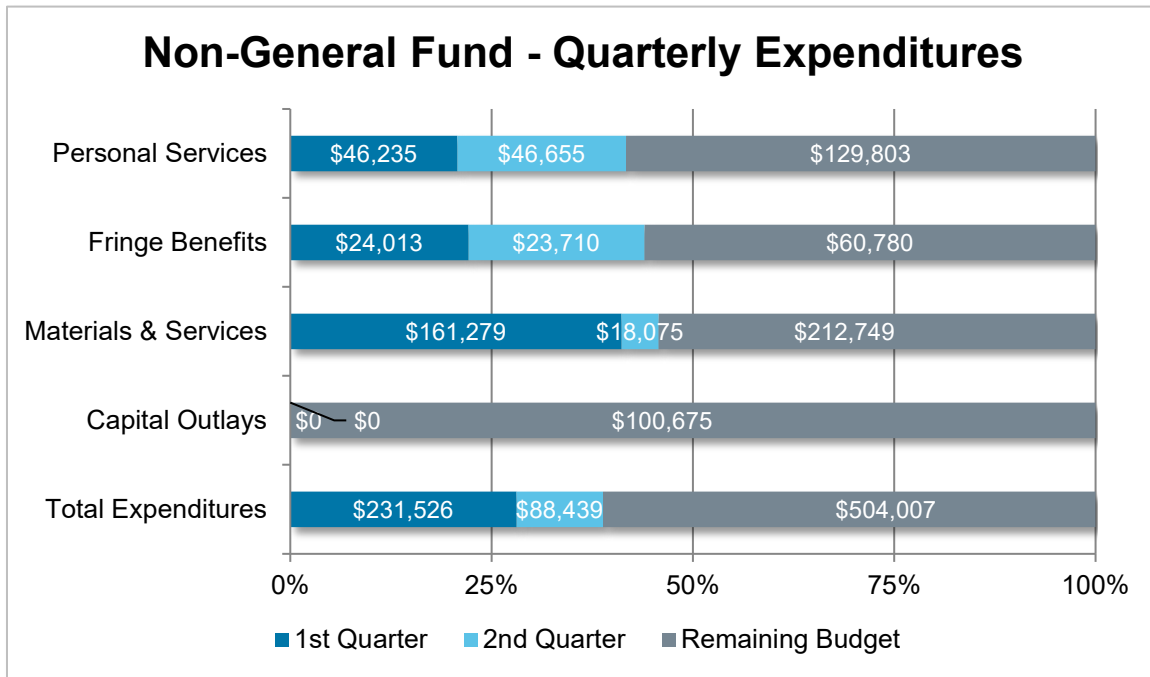
- Second quarter revenue of **\$179,140** represents **23.6%** of the budgeted amount for the year. YTD revenue of **\$374,644** represents **49.3%** of the budgeted amount for the year.
- General Fees collected through the end of the 2nd quarter were \$374,644, which is 49.3% of the amount budgeted for the year. This amount represents a decrease of \$67,216 or 15.2% below the amount that was collected through the end of the 2nd quarter of 2021 due to a decrease in the filings of refinanced mortgages associated with the increase in interest rates.

Non-General Fund – Expenditure Analysis



- The non-general fund expenditures for the Recorder's Office are estimated to be **\$823,973** for 2022, which is **18.3%** of the total budgeted expenditures for the Recorder's Office.





Actuals	1 st Quarter	2 nd Quarter	3 rd Quarter	4 th Quarter	YTD	Total*
Prior Year	\$169,653	\$134,717	\$131,549	\$110,218	\$304,370	\$546,137
Current Year	\$231,526	\$88,439			\$319,966	\$823,973

*Current year total represents revised budget.

- Second quarter expenditures of **\$88,439** represent **10.7%** of the budgeted amount for the year. YTD expenditures of **\$319,966** represent **38.8%** of the budgeted amount for the year.
- Personal Services expenditures through the end of the 2nd quarter were \$92,889 or 41.7% of the budgeted amount for the year. This is a decrease of \$5,190 or 5.3% compared to the amount expended though the end of the 2nd Quarter of 2021.
- Fringe Benefit expenditures through the end of the 2nd quarter were \$47,723 or 44.0% of the budgeted amount for the year. This is a decrease of \$3,300 or 6.5% compared to the amount expended though the end of the 2nd Quarter of 2021.
- Materials & Services expenditures through the end of the 2nd quarter were \$179,354 or 45.7% of the budget amount for the year. This is an increase of \$24,085 or 15.5% compared to the amount expended though the end of the 2nd Quarter of 2021.
- There were no expenditures within Capital Outlays through the end of the 2nd quarter. The budget is associated with the replacement of a dual capacity archive writer, which is expected to be purchased later in the year.

Non-General Fund – Personal Services Analysis

Quarter	Agency Budget	Actual Expenditures	% of Budget
1 st Quarter	\$51,390	\$46,235	90.0%
2 nd Quarter	\$51,390	\$46,655	90.8%
3 rd Quarter	\$59,956		
4 th Quarter	\$59,956		
Total	\$222,692	\$92,889	41.7%

- There were twelve pay periods through the end of the 2nd quarter, which would equate to 46.2% of the budgeted amount. The variance is due to higher than anticipated vacancies.
-

Non-General Fund – Budget Corrective Items - Approved

Resolution No.	Amount	Type	Description
0017-22	\$12,261	Supplemental	Non-Bargaining Increase

Non-General Fund – Budget Corrective Items - Pending

- There are no requests currently pending that may impact the budget.