

Mission

The mission of the Sanitary Engineering Department is to provide safe and reliable water and sewer services to the residents of Franklin County in such a way that protects the environment and the health of Franklin County residents.

Strategic Focus

Primary Initiative: Water Distribution System Updates - Evaluate and implement plans necessary to upscale and/or replace portions of the water distribution systems.

Primary Issue: Age of current water/ sewer infrastructure - Most of the water and/or sewer assets are either close to or past operational life and need to be replaced/rehabilitated.- The Department continues to prioritize weakest areas and replace as necessary.

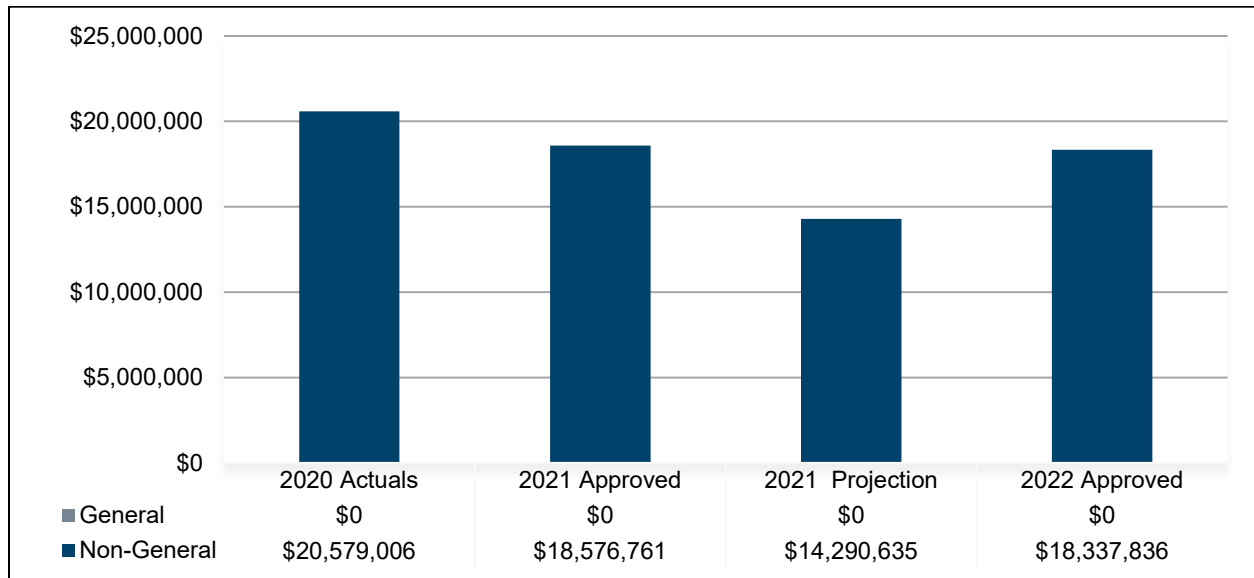
Performance Spotlight

Measure: Number of customers enrolled in the low-income water and sewer discount program

Program: Sewer Delivery

About this measure		Why it is important	
The Sanitary Engineering Department tracks the number of customers enrolled in the low-income water and sewer discount program. The program provides a 20% discount on water and sewer usage charges for eligible participants. This measure counts the number of customers enrolled at the end of each calendar year.		The ultimate goal of the water and sewer discount program is to reduce the financial burden on low-income families so they have a better quality of life.	
What is being done			
The water and sewer discount program supports goal #6 of the Rise Together: A Blueprint for Reducing Poverty in Franklin County: Enabling more families at or near poverty to afford quality housing, and reducing the percentage of housing-cost burdened families, by reducing the burden associated with utility costs. All water and/or sewer bills contain short messages about this program and how to contact the Department for more information as well as an application. Once per year, the Department also includes the application in the water and/or sewer billing. When customers call to inquire about their account, staff ask if they would like additional information about the program.			
2020 Actual	2021 Budget	2021 Projected	2022 Budget
167	180	190	225

Budget Summary – Revenues



Primary Revenue Sources by Fund Type

Fund Type	Fund Name (Number)	Primary Revenue Sources
General	None	N/A
Special	None	N/A
Debt	None	N/A
Capital	None	N/A
Enterprise /Internal	<ul style="list-style-type: none"> • Water Fund (5052) • Sewer Fund (5053) • Capital Improvements - Water Fund (5056) • Capital Improvements - Sewer Fund (5057) 	<ul style="list-style-type: none"> • Water and sewer fees collected from residents and businesses that connect to the water and sewer lines • Sanitary sewer bond proceeds • Loans from Ohio Public Works Commission (OPWC) and Ohio Water Development Authority (OWDA)

Comparison: 2021 Approved to 2021 Projection

	2021 Approved	2021 Projection	Variance \$	%
General Fund	\$0	\$0	\$0	N/A
Non-General Fund	\$18,576,761	\$14,290,635	(\$4,286,126)	-23.1%
Total	\$18,576,761	\$14,290,635	(\$4,286,126)	-23.1%

The \$4,286,126 decrease from the 2021 Approved Budget to the 2021 Projection is primarily attributed to:

- Lower than anticipated Transfers from the General Fund and Loan Proceeds associated with the timing of projects in the Water and Sewer Capital Improvements Funds.

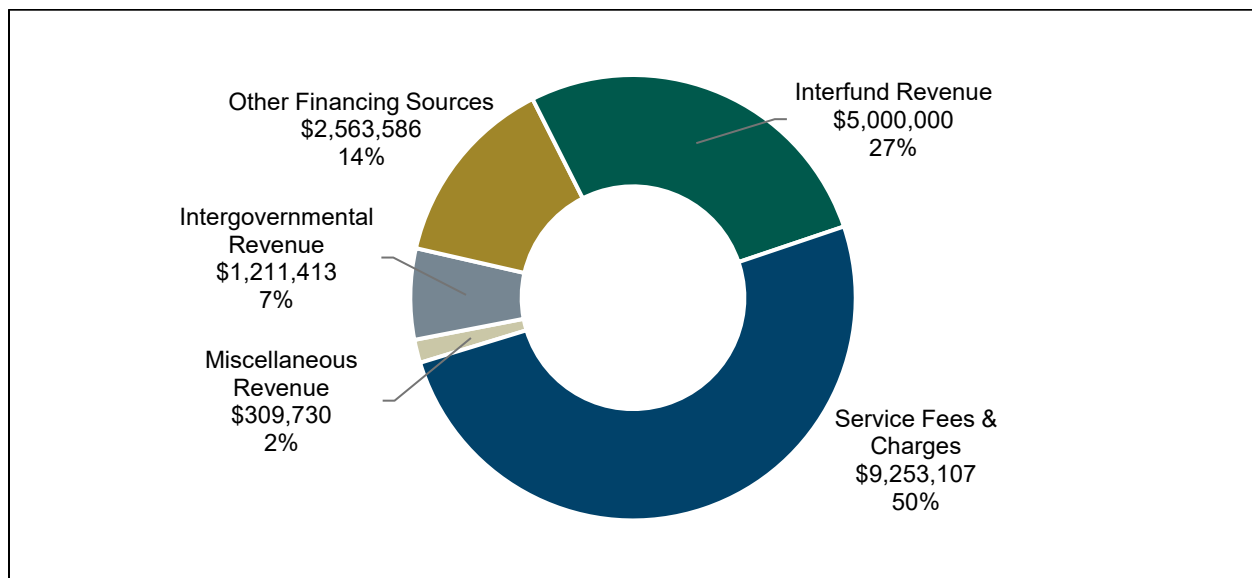
Comparison: 2021 Approved to 2022 Approved

	2021 Approved	2022 Approved	Variance \$	%
General Fund	\$0	\$0	\$0	N/A
Non-General Fund	\$18,576,761	\$18,337,836	(\$238,925)	-1.3%
Total	\$18,576,761	\$18,337,836	(\$238,925)	-1.3%

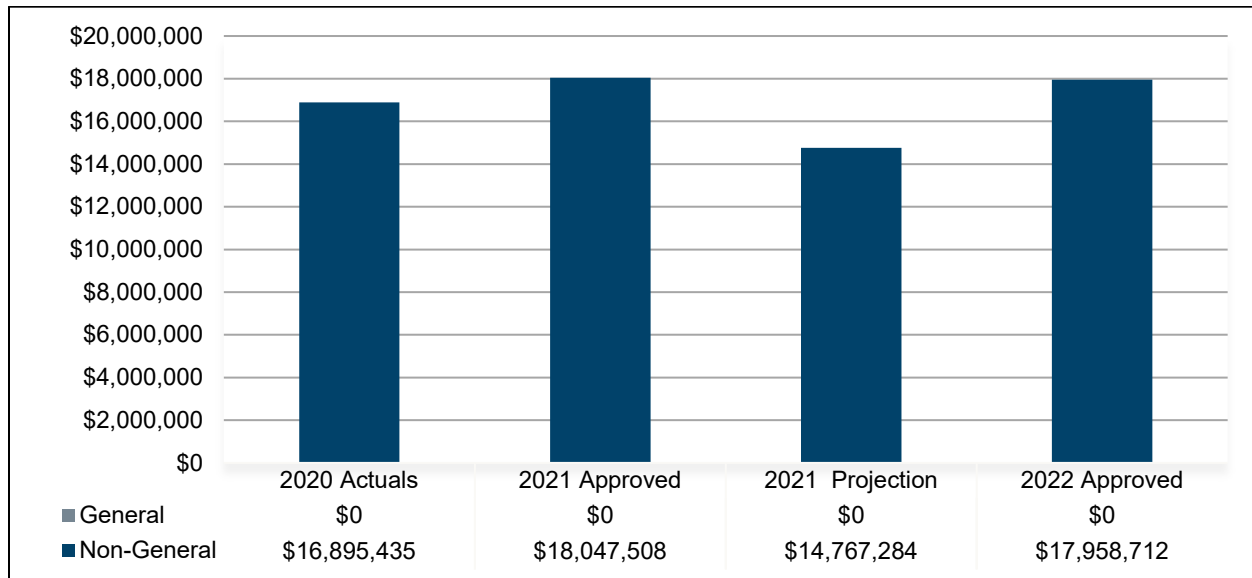
The \$238,925 decrease from the 2021 Approved Budget to the 2022 Approved Budget is primarily attributed to:

- A decrease in Loan Proceeds due to the timing of projects in the Water and Sewer Capital Improvements Funds.

**2022 Approved Budget
Revenues by Category**



Budget Summary – Expenditures



Significant items in the 2022 Approved Budget

Object Code	Budgeted Amount	% of Budget
PERSONAL SERVICES & FRINGE	\$1,496,093	8.3%
WATER/SEWER LINES	\$8,774,999	48.9%
WATER & SEWER	\$4,505,643	25.1%
LOAN PRINCIPAL	\$1,612,691	9.0%
ELECTRICITY	\$148,430	0.8%
TELEPHONE SERVICES	\$142,546	0.8%
LOAN INTEREST	\$125,577	0.7%
MINOR TOOLS, EQUIP, HARDWARE < \$5,000	\$105,000	0.6%
FUND TRANSFERS-DEBT SERVICE	\$89,200	0.5%
PROFESSIONAL SERVICES-OTHER	\$78,000	0.4%
<i>Other</i>	\$880,533	4.9%
Total	\$17,958,712	100.0%

Comparison: 2021 Approved to 2021 Projection

	2021 Approved	2021 Projection	Variance \$	%
General Fund	\$0	\$0	\$0	N/A
Non-General Fund	\$18,047,508	\$14,767,284	(\$3,280,224)	-18.2%
Total	\$18,047,508	\$14,767,284	(\$3,280,224)	-18.2%

The \$3,280,224 decrease from the 2021 Approved Budget to the 2021 Projection is primarily attributed to:

- Lower than anticipated Capital Outlays due to the timing of projects in the Water and Sewer Capital Improvements Funds, partially offset by an increase in Debt Service due to the timing of payments.

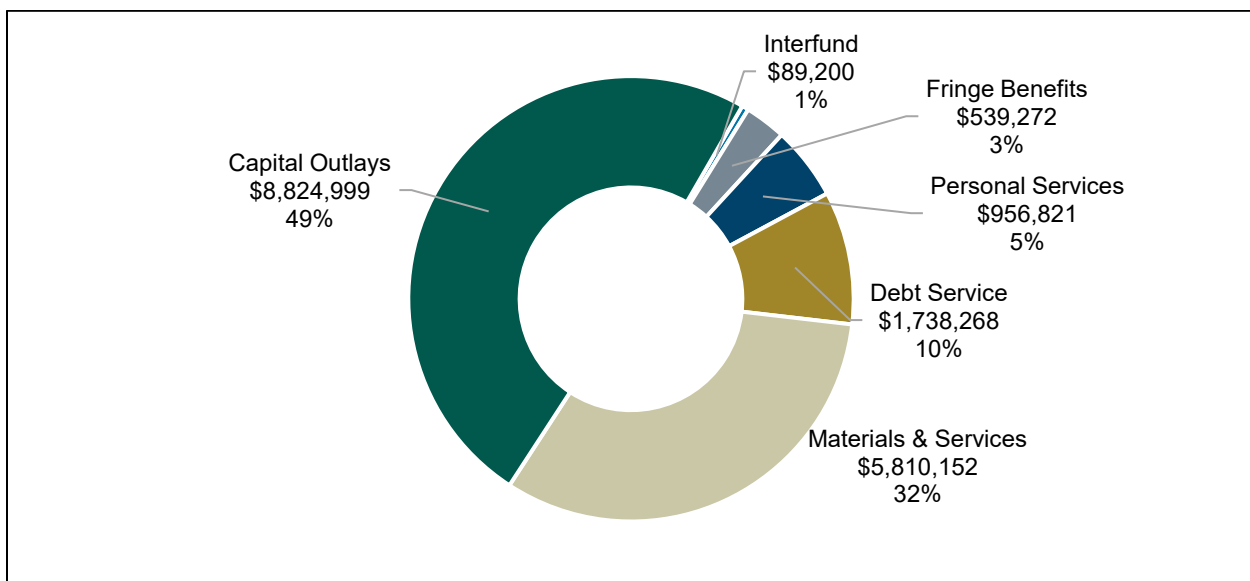
Comparison: 2021 Approved to 2022 Approved

	2021 Approved	2022 Approved	Variance \$	%
General Fund	\$0	\$0	\$0	N/A
Non-General Fund	\$18,047,508	\$17,958,712	(\$88,796)	-0.5%
Total	\$18,047,508	\$17,958,712	(\$88,796)	-0.5%

The \$88,796 decrease from the 2021 Approved Budget to the 2022 Approved Budget is primarily attributed to:

- A decrease in Capital Outlays due to the timing of projects in the Water and Sewer Capital Improvements Funds, partially offset by an increase in Debt Service payments and Water and Sewer payments to the City of Columbus.

**2022 Approved Budget
Expenditures by Category**



Budget Summary – FTEs

	2021 Budget	2022 Approved	Approved Budget as % of Total FTEs
General Fund	0.00	0.00	0.0%
Non-General Fund	21.00	21.00	100.0%
Total Agency FTEs	21.00	21.00	100.0%

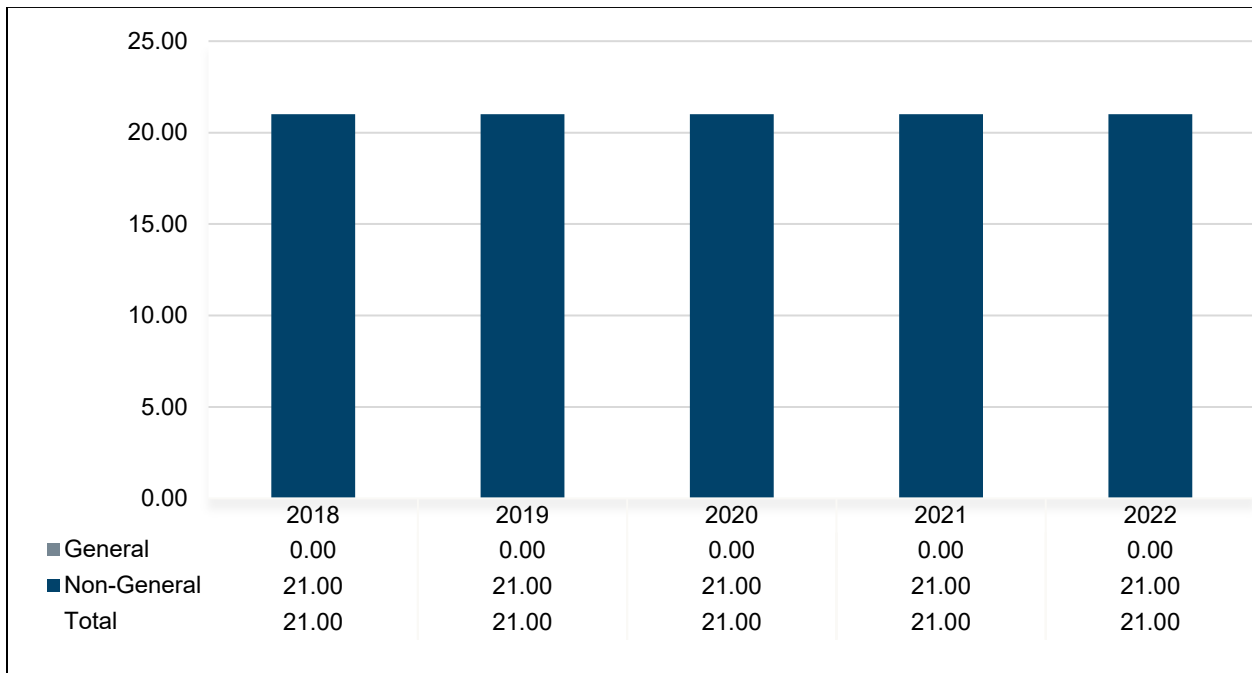
There is no change in Total FTEs from the 2021 Budget to the 2022 Approved Budget.

New Positions

Position Title	# of Positions	Annual Salary	Source
<i>None</i>	<i>n/a</i>	<i>n/a</i>	<i>n/a</i>

Details regarding FTEs requested via RFR are available in the Request for Results section.

Budgeted FTE History



Vacancy Credit

The vacancy credit process is designed to more accurately reflect the true expenditures for Personal Services and Fringe Benefits within the agency budget request. The calculations for the budget process begin with funding all approved positions for the entire year. Vacancy credits take into account that not all approved positions will be filled for the entire year. The methodology historically used by OMB to estimate an agency's vacancy credit utilizes a four-year history of unused personnel budgets to estimate an appropriate vacancy credit. However, vacancy credits may vary from the four-year average due to staffing trends or the number of positions supported within a fund.

Salaries & Wages

	2021 Budget	Four-year Average	2022 Approved	% Point Change to:	
				PY Budget	Average
Water Fund	14.4%	22.7%	14.4%	0.0%	-8.3%
Sewer Fund	12.5%	20.6%	12.5%	0.0%	-8.1%

The 2022 vacancy credit in the Water and Sewer Funds is consistent with the previous year. The four-year average has been skewed by positions that were previously vacant for multiple years.

Fringe Benefits

	2021 Budget	Four-year Average	2022 Approved	% Point Change to:	
				PY Budget	Average
Water Fund	13.1%	14.0%	13.1%	0.0%	-0.9%
Sewer Fund	11.8%	24.9%	11.8%	0.0%	-13.1%

The 2022 vacancy credit in the Water and Sewer Funds is consistent with the previous year. The four-year average has been skewed by positions that were previously vacant for multiple years.

Environmental Compliance

Program Purpose:

The purpose of the Environmental Compliance Program is to provide data to the Ohio EPA so the organization can validate the operational compliance of the Franklin County water/sewer delivery systems.

ORC Reference Mandating this Program:

Section 6109.12

Program Services:

Consumer confidence reports, lead and copper testing reports, monthly operating reports, backflow prevention inspections, emergency contingency plans.

Core Principle:

Promote Good Stewardship of Natural Resources, Environmental Sustainability, & Civic Engagement

Linkage to Core Principle:

The Environmental Compliance Program is linked to the core principle of Good Stewardship of Natural Resources through efforts to regularly test and report upon sewage treatment performance to ensure that waste water is treated pursuant to state and federal guidelines for the purpose of ultimately protecting the drinking water supplies for Franklin County residents. The Environmental Compliance Program is linked to the core principle of Environmental Sustainability and Civic Engagement by distributing compliance reports on waste water treatment results to the Ohio EPA while corresponding with Franklin County customers through the dispersion of consumer reports which outline the quality of drinking water supplies and waste water treatment results for the review of County residents.

Program Budget Overview

	2021 Approved	2022 Approved	Variance	
			\$	%
Personal Services	\$67,580	\$66,945	(\$635)	-0.9%
Fringe Benefits	\$33,992	\$36,000	\$2,008	5.9%
Capital Outlays	\$830,133	\$419,725	(\$410,408)	-49.4%
Total Expenditures	\$931,705	\$522,670	(\$409,035)	-43.9%

Water Quality Partnership

Program Purpose:

The purpose of the Water Quality Partnership program is to provide pollution corrective action plans and engineering services to the residents of the affected area so they can live free of health hazards that result from failed home wastewater disposal systems.

ORC Reference Mandating this Program:

Section 6117.34

Program Services:

Securing grant funding, engineering planning and assistance, construction supervision, community outreach, sewer hook-up assistance.

Core Principle:

Promote Good Stewardship of Natural Resources, Environmental Sustainability, & Civic Engagement

Linkage to Core Principle:

The Water Quality Partnership Program is linked to the core principle of Good Stewardship of Natural Resources through efforts to replace failed waste water disposal systems utilized by Franklin County residents with direct connections to sewage line infrastructure thereby allowing sewage to be treated pursuant to state and federal regulations and ensuring the protection of drinking water supplies. The Water Quality Partnership Program is linked to the core principle of Environmental Sustainability and Civic Engagement by collaborating with homeowners through engineering services to discontinue the use of individual waste water disposal systems and replace such treatment configurations with sewage treatment infrastructure in an effort to protect and sustain drinking water resources.

Program Budget Overview

	2021 Approved	2022 Approved	Variance	
			\$	%
Personal Services	\$171,181	\$173,341	\$2,160	1.3%
Fringe Benefits	\$77,036	\$80,813	\$3,777	4.9%
Total Expenditures	\$248,217	\$254,154	\$5,937	2.4%

Sewer Delivery

Program Purpose:

The purpose of the Sewer Delivery Program is to provide for the treatment of wastewater for our Franklin County customers so they can benefit from an off-site wastewater treatment system.

ORC Reference Mandating this Program:

N/A

Program Services:

New sewer permits, sewer repair permits, sewer back-up repairs, sewer permit inspections, sewer service hook-ups, sewer main line locations, sewer sales, sewer video services, sewer preventive maintenance inspections, sewer engineering service contracts, sewer engineering project management services and treated wastewater.

Core Principle:

Provide Efficient, Responsive & Fiscally Sustainable Government Operations

Linkage to Core Principle:

Through the successful delivery of program outputs and achievement of program outcomes, customers and Franklin County residents have access to safe and reliable sewer services that protect public health, ensures the sustainability of existing water sources and enables access to drinking water for all Franklin County residents that is safe and free of contaminants.

Program Budget Overview

	2021 Approved	2022 Approved	Variance	
			\$	%
Personal Services	\$510,505	\$494,126	(\$16,379)	-3.2%
Fringe Benefits	\$275,497	\$291,640	\$16,143	5.9%
Materials & Services	\$3,516,080	\$3,655,222	\$139,142	4.0%
Capital Outlays	\$5,469,399	\$8,004,774	\$2,535,375	46.4%
Debt Service	\$919,979	\$1,159,008	\$239,029	26.0%
Interfund	\$95,313	\$89,200	(\$6,113)	-6.4%
Total Expenditures	\$10,786,773	\$13,693,970	\$2,907,197	27.0%

Water Delivery

Program Purpose:

The purpose of the Water Delivery Program is to provide a source of safe and reliable water to our Franklin County customers.

ORC Reference Mandating this Program:

N/A

Program Services:

New water permits, water repair permits, hydrant repairs, water break repairs, water meter installations, water meter repairs, water permit inspections, water service hook-ups, water main line locations, water sales, water engineering service contracts, water engineering project management services, water preventative maintenance inspections and delivered water.

Core Principle:

Provide Efficient, Responsive & Fiscally Sustainable Government Operations

Linkage to Core Principle:

Through the successful delivery of program outputs and achievement of program outcomes, customers and Franklin County residents have access to safe and reliable water services that protect public health and ensure the sustainability of existing water sources.

Program Budget Overview

	2021 Approved	2022 Approved	Variance	
			\$	%
Personal Services	\$228,013	\$222,409	(\$5,604)	-2.5%
Fringe Benefits	\$123,826	\$130,819	\$6,993	5.6%
Materials & Services	\$2,191,412	\$2,154,930	(\$36,482)	-1.7%
Capital Outlays	\$3,152,139	\$400,500	(\$2,751,639)	-87.3%
Debt Service	\$335,423	\$579,260	\$243,837	72.7%
Interfund	\$50,000	\$0	(\$50,000)	-100.0%
Total Expenditures	\$6,080,813	\$3,487,918	(\$2,592,895)	-42.6%