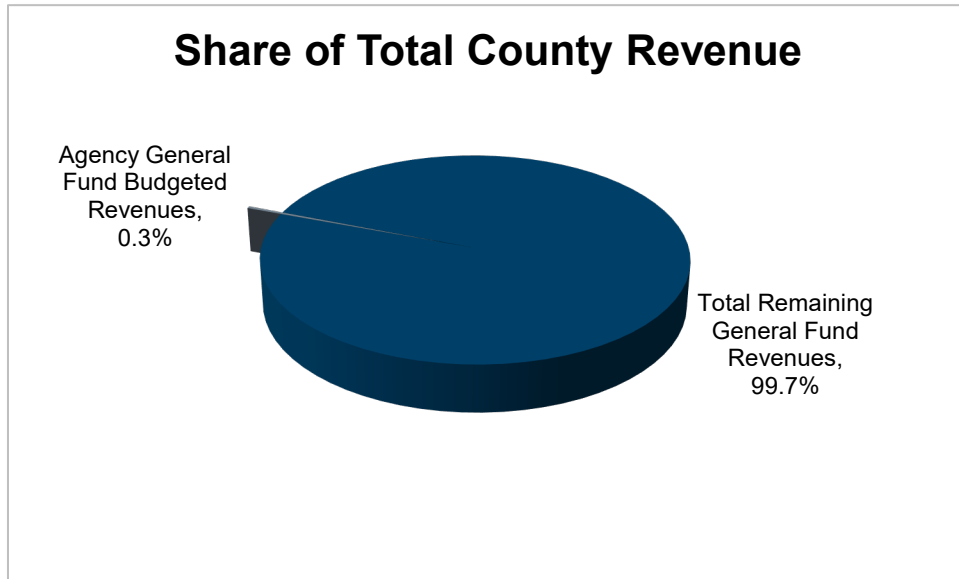
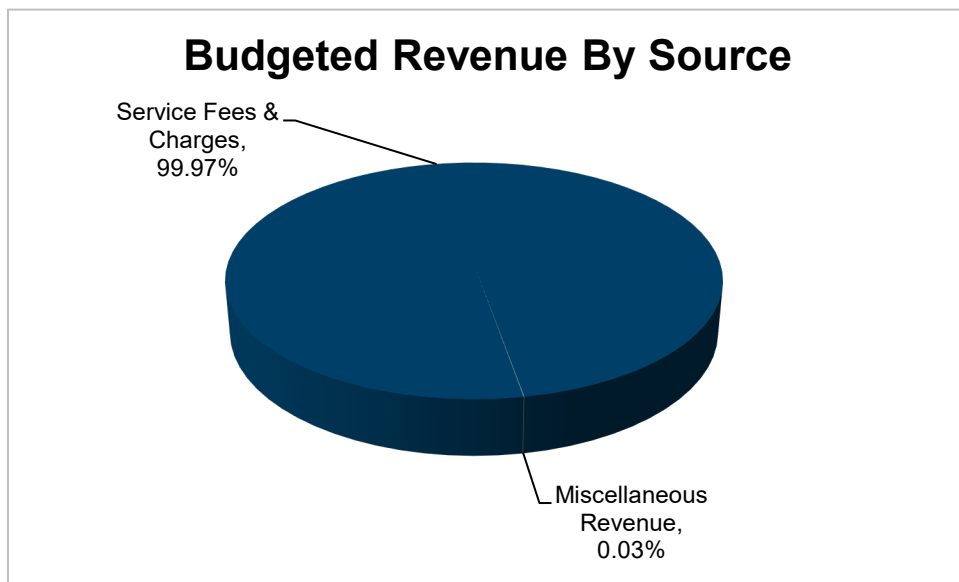


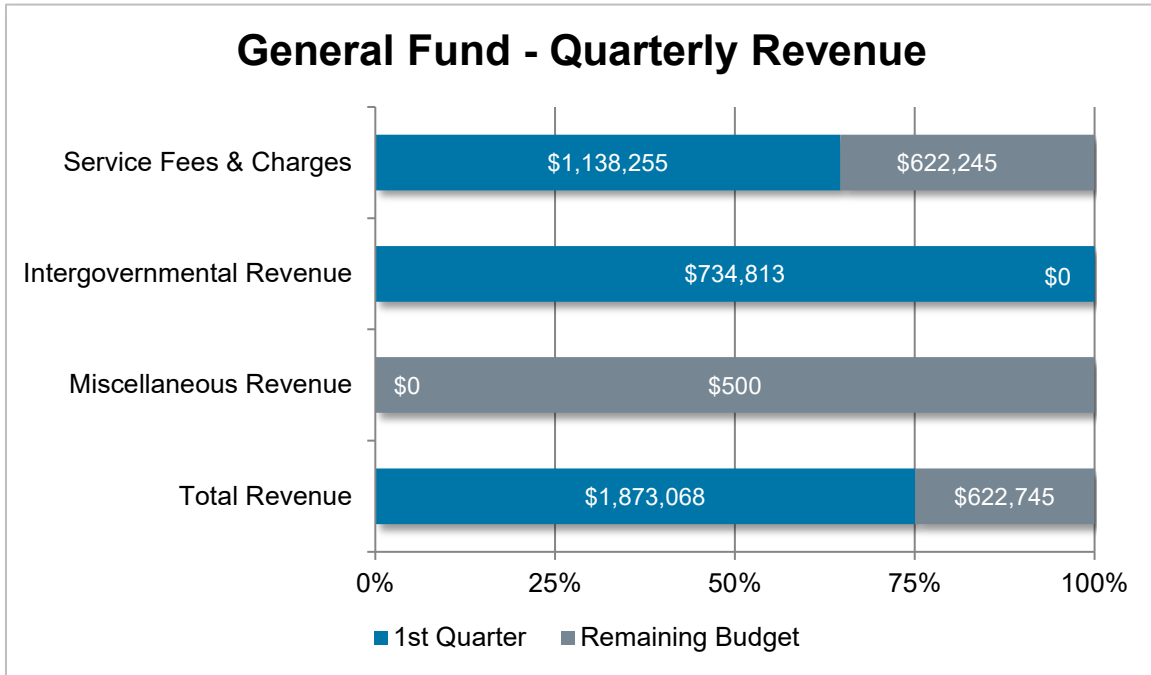
General Fund – Revenue Analysis



- The General Fund revenue for the Board of Elections is estimated to be **\$1,761,000** for 2022, which is **0.3%** of the total budgeted revenue for the General Fund.



- The main sources of General Fund revenue for the Board of Elections are fees charged to local governments in even numbered years to reimburse the agency for expenses related to the prior year's election and reimbursement from the state for such items as poll worker training, advertisement of state issues, and the mandatory recount of election results.

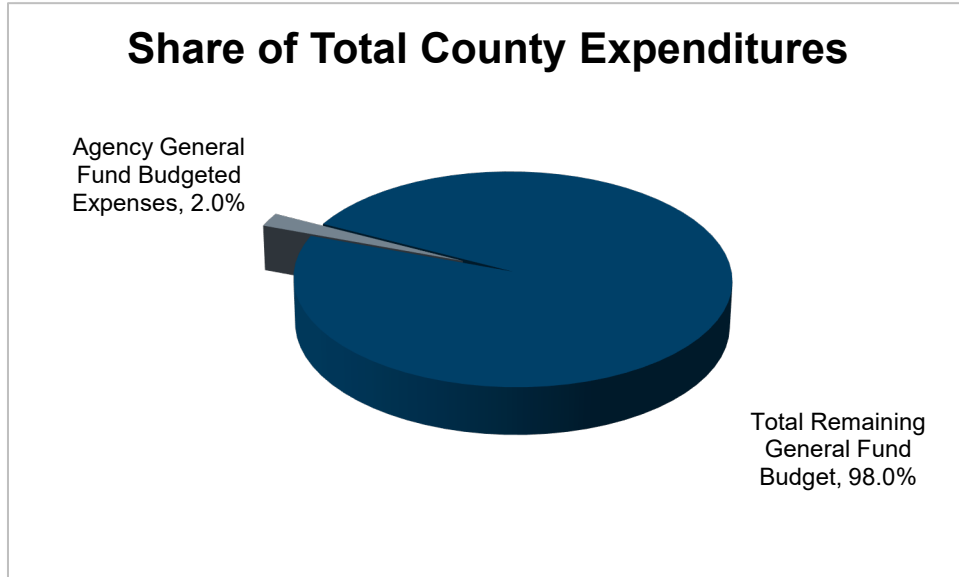


Actuals	1 st Quarter	2 nd Quarter	3 rd Quarter	4 th Quarter	YTD	Total*
Prior Year	\$105,738	\$2,264	\$110,904	\$926,949	\$105,738	\$1,145,855
Current Year	\$1,873,068				\$1,873,068	\$1,761,000

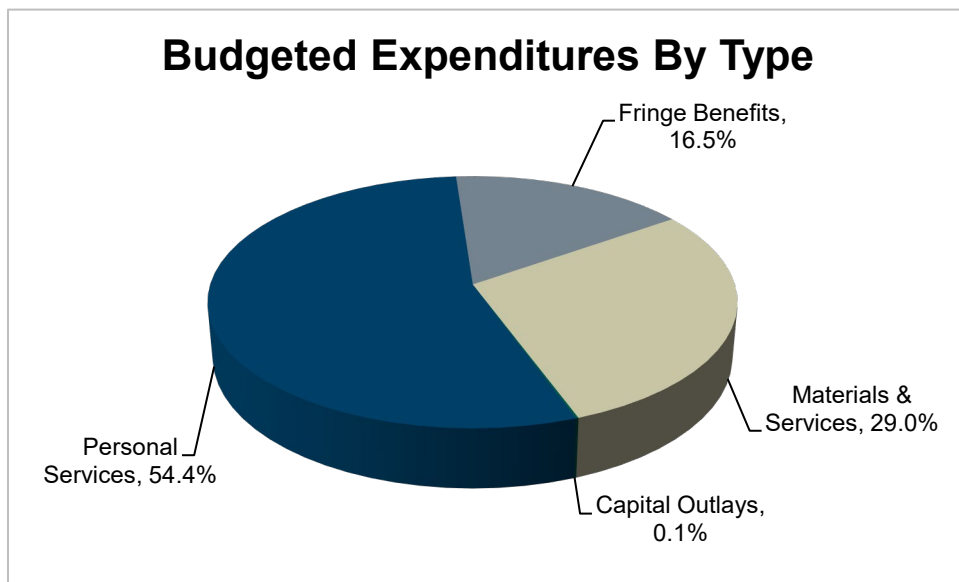
**Current year total represents revised budget.*

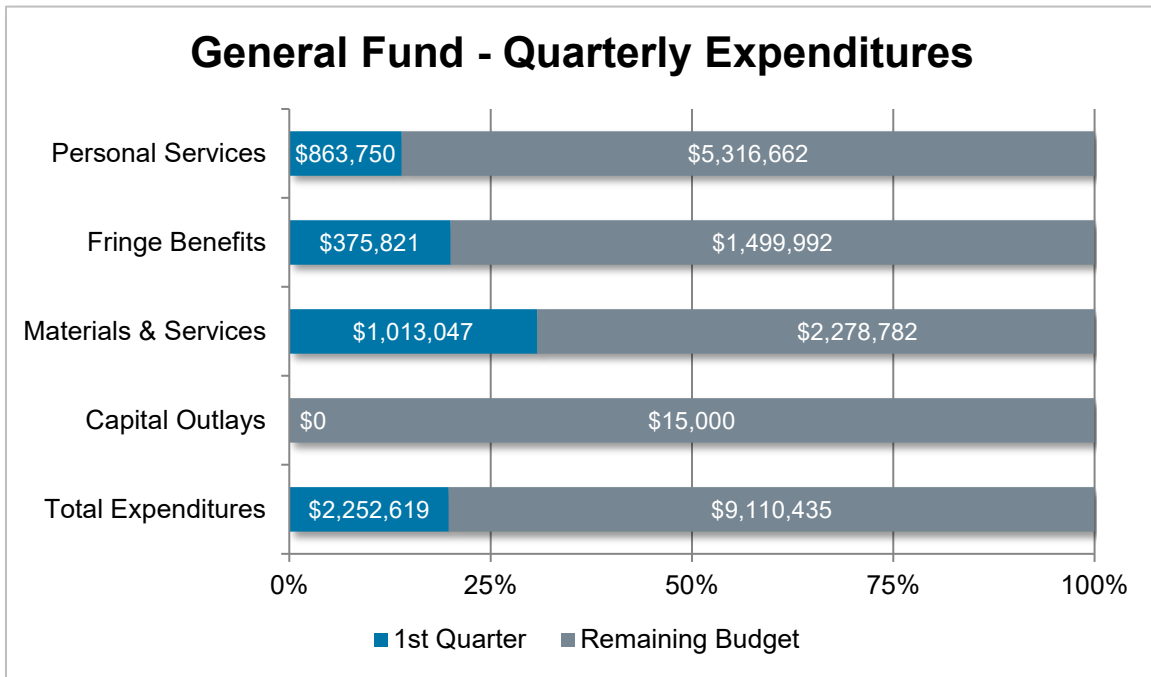
- First quarter revenue of **\$1,873,068** represents **106.4%** of the budgeted amount for the year.
- Service Fees & Charges includes the amount collected from local governments to reimburse the agency for expenses related to the prior year’s election. The reimbursement in the 1st quarter was larger than anticipated. The variance in revenue from the prior year is due to the revenue only being collected in even numbered years.
- Intergovernmental Revenue received in the 1st quarter is primarily from an unanticipated state grant from the Secretary of State’s Office to be used toward the 2022 Primary Election. The remaining revenue is from state reimbursement for such items as poll worker training, advertisement of state issues, and the mandatory recount of election results.

General Fund – Expenditure Analysis



- The General Fund expenditures for the Board of Elections are estimated to be **\$11,363,054** for 2022, which is **2.0%** of the total budgeted expenditures for the General Fund.





Actuals	1 st Quarter	2 nd Quarter	3 rd Quarter	4 th Quarter	YTD	Total*
Prior Year	\$1,960,875	\$1,865,087	\$2,378,782	\$3,677,508	\$1,960,875	\$9,882,252
Current Year	\$2,252,619				\$2,252,619	\$11,363,054

**Current year total represents revised budget.*

- First quarter expenditures of **\$2,252,619** represent **19.8%** of the budgeted amount for the year.
- Of the \$1,013,047 expended within Materials & Services in the 1st quarter, \$448,185 or 44.2% was related to the maintenance of the voting machines and electronic poll pads, and \$201,403 or 19.9% was related to election supplies for the primary election.

General Fund – Personal Services Analysis

Quarter	Agency Budget	Actual Expenditures	% of Budget
1 st Quarter	\$1,031,820	\$863,750	83.7%
2 nd Quarter	\$1,845,373		
3 rd Quarter	\$925,313		
4 th Quarter	\$2,377,906		
Total	\$6,180,412	\$863,750	14.0%

- There were six pay periods through the end of the 1st quarter, which would equate to 23.1% of the budgeted amount. The variance in Personal Services expenditures in the 1st quarter are due to four vacant positions and lower than anticipated Overtime/Supplemental pay.
- The agency budget column assumes 50% of the budgeted amount for Poll Worker Pay will be expended in both the 2nd and 4th quarters. The agency budget column also allocates the amounts for Seasonal Employees and Overtime/Supplemental pay as follows: 15% in the 1st quarter, 25% in the 2nd quarter, 10% in the 3rd quarter, and 50% in the 4th quarter.

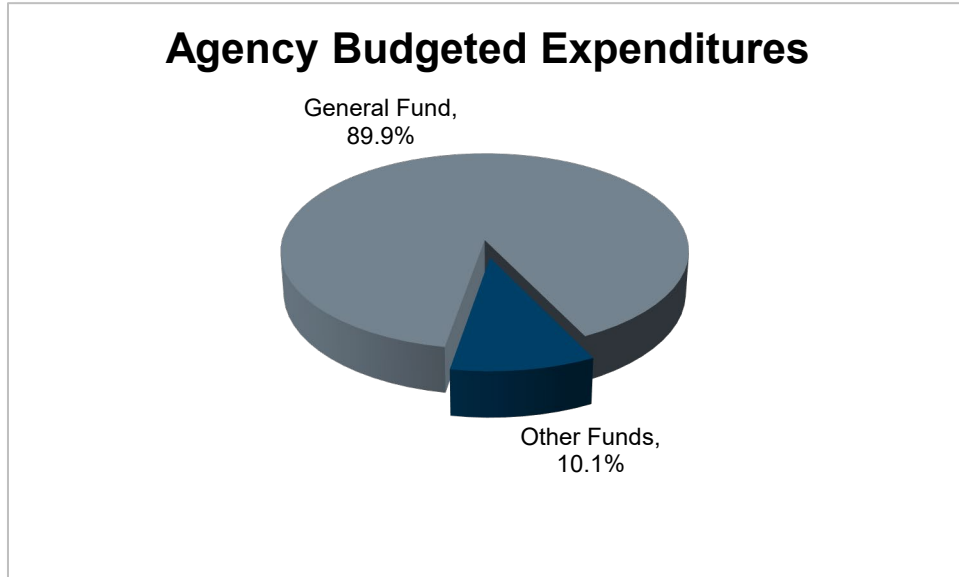
General Fund – Budget Corrective Items - Approved

Resolution No.	Amount	Type	Description
0017-22	\$130,201	Transfer from Reserves	Non-Bargaining Increase

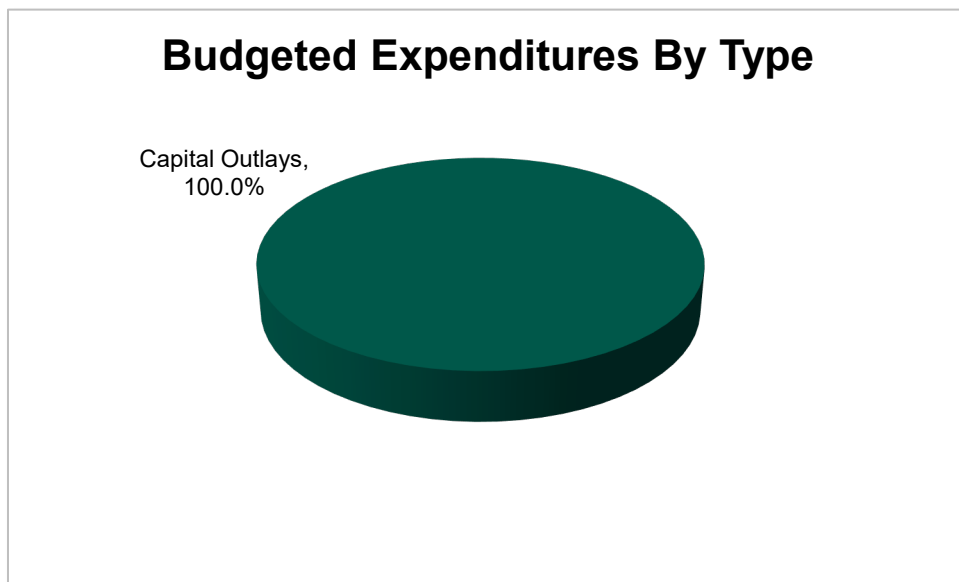
General Fund – Budget Corrective Items - Pending

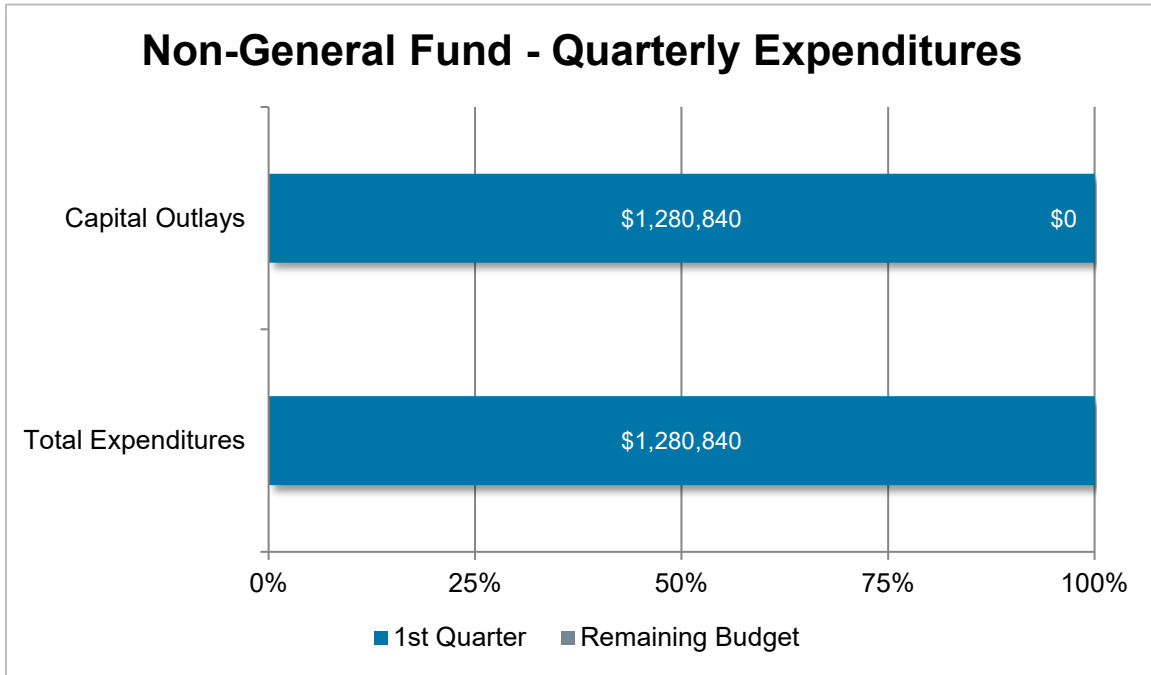
- There are no requests currently pending that may impact the budget.

Non-General Fund – Expenditure Analysis



- The non-general fund expenditures for the Board of Elections are estimated to be **\$1,280,840** for 2022, which is **10.1%** of the total budgeted expenditures for the Board of Elections.





Actuals	1 st Quarter	2 nd Quarter	3 rd Quarter	4 th Quarter	YTD	Total*
Prior Year	\$0	\$181,655	\$59,633	\$508,750	\$0	\$750,038
Current Year	\$1,280,840				\$1,280,840	\$1,280,840

**Current year total represents revised budget.*

- First quarter expenditures of **\$1,280,840** represent **100.0%** of the budgeted amount for the year.
- Capital Outlays expenditures in 2022 are related to IT costs associated with the new voter registration system and carryover of prior year expenditures.

Non-General Fund – Personal Services Analysis

- All of the Personal Services expenditures for the Board of Elections are within the General Fund.

Non-General Fund – Budget Corrective Items - Approved

Resolution No.	Amount	Type	Description
0073-22	\$705,840	Supplemental	Carryover of Prior Year Expenditures

Non-General Fund – Budget Corrective Items - Pending

- There are no requests currently pending that may impact the budget.