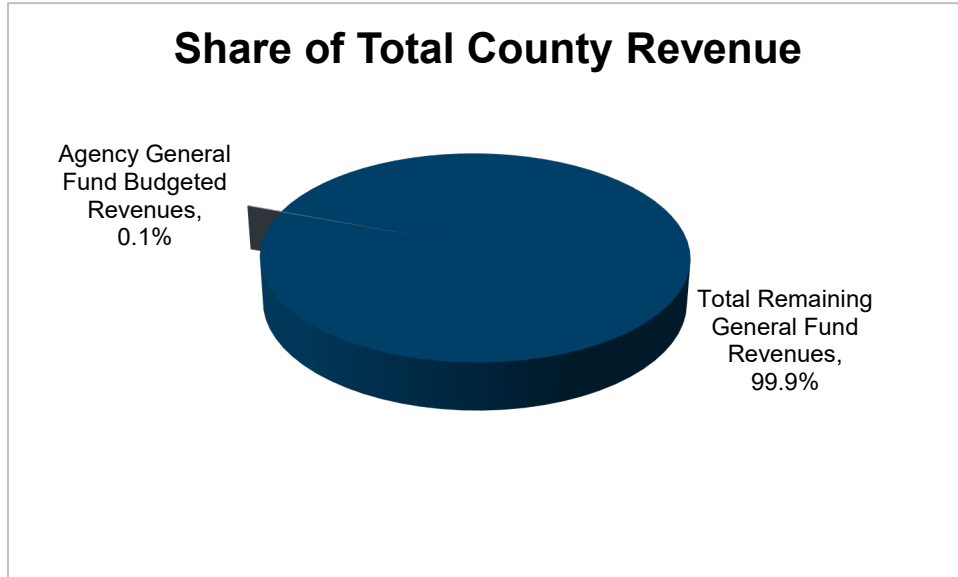
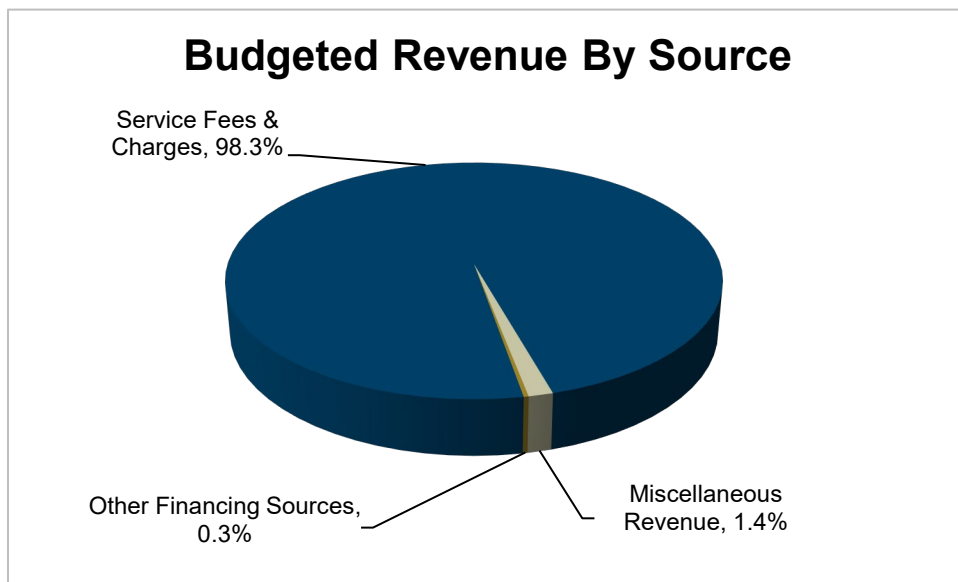


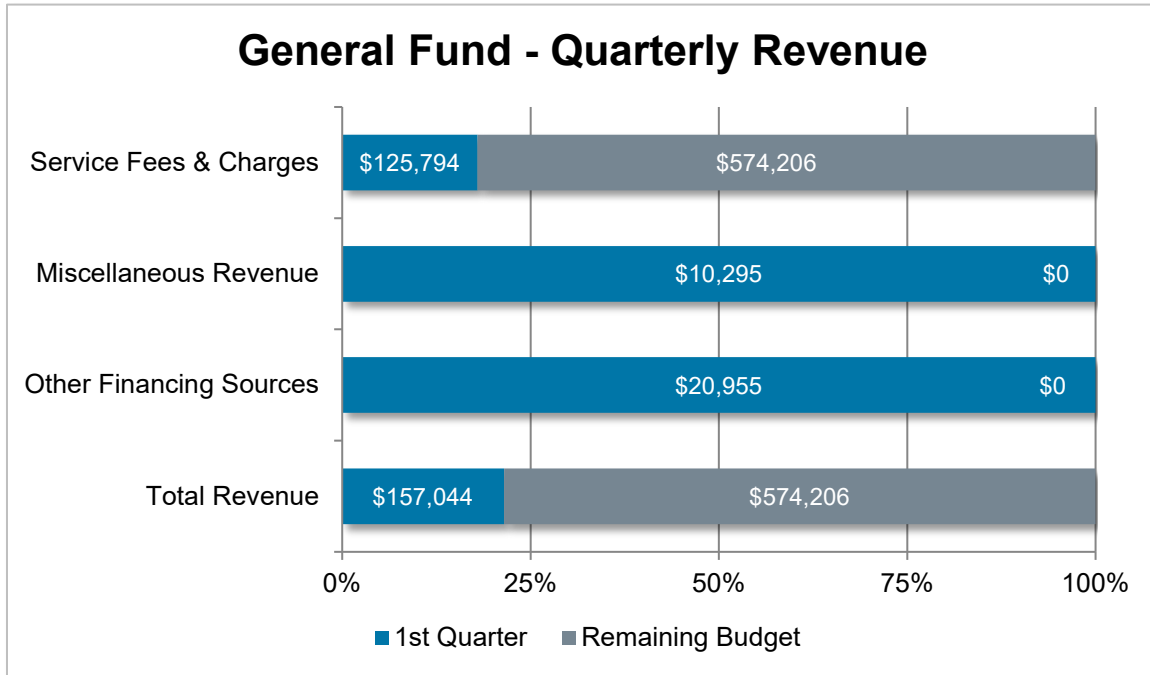
General Fund – Revenue Analysis



- The General Fund revenue for General Services is estimated to be **\$712,000** for 2022, which is **0.1%** of the total budgeted revenue for the General Fund.



- The main sources of General Fund revenue for General Services are chargebacks to non-general fund agencies provided through the Mail Services, Graphic Arts, and Vehicle Management and Maintenance programs.



Actuals	1 <sup>st</sup> Quarter	2 <sup>nd</sup> Quarter	3 <sup>rd</sup> Quarter	4 <sup>th</sup> Quarter	YTD	Total*
Prior Year	\$176,099	\$91,132	\$141,248	\$200,540	\$176,099	\$609,019
Current Year	\$157,044				\$157,044	\$712,000

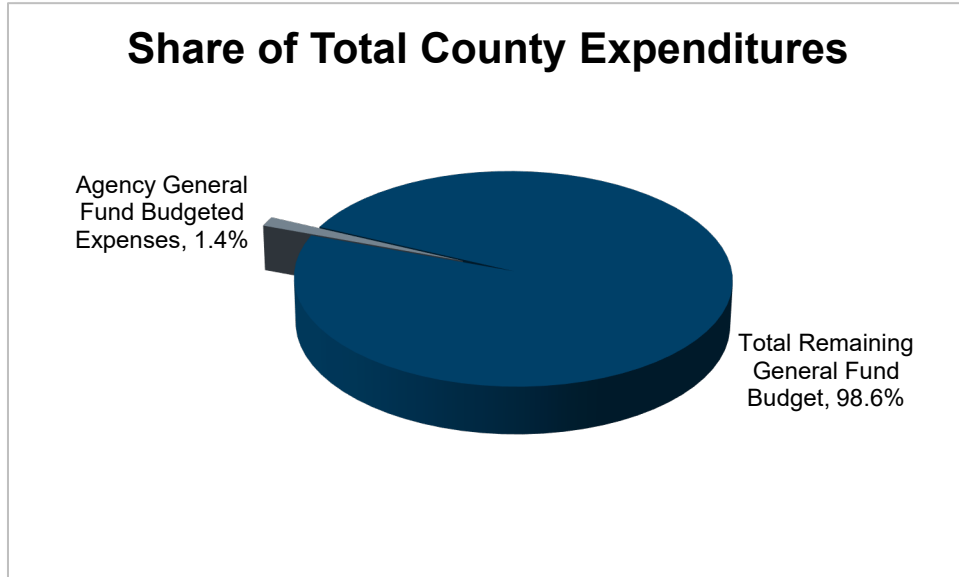
\*Current year total represents revised budget.

- First quarter revenue of **\$157,044** represents **22.1%** of the budgeted amount for the year.
- The three major sources of revenue within Service Fees & Charges are received from the Graphic Arts, Mail Services, and Vehicle Management and Maintenance programs, as shown in the table below:

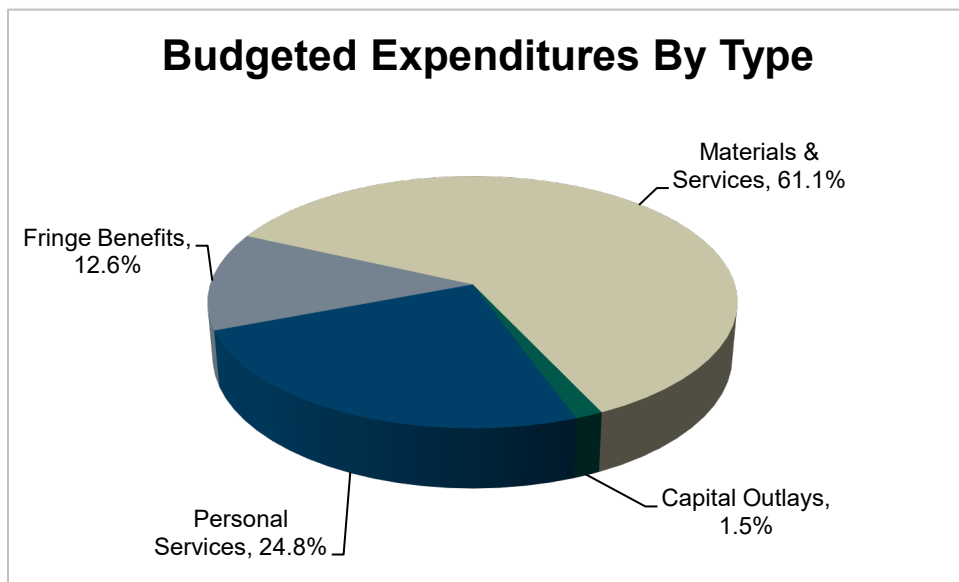
Program	2022 Budget	YTD Revenue	% of Budget Received
Graphic Arts	\$150,000	\$17,399	11.6%
Mail Services	\$400,000	\$63,731	15.9%
Vehicle Management & Maintenance	\$150,000	\$44,664	29.8%
<b>TOTAL</b>	<b>\$700,000</b>	<b>\$125,794</b>	<b>18.0%</b>

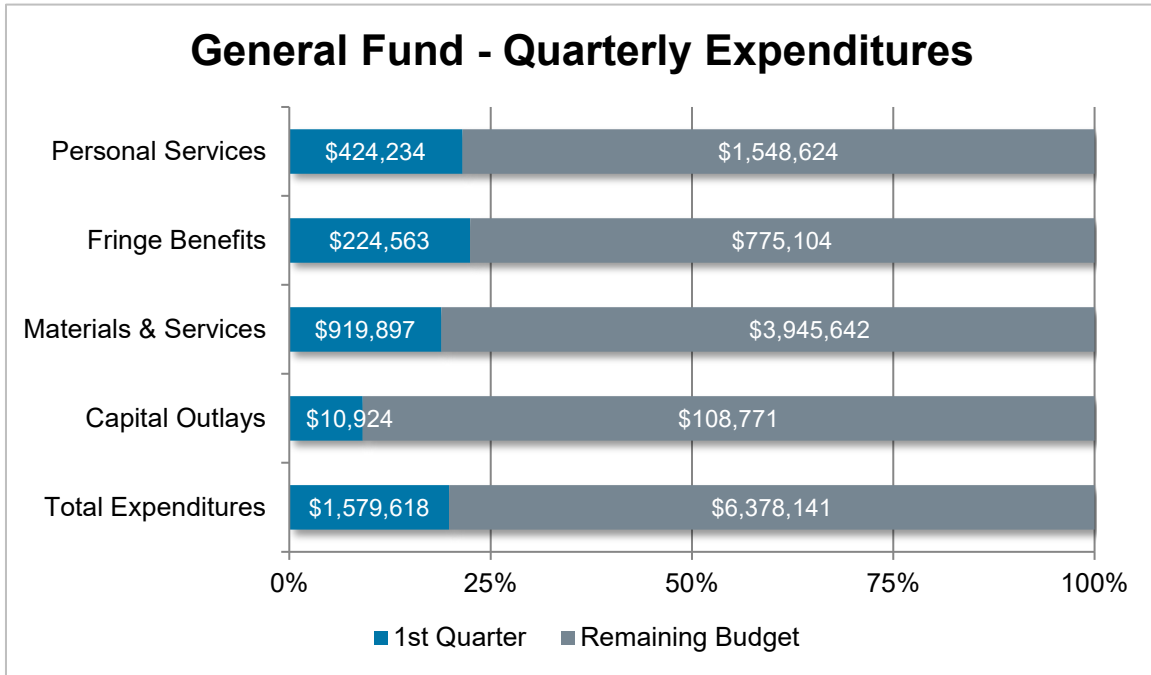
- Miscellaneous Revenue is primarily related to reimbursements for damages to county vehicles.
- Other Financing Sources Revenue is primarily related to the sale of county assets.

General Fund – Expenditure Analysis



- The General Fund expenditures for General Services are estimated to be **\$7,957,759** for 2022, which is **1.4%** of the total budgeted expenditures for the General Fund.





Actuals	1 <sup>st</sup> Quarter	2 <sup>nd</sup> Quarter	3 <sup>rd</sup> Quarter	4 <sup>th</sup> Quarter	YTD	Total*
Prior Year	\$1,220,136	\$1,328,021	\$1,735,229	\$1,912,385	\$1,220,136	\$6,195,771
Current Year	\$1,579,618				\$1,579,618	\$7,957,759

*\*Current year total represents revised budget.*

- First quarter expenditures of **\$1,579,618** represent **19.9%** of the budgeted amount for the year.
- The expenditures within General Services support the Purchasing Department, Fleet Management, and the Office of Diversity Equity & Inclusion.
- Materials & Services expenditures were \$919,897 or 18.9% of the budgeted amount for the year. Of the amount expended in the 1<sup>st</sup> quarter, \$315,000 or 34.2% was for postal services; \$222,500 or 24.2% was for Professional Services contracts; and \$179,859 or 19.6% was related to the purchase of gasoline & other fuels.
- Capital Outlays expenditures were \$10,924 or 9.1% of the budgeted amount and was for the lease of equipment for the Mail Services Program.

**General Fund – Personal Services Analysis**

<b>Quarter</b>	<b>Agency Budget</b>	<b>Actual Expenditures</b>	<b>% of Budget</b>
1 <sup>st</sup> Quarter	\$455,275	\$424,234	93.2%
2 <sup>nd</sup> Quarter	\$455,275		
3 <sup>rd</sup> Quarter	\$531,154		
4 <sup>th</sup> Quarter	\$531,154		
<b>Total</b>	<b>\$1,972,858</b>	<b>\$424,234</b>	<b>21.5%</b>

- There were six pay periods through the end of the 1<sup>st</sup> quarter, which would equate to 23.1% of the budgeted amount. The variance in Personal Services expenditures is due to higher than anticipated vacancies during the 1<sup>st</sup> quarter.

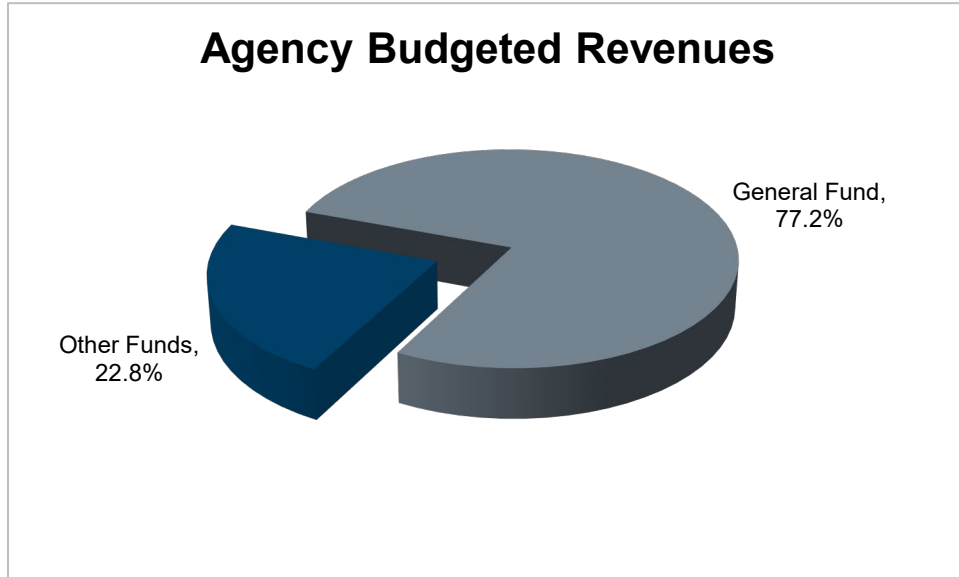
**General Fund – Budget Corrective Items - Approved**

<b>Resolution No.</b>	<b>Amount</b>	<b>Type</b>	<b>Description</b>
0017-22	\$57,174	Transfer from Reserves	Non-Bargaining Increase
0073-22	\$185,000	Supplemental	Carryover of Prior Year Expenditures
0250-22	\$375,000	Supplemental	Support Economic Growth and Combat Underrepresentation in the Fashion Industry

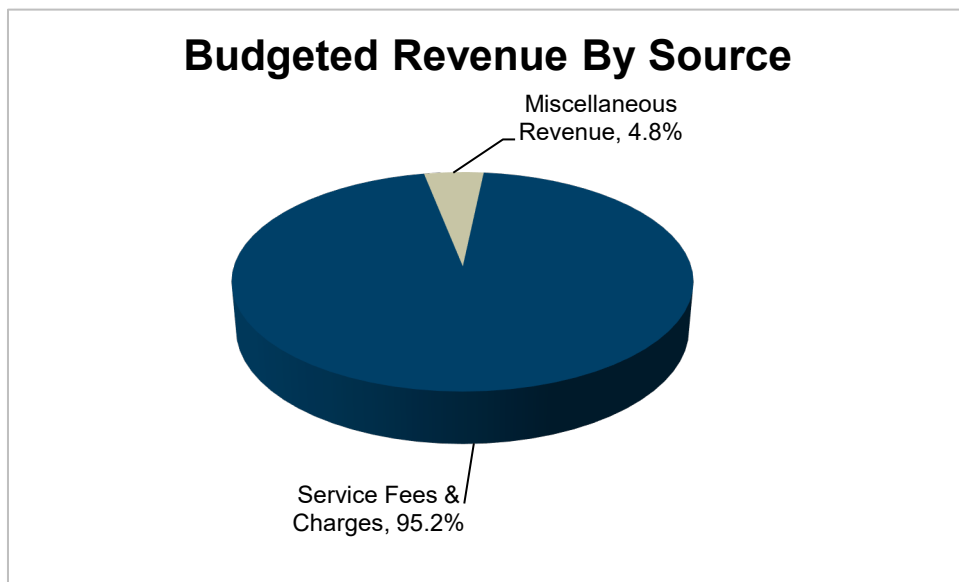
**General Fund – Budget Corrective Items - Pending**

<b>Resolution No.</b>	<b>Amount</b>	<b>Type</b>	<b>Description</b>
TBD	\$37,000	Supplemental	Support Economic Development and Address Agricultural Needs in Black, Brown, and Indigenous Communities

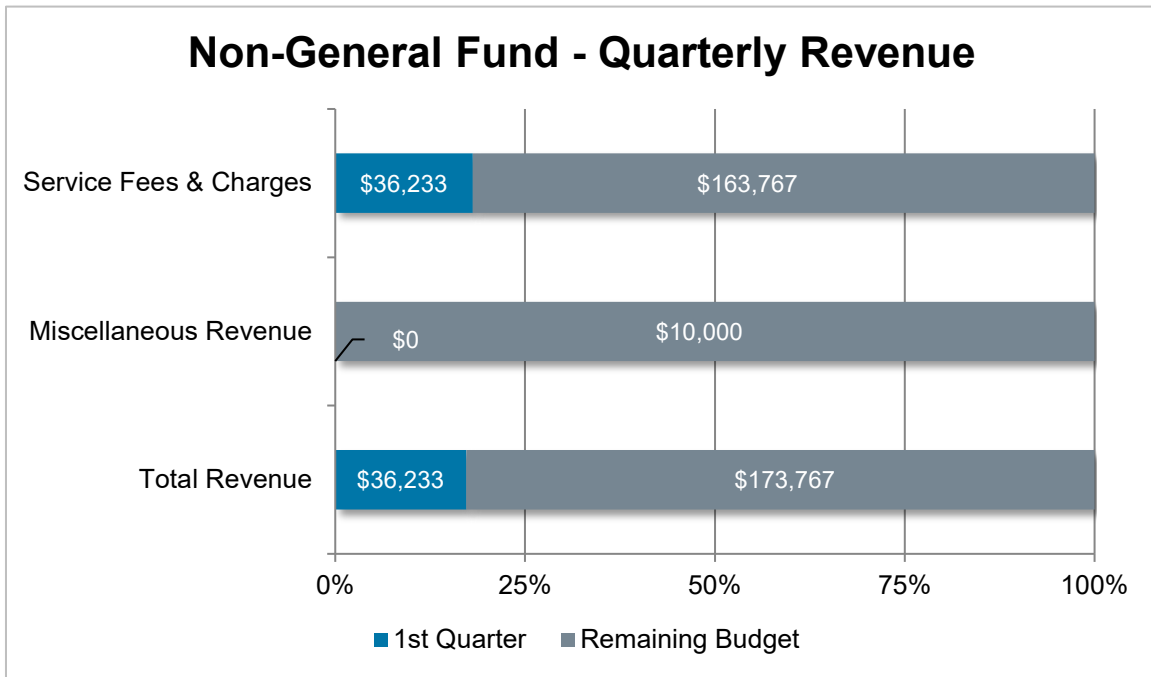
Non-General Fund – Revenue Analysis



- The non-general fund revenue for General Services is estimated to be **\$210,000** for 2022, which is **22.8%** of the total budgeted revenue for General Services.



- The main sources of non-general fund revenue for General Services are transfers from the General Fund and cruiser rental fees charged by the Sheriff's Office.

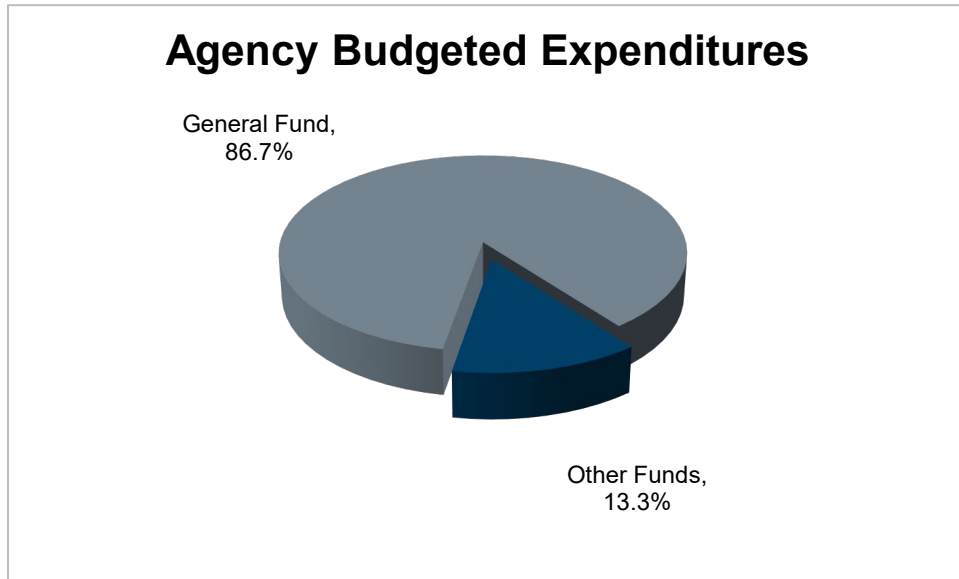


Actuals	1 <sup>st</sup> Quarter	2 <sup>nd</sup> Quarter	3 <sup>rd</sup> Quarter	4 <sup>th</sup> Quarter	YTD	Total*
Prior Year	\$49,675	\$61,409	\$58,463	\$1,057,179	\$49,675	\$1,226,726
Current Year	\$36,233				\$36,233	\$210,000

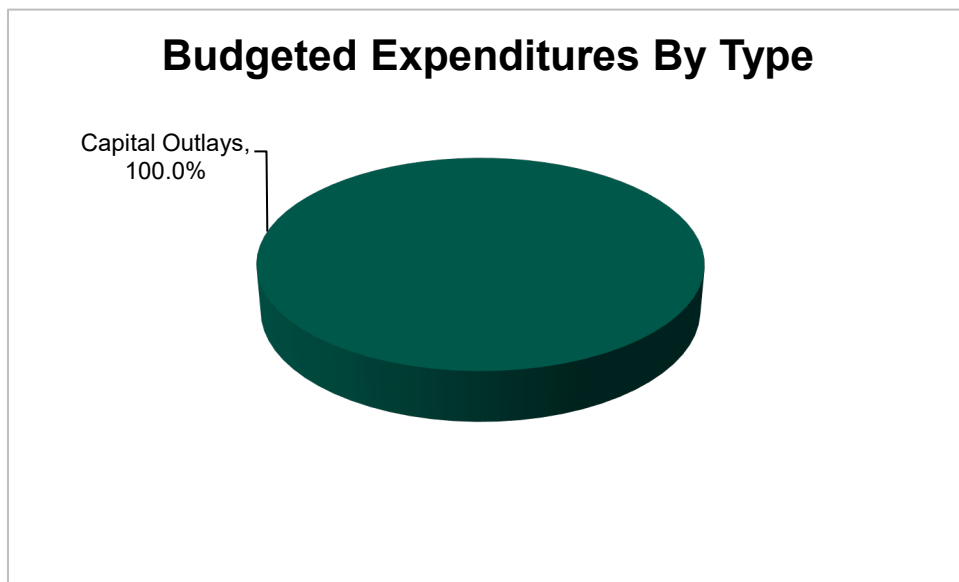
*\*Current year total represents revised budget.*

- First quarter revenue of **\$36,233** represents **17.3%** of the budgeted amount for the year.
- Service Fees & Charges revenue in the amount of \$36,233 is from the cruiser rental fees charged by the Sheriff’s Office. The fees were previously deposited to the Rotary Fund in the Sheriff’s Office but moved to the Fleet Capital Fund beginning in 2019.

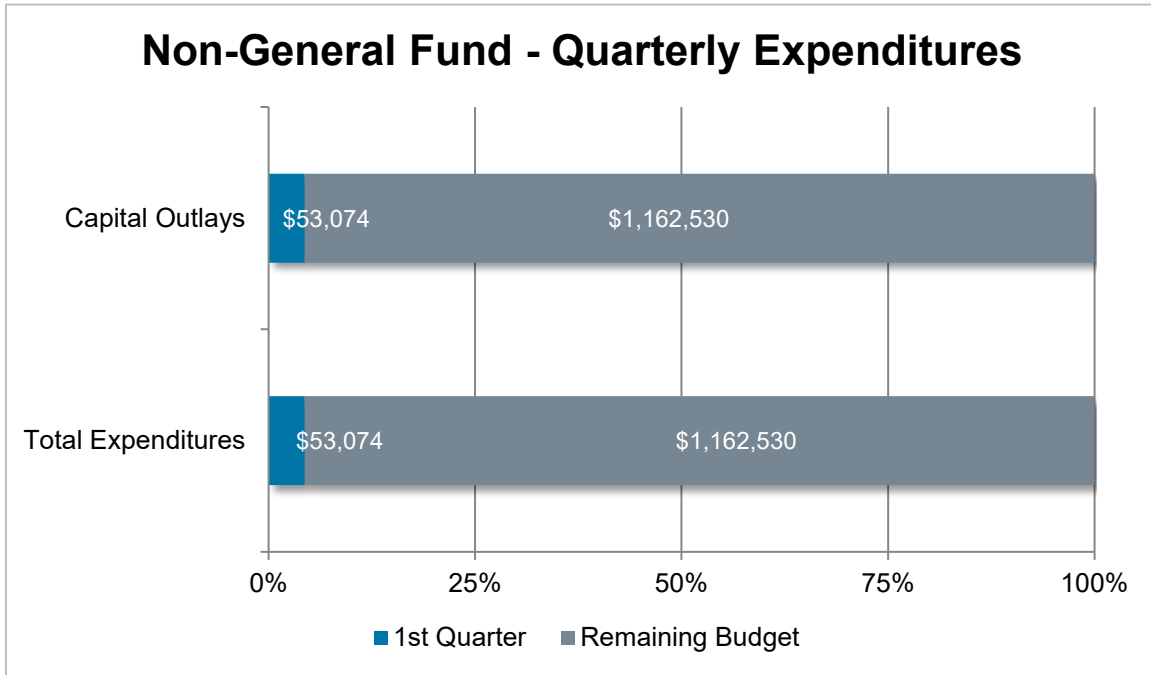
Non-General Fund – Expenditure Analysis



- The non-general fund expenditures for General Services are estimated to be **\$1,215,604** for 2022, which is **13.3%** of the total budgeted expenditures for General Services.







Actuals	1 <sup>st</sup> Quarter	2 <sup>nd</sup> Quarter	3 <sup>rd</sup> Quarter	4 <sup>th</sup> Quarter	YTD	Total*
Prior Year	\$82,300	\$64,092	\$336,021	\$98,379	\$82,300	\$580,792
Current Year	\$53,074				\$53,074	\$1,215,604

*\*Current year total represents revised budget.*

- First quarter expenditures of **\$53,074** represent **4.4%** of the budgeted amount for the year.
- Expenditures of \$53,074 within Capital Outlays during the 1<sup>st</sup> quarter represent 4.4% of the budgeted amount. Of this amount, \$48,000 or 90.4% is attributable to the fleet management system.

#### Non-General Fund – Personal Services Analysis

- All of the Personal Services expenditures for General Services are within the General Fund.

#### Non-General Fund – Budget Corrective Items - Approved

- There were no approved requests that impacted the budget.

#### Non-General Fund – Budget Corrective Items - Pending

- There were no approved requests that impacted the budget.