

Mission

The mission of the Franklin County Engineer's Office is to provide for safe and efficient movement of people and goods from place to place by building and maintaining Franklin County's roads and bridges. We are an agency of action, innovation, and collaboration.

Strategic Focus

Primary Initiative: All businesses have an equal opportunity to receive and participate in FCEO-administered contracts and procurement activities, and to promote the use of all businesses in all types of contracts and procurement activities conducted by The Franklin County Engineer's Office.

Primary Issue: The Franklin County Engineer's Equitable Business Enterprise Program for Locally Funded Projects - It is the Franklin County Engineer's commitment to disadvantaged businesses to encourage competition and provide an even playing field for all businesses. This program is designed to provide assistance to disadvantaged businesses and to encourage their participation in FCEO contracts and procurements. - Locally funded construction contracts will be assigned a percentage goal based on the total project cost.

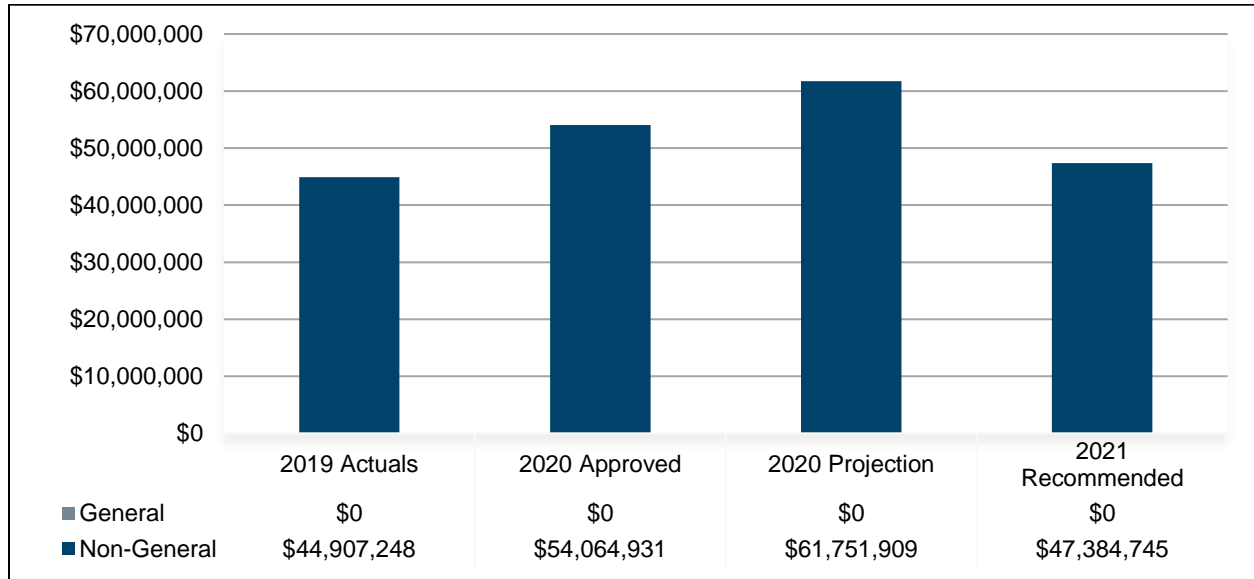
Performance Spotlight

Measure: Total CIP dollar amount spent with EBE Certified Businesses

Program: Roadway Infrastructure

About this measure		Why it is important	
<p>The Franklin County Engineer's Equitable Business Enterprise Program for Locally Funded Projects has been established to: (1) Foster nondiscrimination in the award of and administration of FCEO locally funded projects; (2) Help remove barriers to the participation of disadvantaged businesses in FCEO local funded projects; (3) Assist in the development of firms that can compete successfully in the marketplace outside.</p>		<p>Diversity and Inclusion across all disciplines results in a well-rounded project by including many varying and important perspectives. Requiring disadvantaged business participation in FCEO contracts will allow our office to realize the benefits of additional expertise as well as provide all of our business community members' opportunities to prosper in Franklin County.</p> <p>Without the Equitable Business Enterprise Program for Locally Funded Projects explicitly in place, our disadvantaged business community partners are not guaranteed participation in local project and procurement opportunities.</p>	
What is being done			
<p>Locally funded construction contracts will be assigned a percentage goal based on the total project cost. The FCEO's Diversity and Inclusion Coordinator is responsible for administering the Franklin County Engineer's Equitable Business Enterprise Program for Locally Funded Projects.</p>			
2019 Actual	2020 Budget	2020 Projected	2021 Budget
N/A	209,000	209,000	458,000

Budget Summary – Revenues



Primary Revenue Sources by Fund Type

Fund Type	Fund Name (Number)	Primary Revenue Sources
General	• General Fund (1000)	None
Special	• Motor Vehicle and Gas Tax Fund (2015) • Stormwater Fund (2095) • Ditch Maintenance Fund (2868)	• Motor Vehicle Gasoline Tax • State & Federal Grants • Motor Vehicle License Tax • Ohio Public Works Commission Grants • Transfers from the General Fund
Debt	None	N/A
Capital	None	N/A
Enterprise /Internal	None	N/A

Comparison: 2020 Approved to 2020 Projection

	2020 Approved	2020 Projection	Variance \$	%
General Fund	\$0	\$0	\$0	N/A
Non-General Fund	\$54,064,931	\$61,751,909	\$7,686,978	14.2%
Total	\$54,064,931	\$61,751,909	\$7,686,978	14.2%

The \$7,686,978 increase from the 2020 Approved Budget to the 2020 Projection is primarily attributed to:

- Increases in State Grants (\$5.8 million) and Other Governmental Entity Reimbursements (\$3.7 million) due to the timing of construction projects, offset by a decrease in Motor Vehicle Gasoline Tax (\$2.1 million) due to the COVID-19 pandemic.

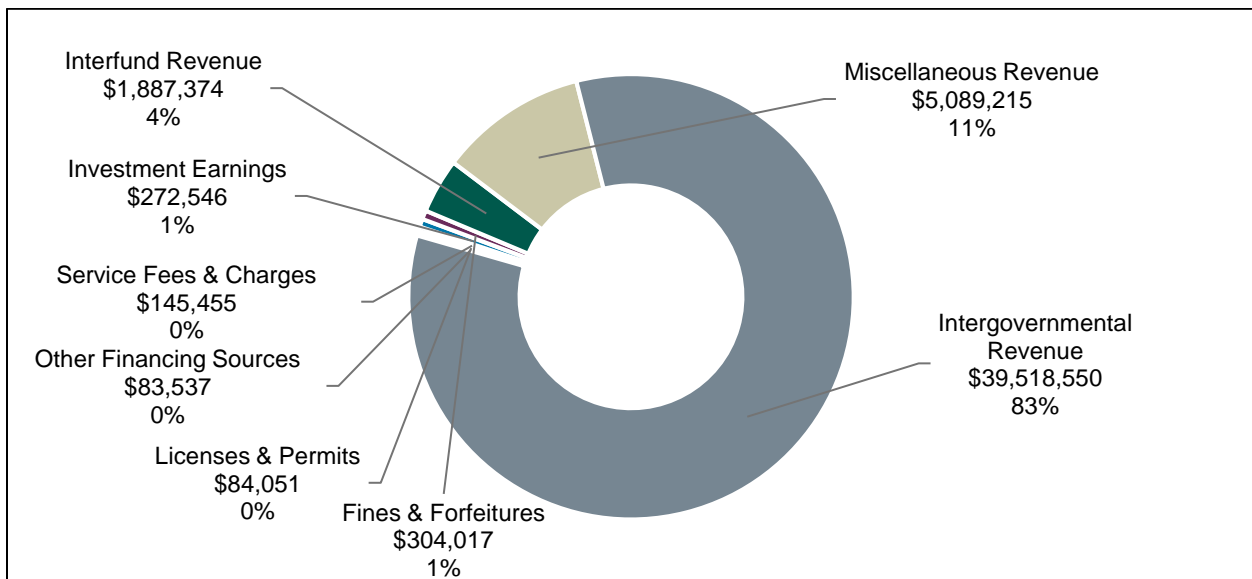
Comparison: 2020 Approved to 2021 Recommended

	2020 Approved	2021 Recommended	Variance \$	%
General Fund	\$0	\$0	\$0	N/A
Non-General Fund	\$54,064,931	\$47,384,745	(\$6,680,186)	-12.4%
Total	\$54,064,931	\$47,384,745	(\$6,680,186)	-12.4%

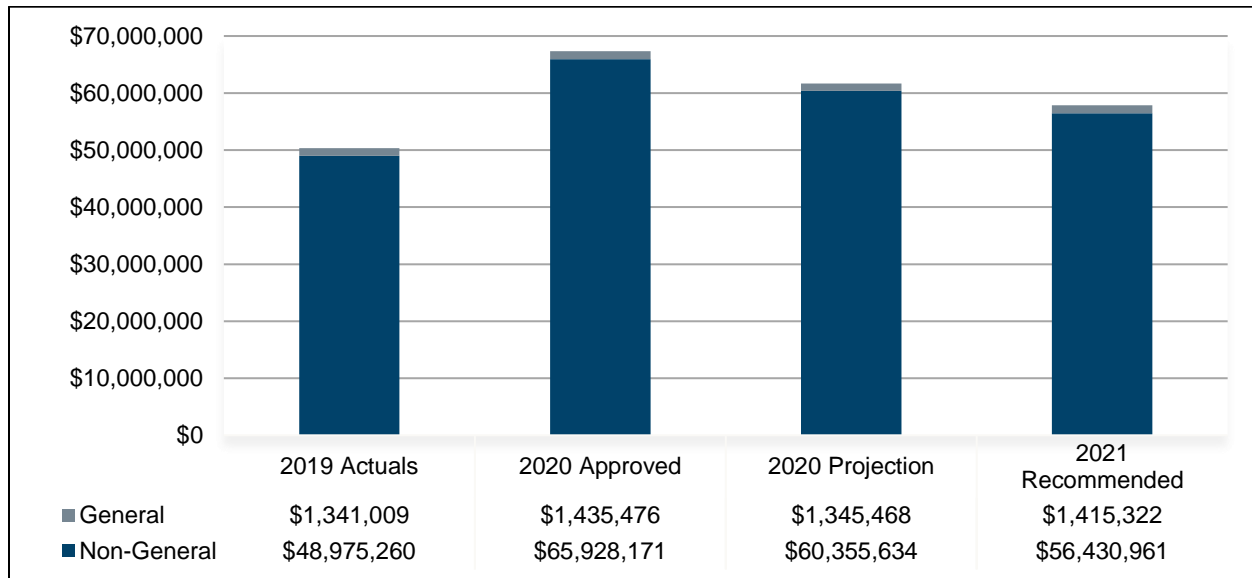
The \$6,680,186 decrease from the 2020 Approved Budget to the 2021 Recommended Budget is primarily attributed to:

- Decreases in State (\$4.6 million) and Federal Grants (\$4.1 million) due to fluctuations in state and federal funding, offset by an increase in Other Government Contributions (\$1.8 million).

**2021 Recommended Budget
Revenues by Category**



Budget Summary – Expenditures



Significant items in the 2021 Recommended Budget

Object Code	Budgeted Amount	% of Budget
PERSONAL SERVICES & FRINGE	\$19,108,002	33.0%
INFRASTRUCTURE REPAIRS/IMPROVE	\$9,889,230	17.1%
ROAD CONSTRUCTION	\$6,498,020	11.2%
BRIDGE CONSTRUCTION	\$5,645,000	9.8%
ARCH/ENGINEERING CAPITAL EXP	\$2,629,270	4.5%
BLDG REMODELING/REHABILITATION	\$1,350,000	2.3%
LAND PURCHASE	\$1,220,000	2.1%
HEAVY MACHINERY	\$1,220,000	2.1%
BUILDING MAINTENANCE & REPAIR	\$1,040,000	1.8%
GASOLINE & OTHER FUELS	\$850,000	1.5%
OTHER	\$8,396,761	14.5%
TOTAL	\$57,846,283	100.0%

Comparison: 2020 Approved to 2020 Projection

	2020 Approved	2020 Projection	Variance	
			\$	%
General Fund	\$1,435,476	\$1,345,468	(\$90,008)	-6.3%
Non-General Fund	\$65,928,171	\$60,355,634	(\$5,572,537)	-8.5%
Total	\$67,363,647	\$61,701,102	(\$5,662,545)	-8.4%

The \$5,662,545 decrease from the 2020 Approved Budget to the 2020 Projection is primarily attributed to:

- A decrease in Personal Services (\$0.1 million) in the General Fund.
- A decrease in Materials & Services (\$3.5 million), Personal Services (\$1.6 million), and Capital Outlays (\$0.5 million) in Non-General Funds due to the COVID-19 pandemic.

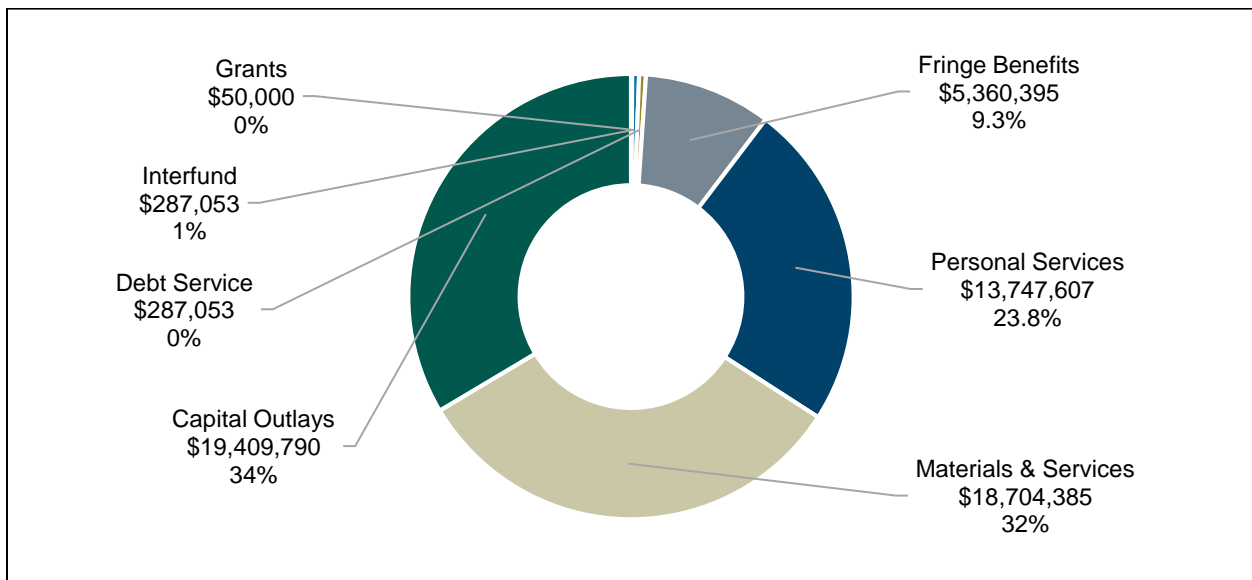
Comparison: 2020 Approved to 2021 Recommended

	2020 Approved	2021 Recommended	Variance	
			\$	%
General Fund	\$1,435,476	\$1,415,322	(\$20,154)	-1.4%
Non-General Fund	\$65,928,171	\$56,430,961	(\$9,497,210)	-14.4%
Total	\$67,363,647	\$57,846,283	(\$9,517,364)	-14.1%

The \$9,517,364 decrease from the 2020 Approved Budget to the 2021 Recommended Budget is primarily attributed to:

- A decrease in Capital Outlays (\$6.9 million) and Materials & Services (\$1.7 million) due to the timing of construction projects as well as fluctuations in state and federal funding.

**2021 Recommended Budget
Expenditures by Category**



Budget Summary – FTEs

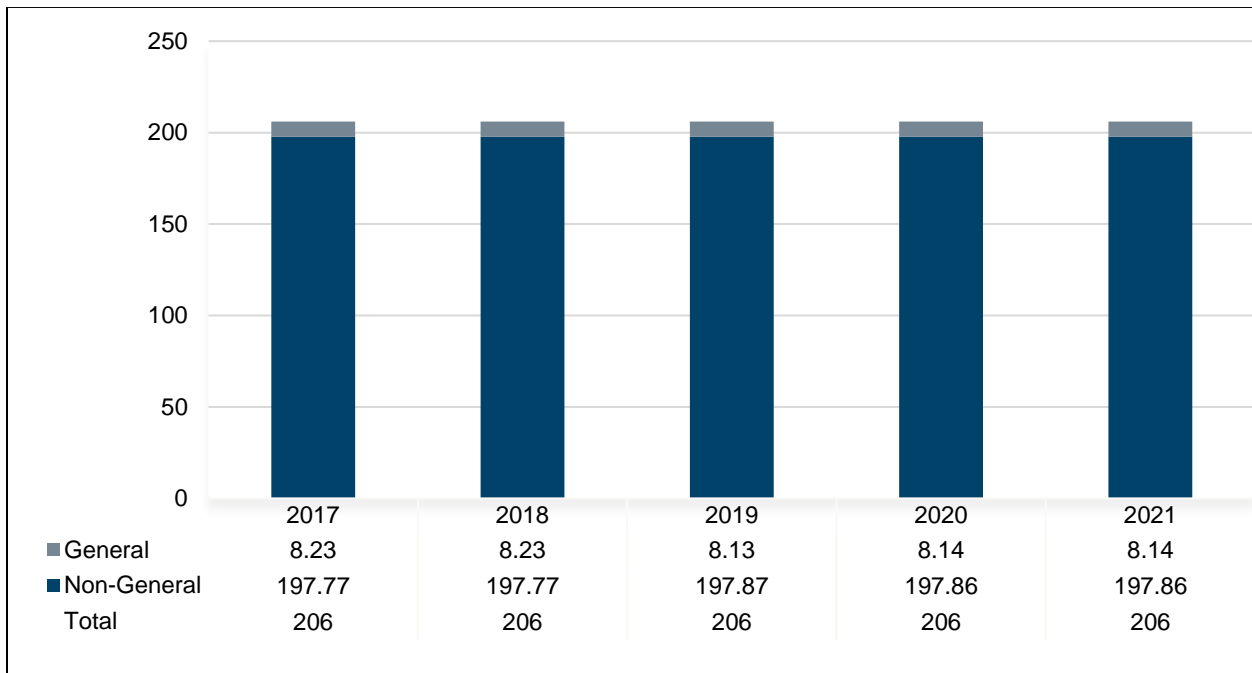
	2020 Budget	2021 Recommended	Recommended Budget as % of Total FTEs
General Fund	8.14	8.14	4.0%
Non-General Fund	197.86	197.86	96.0%
Total Agency FTEs	206	206	100.0%

There is no change in Total FTEs from the 2020 Budget to the 2021 Recommended Budget.

New Positions

Position Title	# of Positions	Annual Salary	Source
<i>None</i>	<i>n/a</i>	<i>n/a</i>	<i>n/a</i>

Budgeted FTE History



Vacancy Credit

The vacancy credit process is designed to more accurately reflect the true expenditures for Personal Services and Fringe Benefits within the agency budget request. The calculations for the budget process begin with funding all approved positions for the entire year. Vacancy credits take into account that not all approved positions will be filled for the entire year. The methodology historically used by OMB to estimate an agency's vacancy credit utilizes a four-year history of unused personnel budgets to estimate an appropriate vacancy credit. However, recommendations may vary from the four-year average due to staffing trends or the number of positions supported within a fund.

Salaries & Wages

	2020 Budget	Four-year Average	2021 Recommended	% Point Change to:	
				PY Budget	Average
General Fund	5.0%	10.7%	5.5%	0.5%	-5.2%
Motor Vehicle and Gas Tax Fund	12.0%	17.1%	13.2%	1.2%	-3.9%
Stormwater Fund	0.0%	4.8%	0.0%	0.0%	-4.8%

While the vacancy credit for Salaries & Wages in the General Fund and the Motor Vehicle and Gas Tax Fund are below the four-year average, the rates are in line with the vacancy credits included in the 2020 Budget.

Given the number of FTEs supported by the of Stormwater Fund (2.15), no vacancy credit is included in this fund.

Fringe Benefits

	2020 Budget	Four-year Average	2021 Recommended	% Point Change to:	
				PY Budget	Average
General Fund	12.0%	8.7%	8.7%	-3.3%	0.0%
Motor Vehicle and Gas Tax Fund	12.0%	17.2%	17.2%	5.2%	0.0%
Stormwater Fund	0.0%	10.0%	0.0%	0.0%	-10.0%

There is no variance between the four-year average and the request in the General Fund and the Motor Vehicle and Gas Tax Fund.

Given the number of FTEs supported by the Stormwater Fund (2.15), no vacancy credit is included in this fund.

Roadway Infrastructure

Program Purpose:

The purpose of the Roadway Infrastructure Program is to provide and maintain roads, traffic control devices, and rights-of-way in a timely manner for the traveling public so that users of the county highway system can travel on safe and smooth roadways.

ORC Reference Mandating this Program:

Sections 5543.01 to 5543.19, 4504.03, 315.08 to 315.37, 6131.14 to 6131.49, 5553.06, 5555.06

Program Services:

Roadway load ratings, culvert load ratings, culvert inspections, pavement inspections, permit applications, road repairs, berm installations, berm repairs, roads resurfacing services, curb repairs, crack sealing services, surface treatments, pothole repairs, guardrail repairs, guardrail removals, catch basin repairs, culvert inventories, roadway inventories, traffic signal repairs, traffic signal preventive maintenance services, road sign removals, road sign designs, pavement marking tape installations, pavement marking paint installations, raised pavement markings, railroad crossing light and gate installations, dead animal removals, litter removals, road sweepings, tree removals, tree trimmings, ditch cleanings, catch basin cleanings, right-of-way mowing, herbicide applications, snow and ice removal, snow fence installations, snow fence removals, drainage surveys, road right-of-way surveys, truck permits, overload permits, miscellaneous permits within the right-of-way, utility permits, driveway permits, accident rate reports, zoning recommendations, traffic impact studies, study reviews, collision diagrams, intergovernmental agreements, consulting agreements, highway plans, right-of-way plans, plan reviews, environmental site assessments, soil borings, traffic capacity studies, traffic projections, traffic signal installations, road sign installations, raised pavement installations, hydraulic evaluations, engineering recommendations, right-of-way acquisitions, culvert installations, tile installations, drainage structure installations, drainage ditch enclosures, sidewalk installations, curb installations, construction inspections, ADA wheelchair ramp installations, material tests, construction zone installations, construction zone adjustments, construction zone inspections, subdivision inspections, and utility inspections

Core Principle:

Provide Efficient, Responsive & Fiscally Sustainable Government Operations

Linkage to Core Principle:

Creates access to transportation, ensuring safe & efficient county highway system for the public to use; promotes job creation

Program Budget Overview

	2020	2021	Variance	
	Approved	Recommended	\$	%
Personal Services	\$9,719,811	\$9,439,303	(\$280,508)	-2.9%
Fringe Benefits	\$3,913,063	\$3,653,600	(\$259,463)	-6.6%
Materials & Services	\$16,638,888	\$14,618,799	(\$2,020,089)	-12.1%
Capital Outlays	\$18,115,070	\$12,646,912	(\$5,468,158)	-30.2%
Debt Service	\$290,000	\$287,053	(\$2,947)	-1.0%
Interfund	\$203,500	\$287,053	\$83,553	41.1%
Total Expenditures	\$48,880,332	\$40,932,720	(\$7,947,612)	-16.3%

Bridge Infrastructure

Program Purpose:

The purpose of the Bridge Infrastructure Program is to provide and maintain bridges on the county highway system so that the traveling public can travel safely throughout the County.

ORC Reference Mandating this Program:

Chapter 6131, Sections 315.08 to 315.37, 5543, 5553.06, 5555.06, 5555.07

Program Services:

Intergovernmental agreements, consulting agreements, highway plans, bridge plans, right-of-way plans, right-of-way acquisitions, scope of services, plan reviews, consultants selected, environmental site assessments, soil borings, hydraulic evaluations, bridge construction, permits, construction inspections, material tests, construction zone installations and inspections, bridge load ratings, bridge inspections and inventories, and bridge repairs

Core Principle:

Provide Efficient, Responsive & Fiscally Sustainable Government Operations

Linkage to Core Principle:

Creates access to transportation, ensures a safe & efficient county highway system for the public to use, and promotes job creation

Program Budget Overview

	2020 Approved	2021 Recommended	Variance	
			\$	%
Personal Services	\$2,565,356	\$2,462,127	(\$103,229)	-4.0%
Fringe Benefits	\$1,126,482	\$1,002,136	(\$124,346)	-11.0%
Materials & Services	\$1,253,745	\$1,445,760	\$192,015	15.3%
Capital Outlays	\$8,205,625	\$6,737,878	(\$1,467,747)	-17.9%
Total Expenditures	\$13,151,208	\$11,647,901	(\$1,503,307)	-11.4%

Emergency Response

Program Purpose:

The purpose of the Emergency Response Program is to provide 24-hour contact with the public so that hazards can be addressed in a timely manner.

ORC Reference Mandating this Program:

Section 315.13

Program Services:

Emergency snow and ice removal, toxic spill cleanups, emergency dead animal removals, emergency road sweepings, emergency tree trimmings and/or removals, emergency road closures, emergency guardrail repair, other emergency storm responses, and emergency sign/signal repair/replacement

Core Principle:

Provide Efficient, Responsive & Fiscally Sustainable Government Operations

Linkage to Core Principle:

Responds to emergency calls quickly and efficiently, demonstrating responsiveness and fiscally sustainable government operations

Program Budget Overview

	2020 Approved	2021 Recommended	Variance	
			\$	%
Personal Services	\$322,513	\$299,526	(\$22,987)	-7.1%
Fringe Benefits	\$153,119	\$126,949	(\$26,170)	-17.1%
Materials & Services	\$8,764	\$23,650	\$14,886	169.9%
Total Expenditures	\$484,396	\$450,125	(\$34,271)	-7.1%

Survey

Program Purpose:

The purpose of the Survey Program is to provide a countywide geodetic survey control network and related services for the engineering/surveying community so they can produce consistent, accurate, timely and cost effective land surveys.

ORC Reference Mandating this Program:

Sections 315.08, 315.14 to 315.32, 5301.01, 709.03, 4504.01 to 4504.05, 5543, 5309.20, 5553.06, & 5713.09

Program Services:

Global Positioning System (GPS) surveys, survey monument repairs, survey monument fabrications, survey monument removals, survey monument installations, drainage surveys, precise leveling surveys, monument retracements, road right-of-way surveys, as-built surveys, topographic surveys, right-of-way staking, construction surveys, county boundary surveys.

Core Principle:

Provide Efficient, Responsive & Fiscally Sustainable Government Operations

Linkage to Core Principle:

Provides accurate network of reference points and property surveys, determines geographic information on properties and accurate information on land and projects

Program Budget Overview

	2020	2021	Variance	
	Approved	Recommended	\$	%
Personal Services	\$757,489	\$733,426	(\$24,063)	-3.2%
Fringe Benefits	\$310,049	\$288,038	(\$22,011)	-7.1%
Materials & Services	\$263,501	\$248,946	(\$14,555)	-5.5%
Total Expenditures	\$1,331,039	\$1,270,410	(\$60,629)	-4.6%

Mapping

Program Purpose:

The purpose of the Mapping Program is to provide property related information and mapping services for the members of the general public and government agencies so they can travel around the county, transfer ownership and develop property efficiently.

ORC Reference Mandating this Program:

Sections 5301.01, 709.03, 4504.01 to 4504.05, 5713.10, 5543.06, 5309.20, 315.08 to 315.37, & 5713.09

Program Services:

Annexation reviews, deed descriptions, subdivision plat approvals, survey plat approvals, road vacations, road name changes, road record volumes, addresses, tax parcel maps, highway map and atlas

Core Principle:

Provide Efficient, Responsive & Fiscally Sustainable Government Operations

Linkage to Core Principle:

Supports land and property information preservation, maintains good land records, ensures accurate land use records, promotes job creation and overall resident satisfaction

Program Budget Overview

	2020 Approved	2021 Recommended	Variance	
			\$	%
Personal Services	\$582,939	\$574,129	(\$8,810)	-1.5%
Fringe Benefits	\$226,437	\$215,093	(\$11,344)	-5.0%
Materials & Services	\$12,000	\$12,000	\$0	0.0%
Total Expenditures	\$821,376	\$801,222	(\$20,154)	-2.5%

Stormwater Infrastructure

Program Purpose:

The purpose of the Stormwater Infrastructure Program is to identify, provide and maintain the county ditches, county storm pipe systems and county storm detention systems to control and manage stormwater runoff so that it does not create a safety hazard or cause damage to the transportation infrastructure and to provide a timely response to inquiries and complaints so that problems concerning stormwater can be addressed in an efficient and effective manner.

ORC Reference Mandating this Program:

6117.01(C)

Program Services:

Ditch inspection, ditch cleaning, ditch repair, ditch construction, storm pipe and catch basin inspection, storm pipe and catch basin cleaning, storm pipe and catch basin repair, storm pipe and catch basin construction, stormwater detention system inspection, stormwater detention system maintenance and stormwater detention system repair, investigation of complaint, formulation of a remedy for the problem, perform emergency repair

Core Principle:

Provide Efficient, Responsive & Fiscally Sustainable Government Operations

Linkage to Core Principle:

Addresses illicit discharge and maintains clean storm water. Maintaining and installing Best Management Practices (BMP) during construction leads to satisfied residents.

Program Budget Overview

	2020 Approved	2021 Recommended	Variance	
			\$	%
Personal Services	\$240,479	\$239,096	(\$1,383)	-0.6%
Fringe Benefits	\$81,587	\$74,579	(\$7,008)	-8.6%
Materials & Services	\$2,298,230	\$2,355,230	\$57,000	2.5%
Capital Outlays	\$25,000	\$25,000	\$0	0.0%
Grants	\$50,000	\$50,000	\$0	0.0%
Total Expenditures	\$2,695,296	\$2,743,905	\$48,609	1.8%

*This program includes the General Fund support to the Franklin Soil & Water Conservation District in the amount of \$589,100.