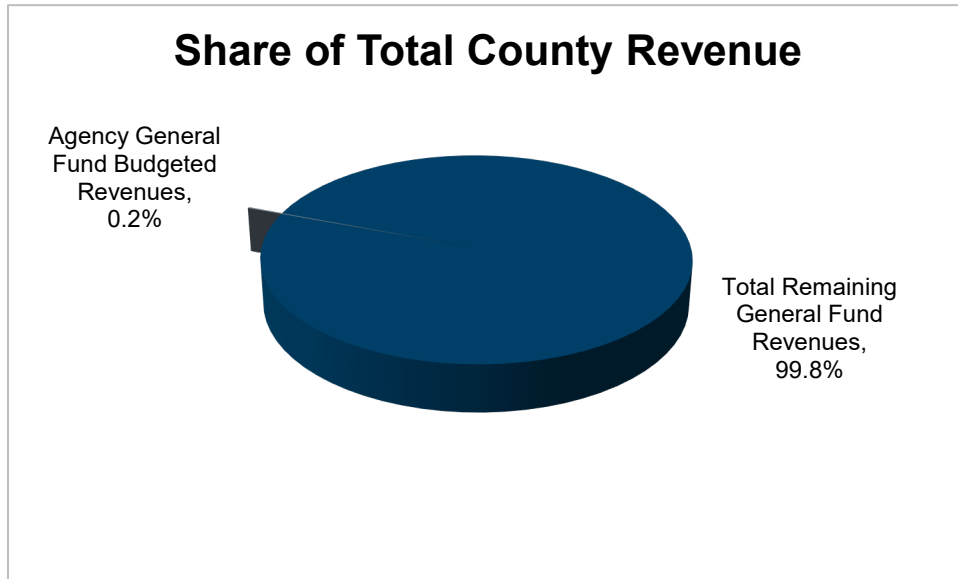
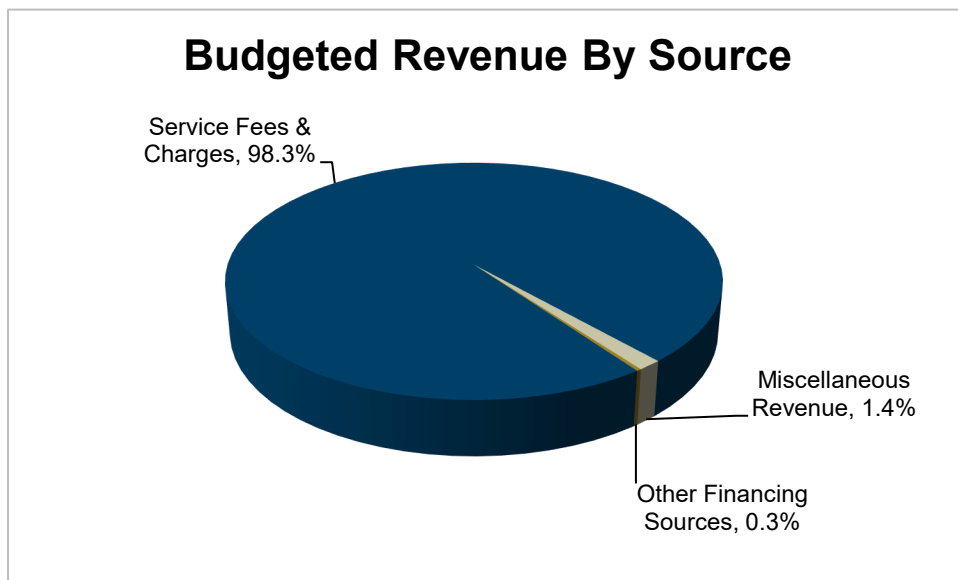


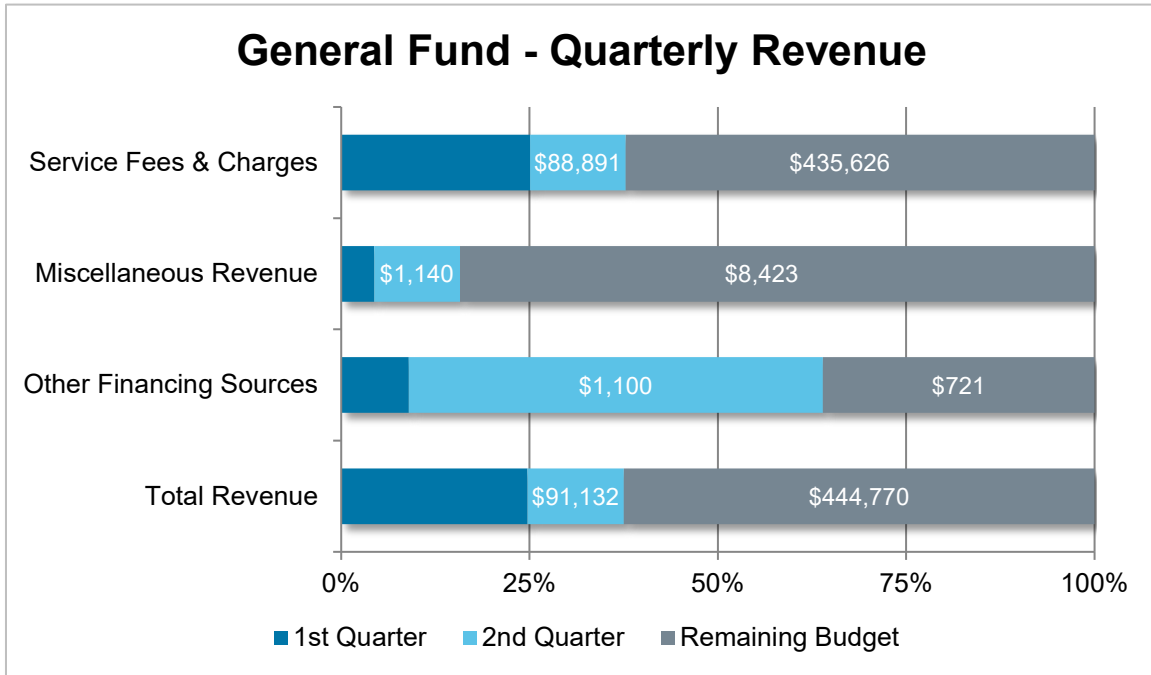
General Fund – Revenue Analysis



- The General Fund revenue for General Services is estimated to be **\$712,000** for 2021, which is **0.2%** of the total budgeted revenue for the General Fund.



- The main sources of General Fund revenue for General Services are chargebacks to non-general fund agencies provided through the Mail Services, Graphic Arts, and Vehicle Management and Maintenance programs.



Actuals	1 <sup>st</sup> Quarter	2 <sup>nd</sup> Quarter	3 <sup>rd</sup> Quarter	4 <sup>th</sup> Quarter	YTD	Total*
Prior Year	\$207,360	\$169,408	\$141,233	\$237,324	\$376,768	\$755,325
Current Year	\$176,099	\$91,132			\$267,230	\$712,000

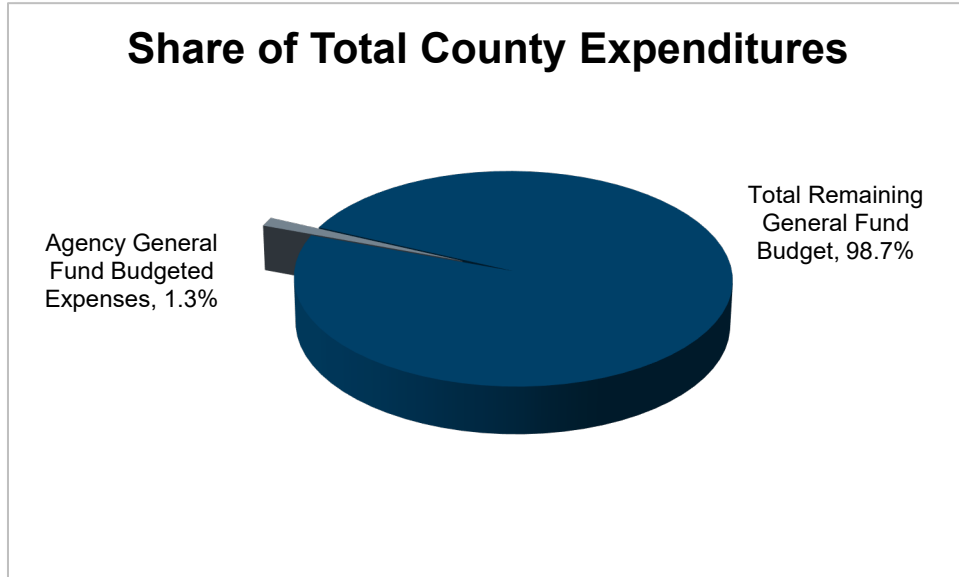
*\*Current year total represents revised budget.*

- Second quarter revenue of **\$91,132** represents **12.8%** of the budgeted amount for the year. YTD revenue of **\$267,230** represents **37.5%** of the budgeted amount for the year.
- The three major sources of revenue within Service Fees & Charges are received from the Graphic Arts, Mail Services, and Vehicle Management and Maintenance programs, as shown in the table below:

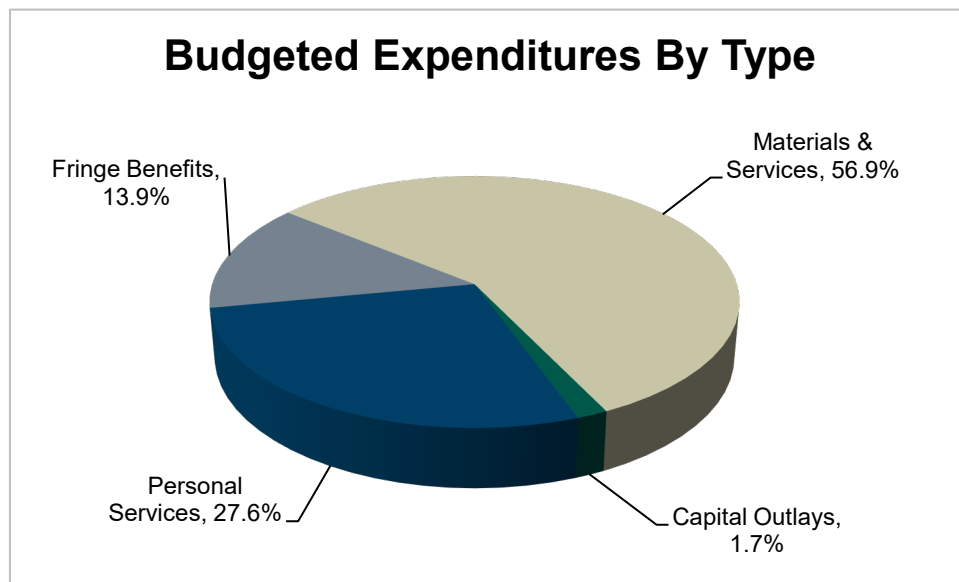
Program	2021 Budget	YTD Revenue	% of Budget Received
Graphic Arts	\$150,000	\$35,060	23.4%
Mail Services	\$400,000	\$150,318	37.6%
Vehicle Management and Maintenance	\$150,000	\$78,996	52.7%
<b>TOTAL</b>	<b>\$700,000</b>	<b>\$264,374</b>	<b>37.8%</b>

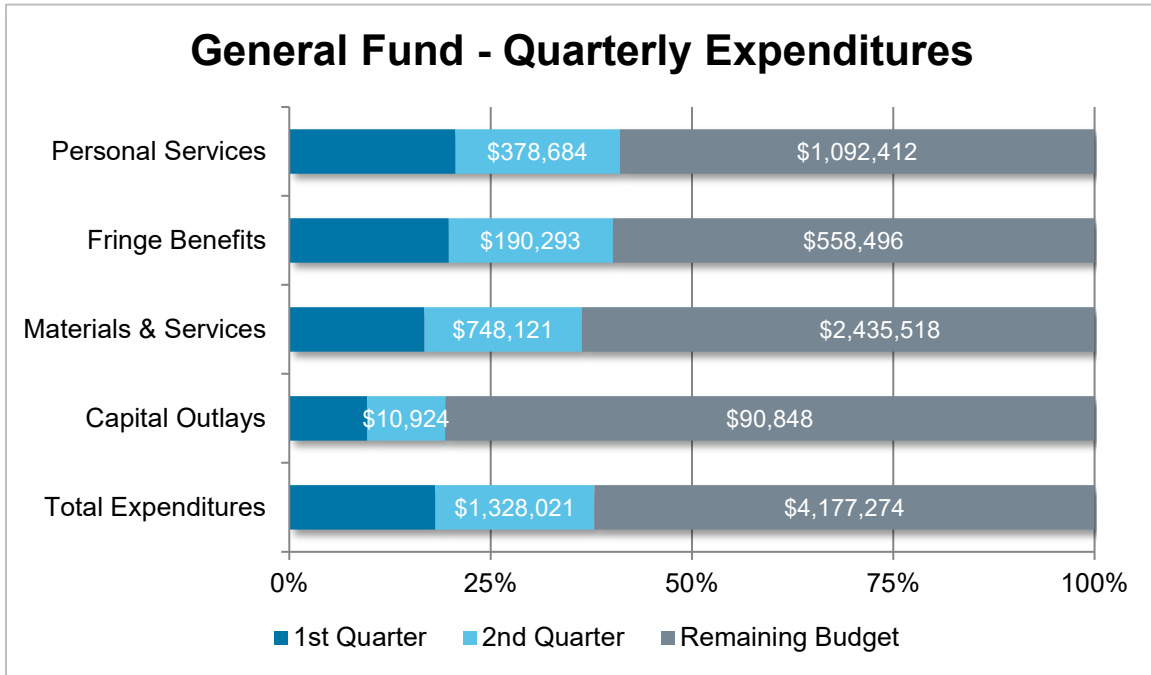
- Miscellaneous Revenue is primarily related to reimbursements for damages to county vehicles.
- Other Financing Sources Revenue is primarily related to the sale of county assets.

▲  
 General Fund – Expenditure Analysis



- The General Fund expenditures for General Services are estimated to be **\$6,725,431** for 2021, which is **1.4%** of the total budgeted expenditures for the General Fund.





Actuals	1 <sup>st</sup> Quarter	2 <sup>nd</sup> Quarter	3 <sup>rd</sup> Quarter	4 <sup>th</sup> Quarter	YTD	Total*
Prior Year	\$966,575	\$1,169,584	\$1,282,178	\$1,758,746	\$2,136,159	\$5,177,083
Current Year	\$1,220,136	\$1,328,021			\$2,548,157	\$6,725,431

\*Current year total represents revised budget.

- Second quarter expenditures of **\$1,328,021** represent **19.8%** of the budgeted amount for the year. YTD expenditures of **\$2,548,157** represent **37.9%** of the budgeted amount for the year.
- The expenditures within General Services support the Purchasing Department, Fleet Management, and the Office of Diversity Equity & Inclusion.
- Materials & Services expenditures through the end of the 2<sup>nd</sup> quarter were \$1,390,310 or 36.3% of the budgeted amount for the year. Of the amount expended through the end of the 2<sup>nd</sup> quarter, \$615,000 or 44.2% is related to the purchase of postal services. \$368,511 or 26.5% is related to the purchase of gasoline & other fuels.
- Capital Outlays expenditures through the end of the 2<sup>nd</sup> quarter were \$21,847 or 19.4% of the budgeted amount and were for the lease of Pitney Bowes software for Mail Services.

General Fund – Personal Services Analysis

Quarter	Agency Budget	Actual Expenditures	% of Budget
1 <sup>st</sup> Quarter	\$427,687	\$382,214	89.4%
2 <sup>nd</sup> Quarter	\$427,687	\$378,684	88.5%
3 <sup>rd</sup> Quarter	\$498,968		
4 <sup>th</sup> Quarter	\$498,968		
<b>Total</b>	<b>\$1,853,310</b>	<b>\$760,898</b>	<b>41.1%</b>

- There were twelve pay periods through the end of the 2<sup>nd</sup> quarter, which would equate to 46.2% of the budgeted amount. The variance is due to higher than anticipated vacancies within General Services during the 1<sup>st</sup> and 2<sup>nd</sup> quarters.

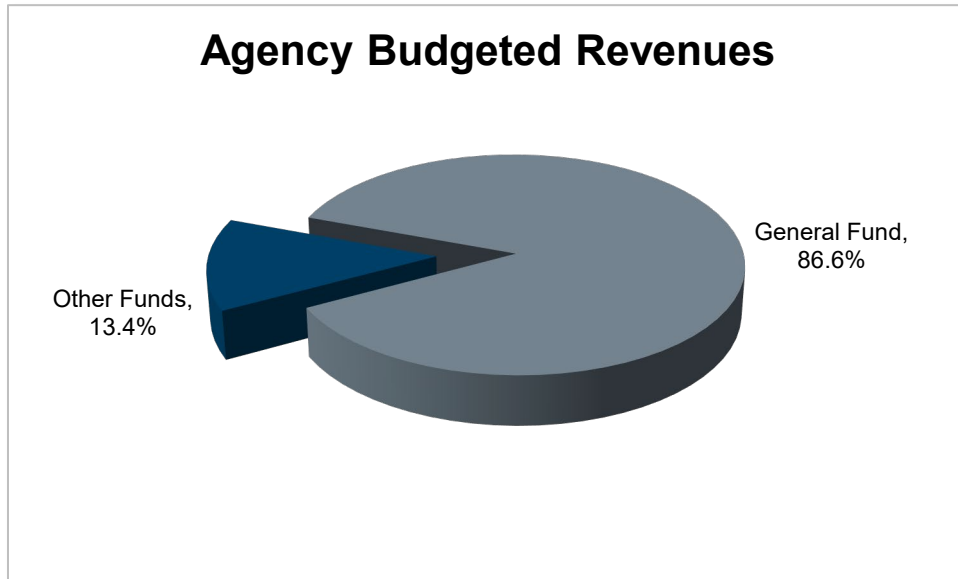
General Fund – Budget Corrective Items - Approved

Resolution No.	Amount	Type	Description
0022-21	\$19,066	Transfer from Reserves	Non-Bargaining Increase

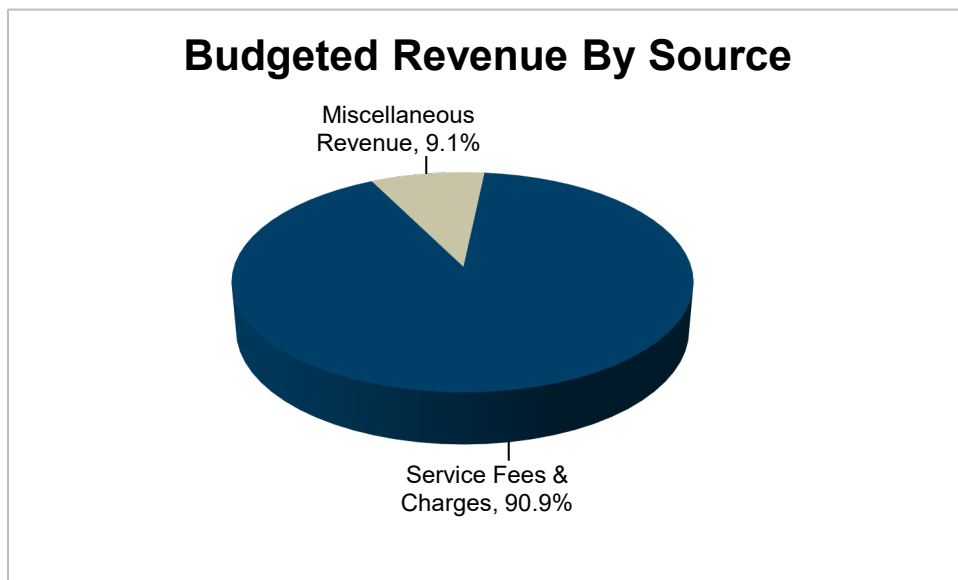
General Fund – Budget Corrective Items - Pending

- There are no requests currently pending that may impact the budget.

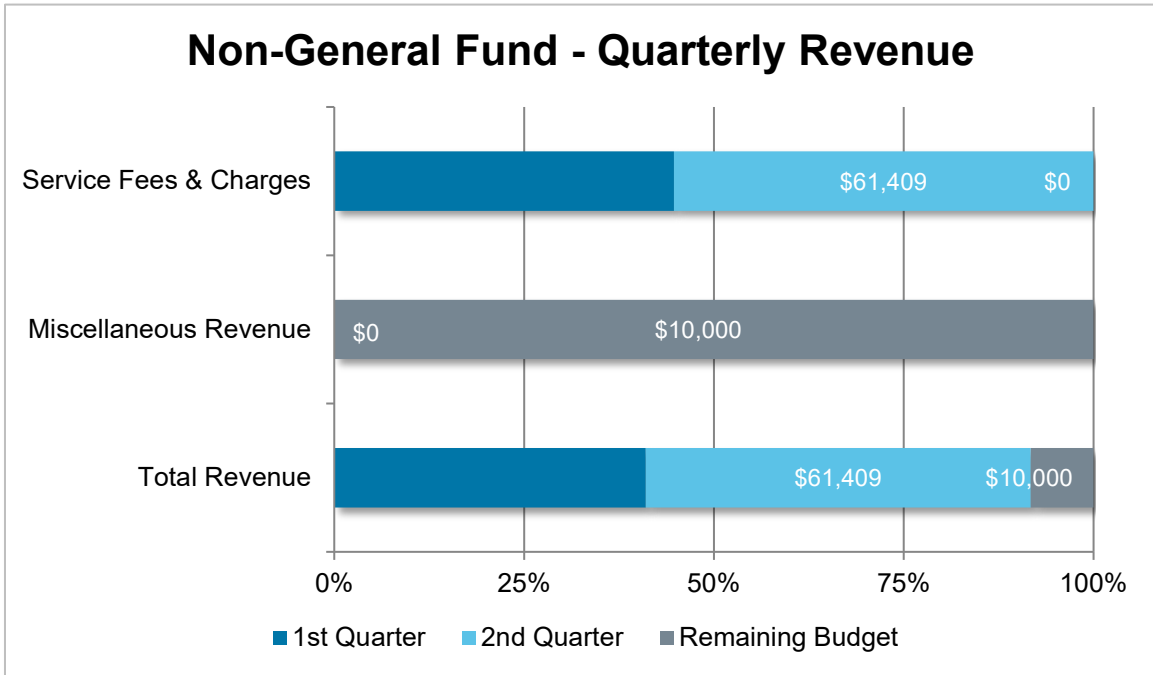
Non-General Fund – Revenue Analysis



- The non-general fund revenue for General Services is estimated to be **\$110,000** for 2021, which is **13.4%** of the total budgeted revenue for General Services.



- The main sources of non-general fund revenue for General Services are transfers from the General Fund and cruiser rental fees charged by the Sheriff's Office.

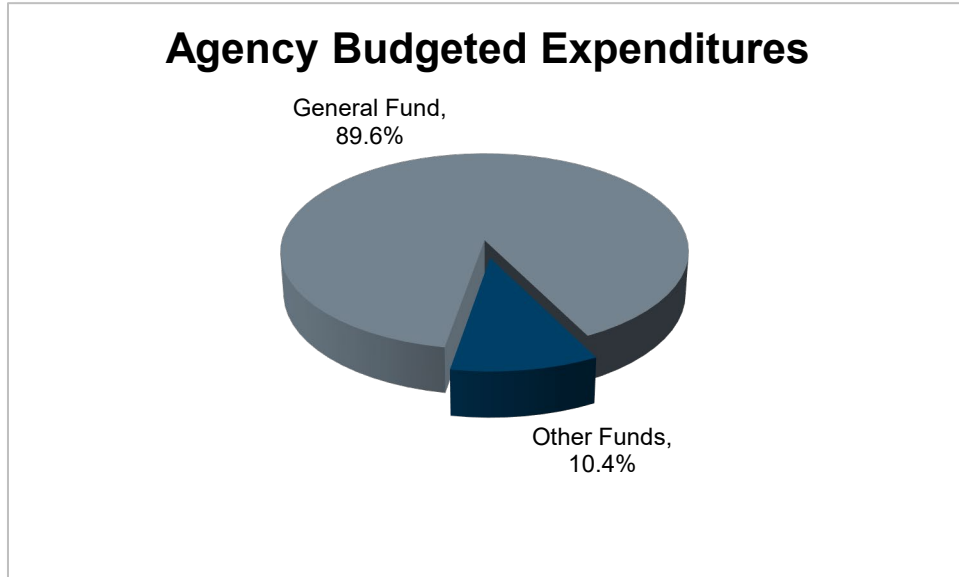


Actuals	1 <sup>st</sup> Quarter	2 <sup>nd</sup> Quarter	3 <sup>rd</sup> Quarter	4 <sup>th</sup> Quarter	YTD	Total*
Prior Year	\$29,772	\$54,760	\$82,386	\$1,071,630	\$84,532	\$1,238,548
Current Year	\$49,675	\$61,409			\$111,084	\$110,000

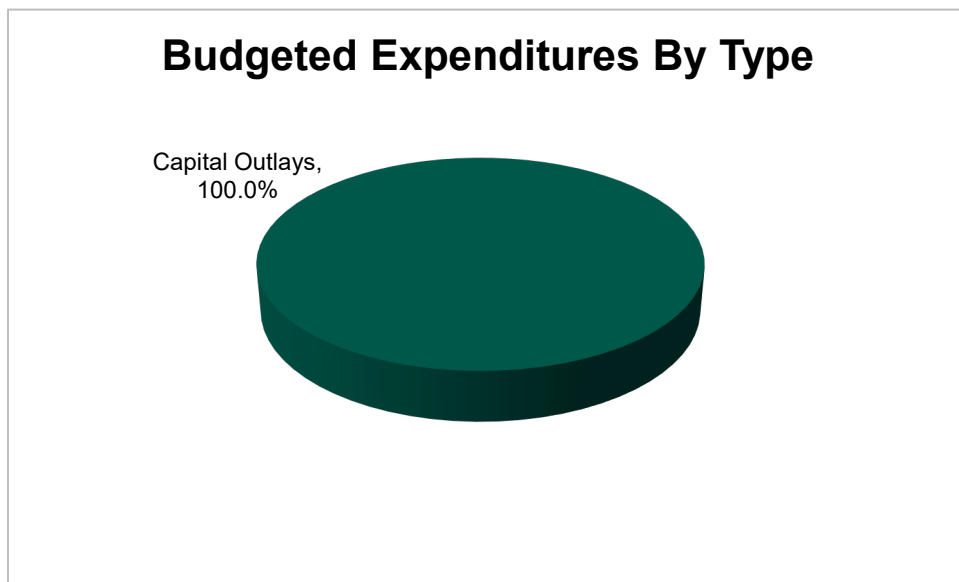
\*Current year total represents revised budget.

- Second quarter revenue of **\$61,409** represents **55.8%** of the budgeted amount for the year. YTD revenue of **\$111,084** represents **101.0%** of the budgeted amount for the year.
- Service Fees & Charges revenue through the end of the 2<sup>nd</sup> Quarter in the amount of \$49,675 is from the cruiser rental fees charged by the Sheriff's Office. The fees were previously deposited to the Rotary Fund in the Sheriff's Office but moved to the Fleet Capital Fund beginning in 2019.

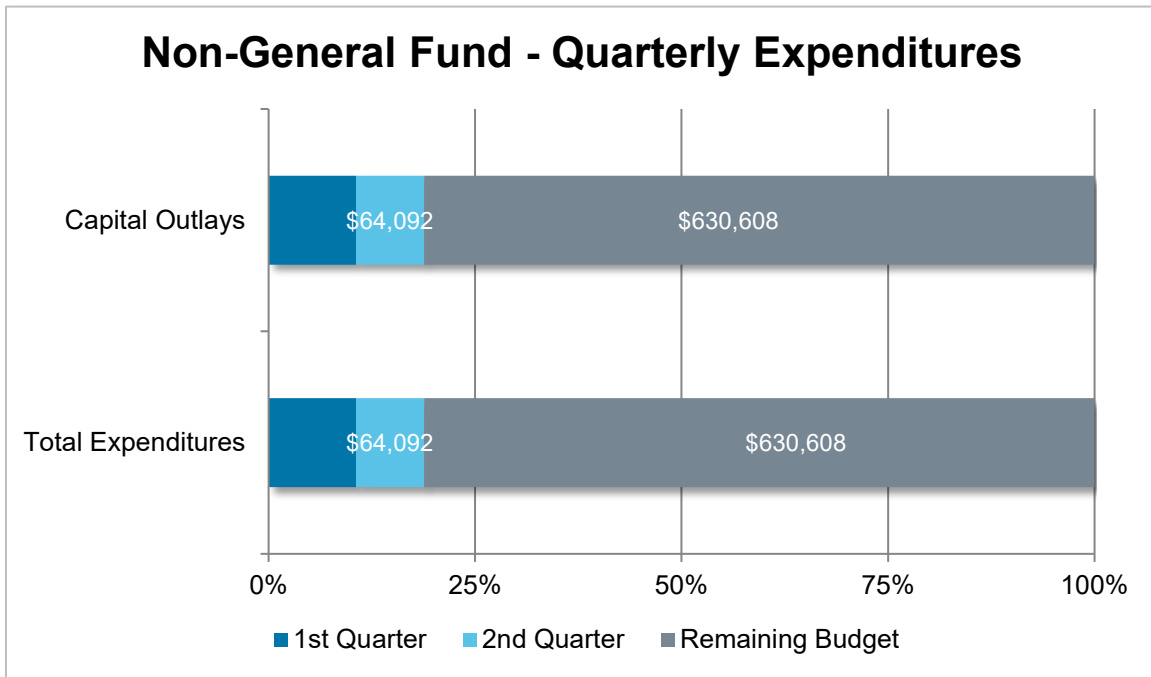
Non-General Fund – Expenditure Analysis



- The non-general fund expenditures for General Services are estimated to be **\$777,000** for 2021, which is **10.4%** of the total budgeted expenditures for General Services.







Actuals	1 <sup>st</sup> Quarter	2 <sup>nd</sup> Quarter	3 <sup>rd</sup> Quarter	4 <sup>th</sup> Quarter	YTD	Total*
Prior Year	\$244,978	\$210,605	\$947,886	\$144,614	\$455,583	\$1,548,083
Current Year	\$82,300	\$64,092			\$146,392	\$777,000

*\*Current year total represents revised budget.*

- Second quarter expenditures of **\$64,092** represent **8.3%** of the budgeted amount for the year. YTD expenditures of **\$146,392** represent **18.8%** of the budgeted amount for the year.
- Of the \$64,092 expended within Capital Outlays during the 2<sup>nd</sup> quarter, \$95,598 was for the purchase of vehicle equipment and \$5,920 was for vehicle leases. This was partially offset by a reimbursement of \$37,426 from the Sanitary Engineer for the purchase of a vehicle made during the 1<sup>st</sup> quarter.

#### Non-General Fund – Personal Services Analysis

- All of the Personal Services expenditures for General Services are within the General Fund.

#### Non-General Fund – Budget Corrective Items - Approved

- There were no approved requests that impacted the budget.

#### Non-General Fund – Budget Corrective Items - Pending

- There are no requests currently pending that may impact the budget.