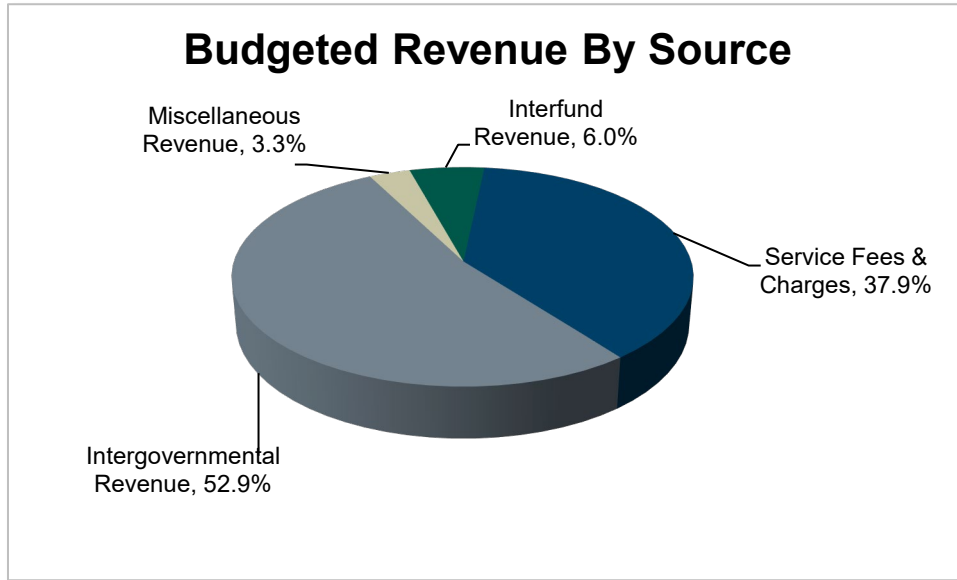
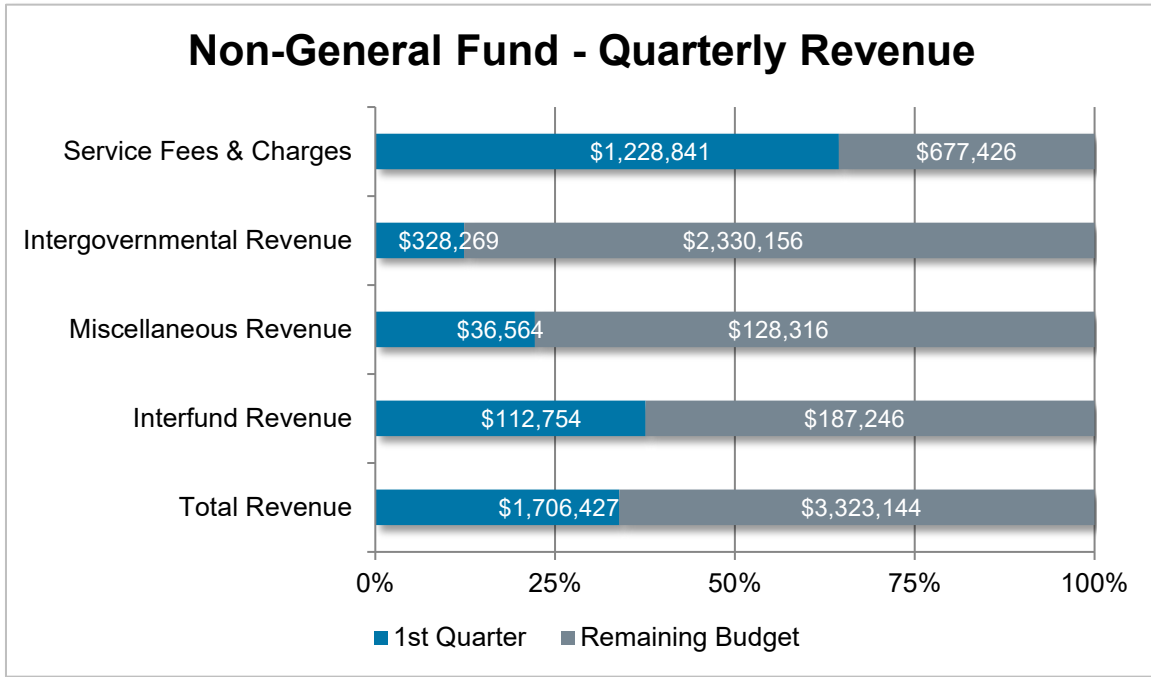


### Non-General Fund – Revenue Analysis



- The non-general fund revenue for Emergency Management and Homeland Security is estimated to be **\$5,029,571** for 2021.
- The main sources of non-general fund revenue for Emergency Management and Homeland Security are proportionate share amounts received from participating entities, grants for local emergency management efforts, the Emergency Management Preparedness Grant (EMPG), financial support from the Chemical Emergency Preparedness Advisory Council (CEPAC), fees and reimbursements from the purchase of warning sirens, radio billing fees collected from County and other local government entities, and grants awarded from the Law Enforcement State Homeland Security Program.



Actuals	1 <sup>st</sup> Quarter	2 <sup>nd</sup> Quarter	3 <sup>rd</sup> Quarter	4 <sup>th</sup> Quarter	YTD	Total*
Prior Year	\$2,238,642	\$355,588	\$509,124	\$3,488,251	\$2,238,642	\$6,591,605
Current Year	\$1,706,427				\$1,706,427	\$5,029,571

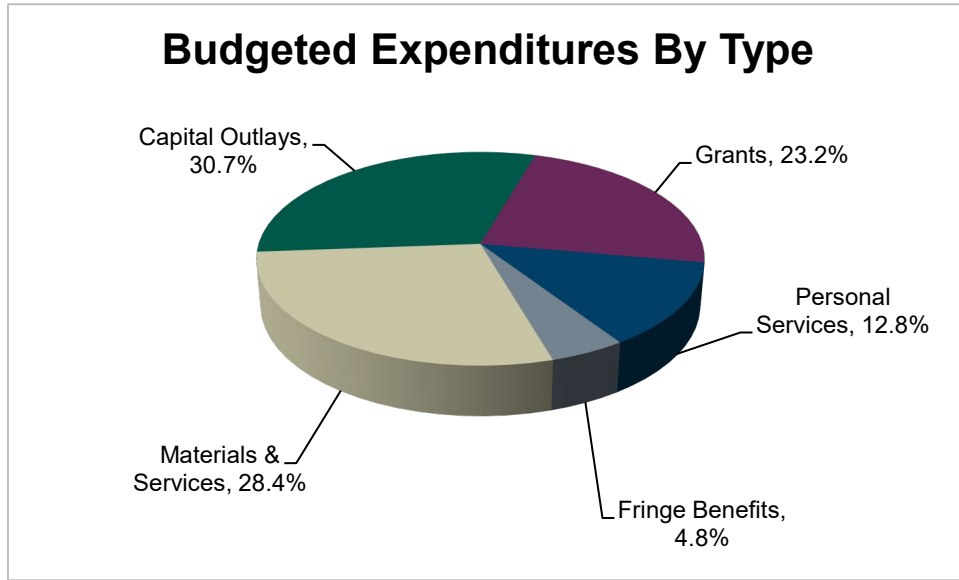
*\*Current year total represents revised budget.*

- First quarter revenue of **\$1,706,427** represents **33.9%** of the budgeted amount for the year.
- The decrease in revenue during the 1<sup>st</sup> quarter between 2020 and 2021 is due to the timing of federal grant reimbursements.
- Intergovernmental Revenue of \$328,269 represents 12.3% of the budgeted amount for the year and is primarily derived from federal grants and warning siren maintenance reimbursement from municipalities.
- Miscellaneous Revenue is primarily associated with the reimbursement from municipalities for the purchase of warning sirens. The revenue and associated expenditures are pass through and driven by the demand for repairs, replacements, and purchases of new sirens by municipalities.

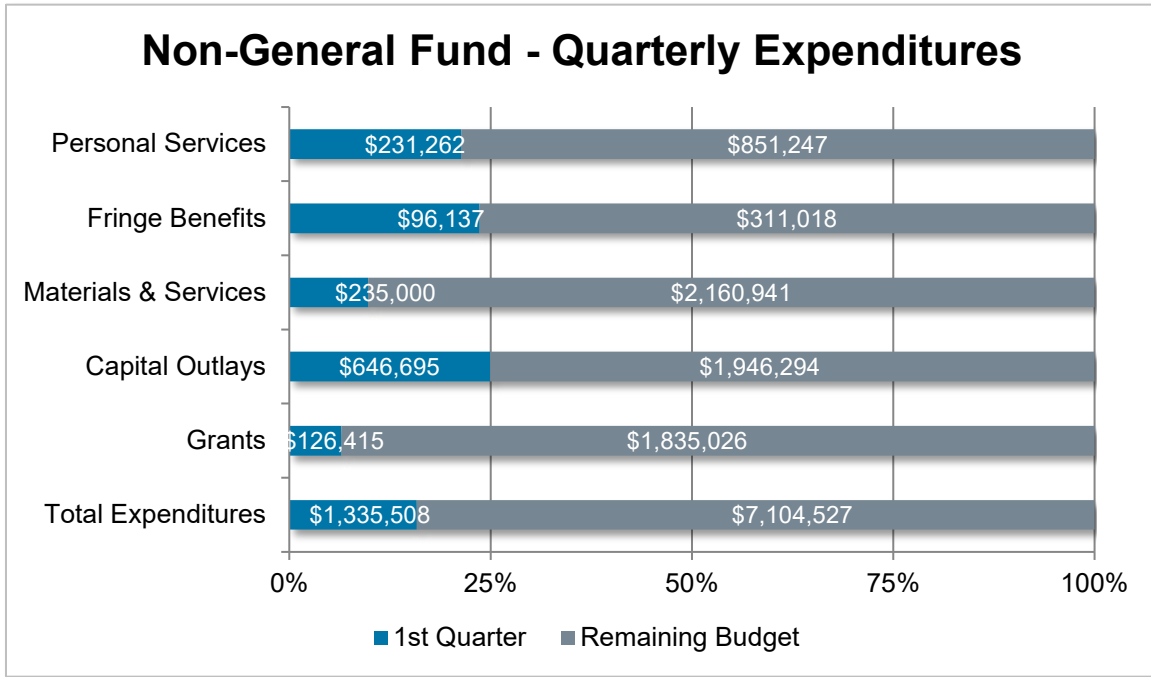
- First quarter Service Fees & Charges revenue include the proportionate shares of participating entities which are typically billed late in the 1<sup>st</sup> quarter and paid in the 2<sup>nd</sup> quarter. The proportionate shares of participating entities for 2021, which is the same as the amount in the prior year, are provided in the table below.

<b>City/Village</b>	<b>2021</b>
Bexley	16,674
Brice	107
Canal Winchester	8,774
Columbus	721,474
Dublin	65,611
<b>Franklin County</b>	<b>99,648</b>
Gahanna	36,220
Grandview	10,188
Grove City	37,769
Groveport	8,483
Harrisburg	244
Hilliard	37,110
Lockbourne	189
Marble Cliff	1,231
Minerva Park	1,403
New Albany	17,631
Obetz	5,552
Reynoldsburg	31,246
Riverlea	750
Upper Arlington	52,387
Urbancrest	848
Valleyview	446
Westerville	40,507
Whitehall	12,981
Worthington	18,790
<b>Total</b>	<b>1,226,267</b>

Non-General Fund – Expenditure Analysis



- The non-general fund expenditures for Emergency Management and Homeland Security are estimated to be **\$8,440,034** for 2021.



Actuals	1 <sup>st</sup> Quarter	2 <sup>nd</sup> Quarter	3 <sup>rd</sup> Quarter	4 <sup>th</sup> Quarter	YTD	Total*
Prior Year	\$1,112,249	\$724,921	\$1,472,157	\$843,398	\$1,112,249	\$4,152,725
Current Year	\$1,335,508				\$1,335,508	\$8,440,034

*\*Current year total represents revised budget.*

- First quarter expenditures of **\$1,335,508** represent **15.8%** of the budgeted amount for the year.
- First quarter Materials & Services expenditures of \$235,000 represent 9.8% of the budgeted amount for the year. Expenditures in this budget category during the 1<sup>st</sup> quarter were \$70,736 lower than the same period in 2020. The decrease is in line with federal grant receipts.
- First quarter Capital Outlays expenditures of \$646,695 represent 24.9% of the budgeted amount for the year and are related to the upgrade of the County’s radio system.
- First quarter Grants expenditures of \$126,415 represent 6.4% of the budgeted amount for the year. Expenditures within this budget category are expected to occur primarily in the 3<sup>rd</sup> and 4<sup>th</sup> quarters of the year and are expected to align with the budget by the end of the year.

Non-General Fund – Personal Services Analysis

Quarter	Agency Budget	Actual Expenditures	% of Budget
1 <sup>st</sup> Quarter	\$249,810	\$231,262	92.6%
2 <sup>nd</sup> Quarter	\$249,810		
3 <sup>rd</sup> Quarter	\$291,445		
4 <sup>th</sup> Quarter	\$291,445		
<b>Total</b>	<b>\$1,082,509</b>	<b>\$231,262</b>	<b>21.4%</b>

- There were six pay periods through the end of the 1<sup>st</sup> quarter, which would equate to 23.1% of the budgeted amount. The variance in Personal Services expenditures during the 1<sup>st</sup> quarter is attributed to the vacancy of one full time and two part-time positions, as well as a delay in allocating salary and wage increases to agency personnel. The date for the distribution of the wage increases has not yet been determined.

Non-General Fund – Budget Corrective Items - Approved

Resolution No.	Amount	Type	Description
0022-21	\$5,429	Supplemental	Non-Bargaining Increase
0023-21	\$52,513	Supplemental	CARES Act Reimbursement for the Purchase of Remote Call Taking Units
0172-21	\$263,761	Supplemental	FY20 State Homeland Security Program (SHSP) Grant Award
0173-21	\$115,000	Supplemental	FY20 SHSP – Law Enforcement (LE) Grant Award

Non-General Fund – Budget Corrective Items - Pending

- There are no requests currently pending that may impact the budget.