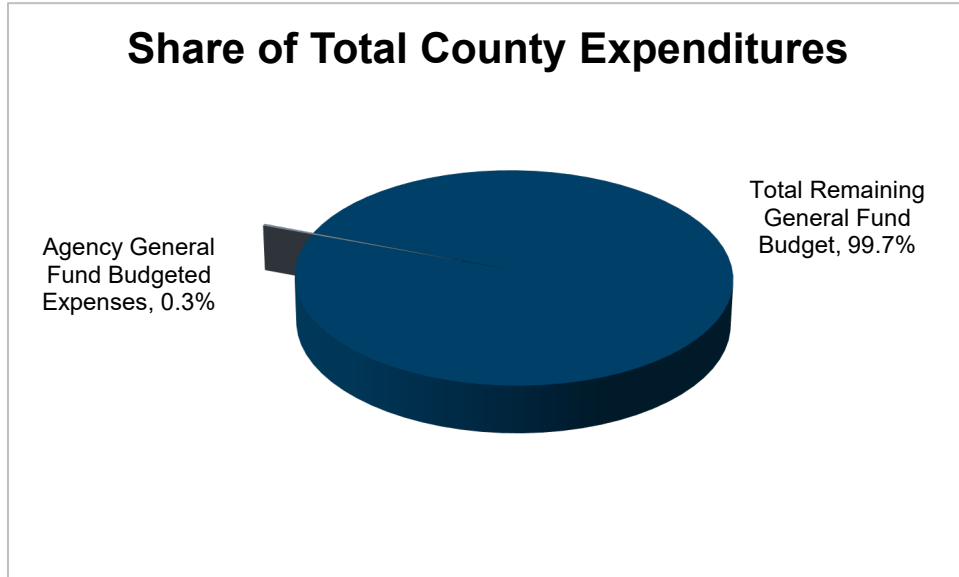
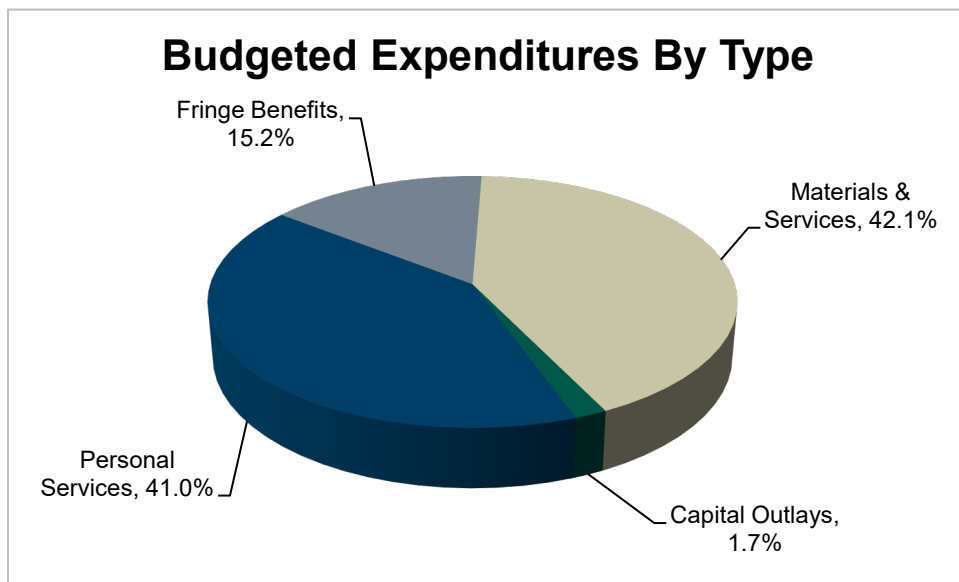
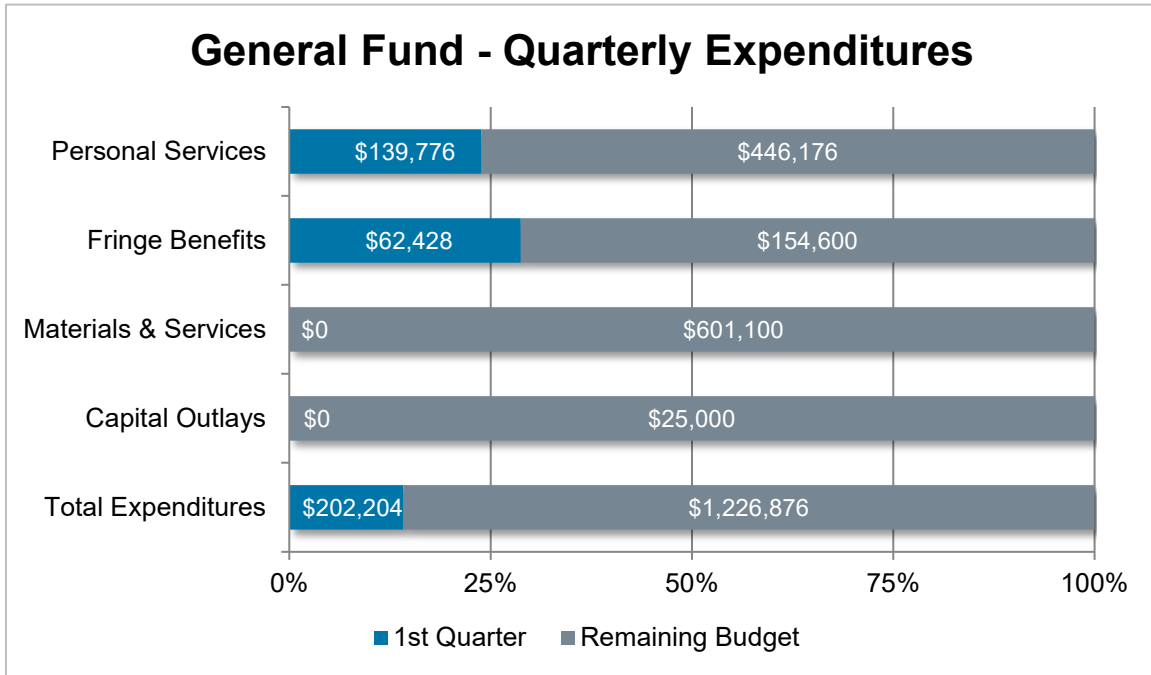


General Fund – Expenditure Analysis



- The General Fund expenditures for the Engineer's Office are estimated to be **\$1,429,080** for 2021, which is **0.3%** of the total budgeted expenditures for the General Fund.





Actuals	1 st Quarter	2 nd Quarter	3 rd Quarter	4 th Quarter	YTD	Total*
Prior Year	\$192,737	\$549,929	\$420,209	\$235,449	\$192,737	\$1,398,324
Current Year	\$202,204				\$202,204	\$1,429,080

**Current year total represents revised budget.*

- First quarter expenditures of **\$202,204** represent **14.2%** of the budgeted amount for the year.
- Materials & Services expenditures are primarily associated with payments to the Franklin Soil and Water Conservation District in support of the Stormwater Management Program. Expenditures were below the 25% threshold because no payments were made during the 1st quarter.

General Fund – Personal Services Analysis

Quarter	Agency Budget	Actual Expenditures	% of Budget
1 st Quarter	\$135,220	\$139,776	103.4%
2 nd Quarter	\$135,220		
3 rd Quarter	\$157,756		
4 th Quarter	\$157,756		
Total	\$585,952	\$139,776	23.9%

- There were six pay periods through the end of the 1st quarter, which would equate to 23.1% of the budgeted amount. The variance during the 1st quarter is due to lower than anticipated vacancies.

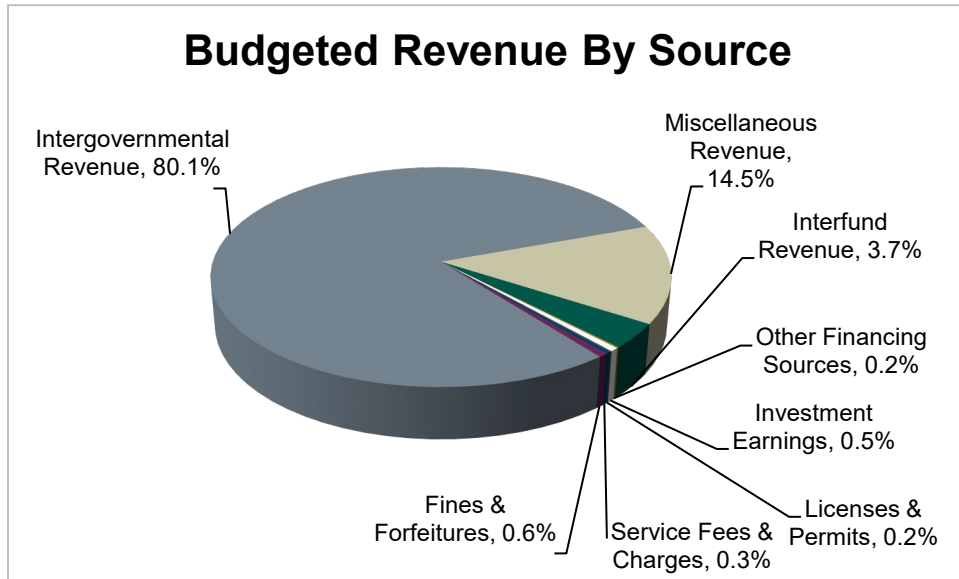
General Fund – Budget Corrective Items - Approved

Resolution No.	Amount	Type	Description
0022-21	\$13,758	Transfer from Reserves	Non-Bargaining Increase

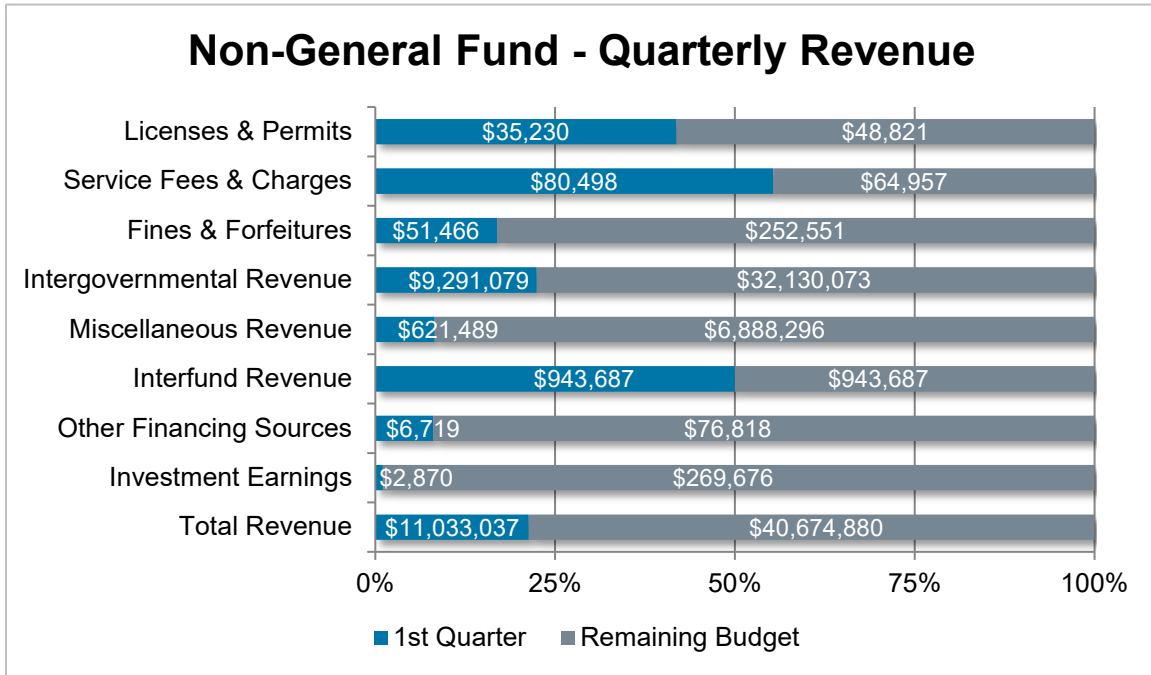
General Fund – Budget Corrective Items - Pending

- There are no requests currently pending that may impact the budget.

Non-General Fund – Revenue Analysis



- The non-general fund revenue for the Engineer's Office is estimated to be **\$51,707,917** for 2021, which is **100.0%** of the total budgeted revenue for the Engineer's Office.
- The main sources of non-general fund revenue for the Engineer's Office are:
 - State and Federal Grants and Motor Vehicle License and Taxes within the Motor Vehicle and Gas Tax Fund (Fund 2015)
 - Operating transfers from the General Fund within the Stormwater Management Fund (Fund 2095)

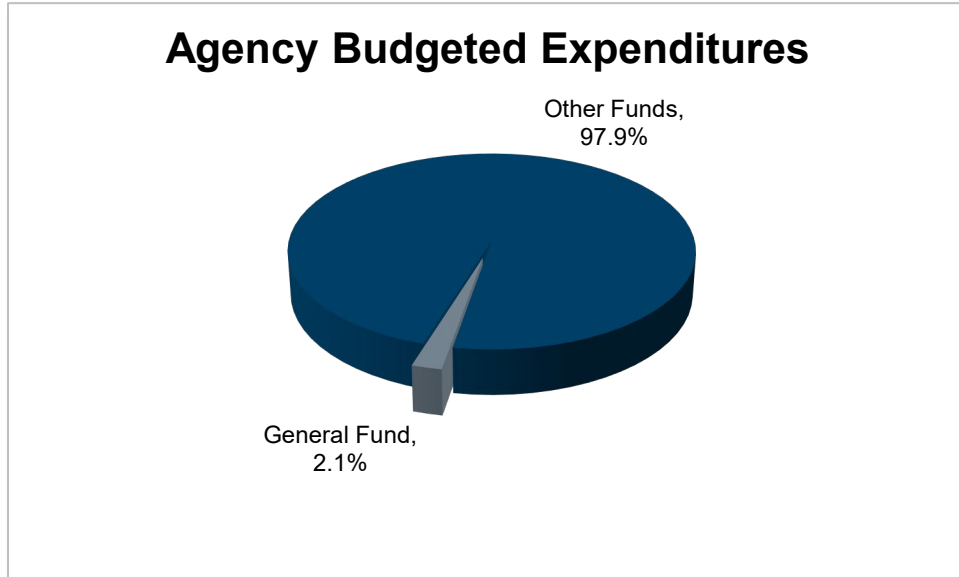


Actuals	1 st Quarter	2 nd Quarter	3 rd Quarter	4 th Quarter	YTD	Total*
Prior Year	\$14,227,239	\$10,282,853	\$13,306,873	\$20,300,607	\$14,227,239	\$58,117,572
Current Year	\$11,033,037				\$11,033,037	\$51,707,917

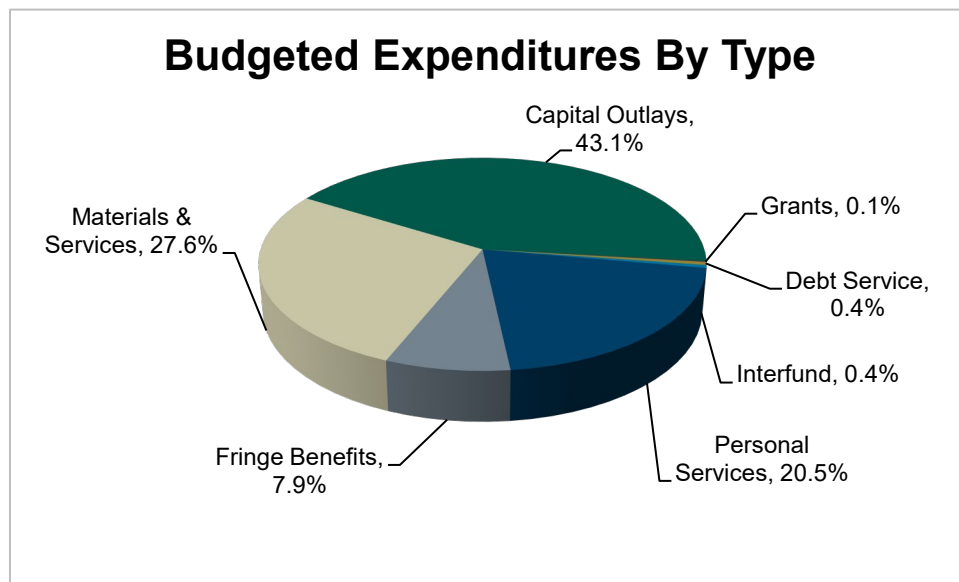
*Current year total represents revised budget.

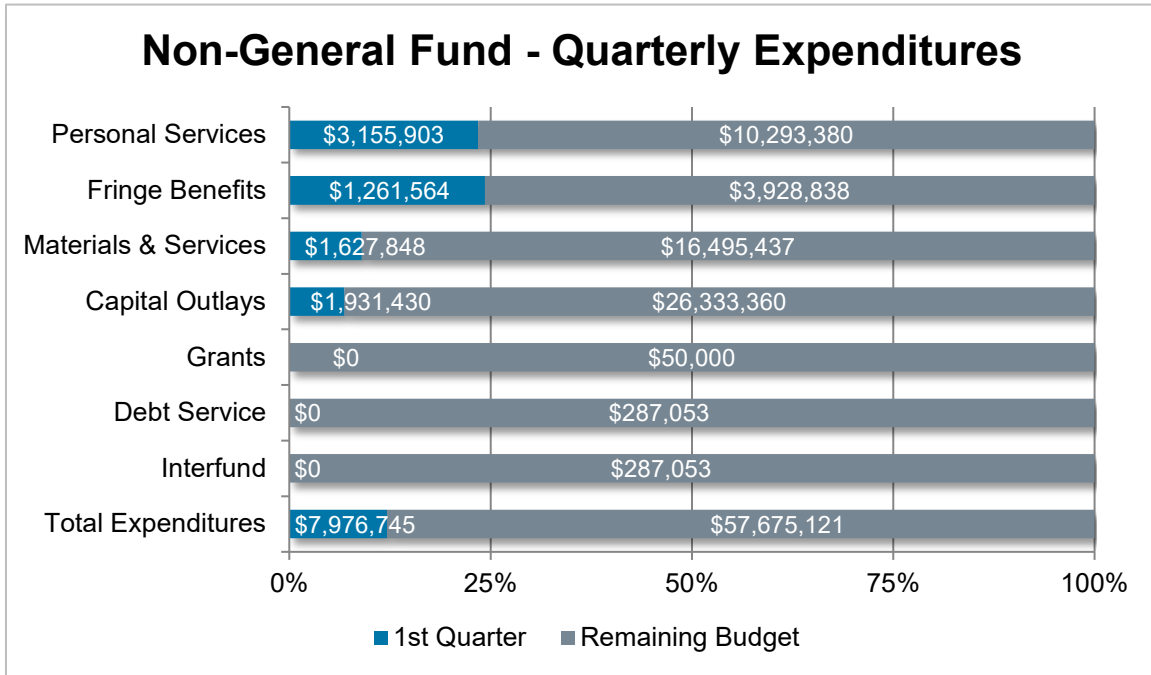
- First quarter revenue of **\$11,033,037** represents **21.3%** of the budgeted amount for the year.
- Intergovernmental Revenue includes State and Federal grants, motor vehicle license tax, and other government entity reimbursements. State and Federal grants are generally collected during the second half of the year and other government entity reimbursements are collected during the 4th quarter when projects are active.
- Miscellaneous Revenue includes revenue from other government entities for services obtained through collaboration on projects, of which 8.3% has been collected. The remaining budgeted revenues will be collected throughout the year.
- Interfund Revenue includes General Fund support of the Stormwater Management efforts. A transfer of \$943,687 from the General Fund occurred in the 1st quarter. The remaining transfer will occur during the 3rd quarter.

Non-General Fund – Expenditure Analysis



- The non-general fund expenditures for the Engineer's Office are estimated to be **\$65,651,866** for 2021, which is **97.9%** of the total budgeted expenditures for the Engineer's Office.





Actuals	1 st Quarter	2 nd Quarter	3 rd Quarter	4 th Quarter	YTD	Total*
Prior Year	\$7,657,497	\$12,185,623	\$13,514,527	\$22,061,751	\$7,657,497	\$55,419,398
Current Year	\$7,976,745				\$7,976,745	\$65,651,866

**Current year total represents revised budget.*

- First quarter expenditures of **\$7,976,745** represent **12.2%** of the budgeted amount for the year.
- Materials & Services and Capital Outlays, such as infrastructure repairs and improvement, land purchases, and heavy machinery, are typically expended during the 3rd and 4th quarters when projects are active.
- The budget for Debt Service is related to road construction, bridge construction, and other projects that are supported by the Ohio Public Works Commission (OPWC) loans and are typically expended during the 2nd and 4th quarters.
- The budget for Interfund is associated with the debt service transfers related to the various bond issuances of the County for road and bridge projects. The debt service transfers are scheduled for the 2nd and 4th quarters.

Non-General Fund – Personal Services Analysis

Quarter	Agency Budget	Actual Expenditures	% of Budget
1 st Quarter	\$3,103,681	\$3,155,903	101.7%
2 nd Quarter	\$3,103,681		
3 rd Quarter	\$3,620,961		
4 th Quarter	\$3,620,961		
Total	\$13,449,283	\$3,155,903	23.5%

- There were six pay periods through the end of the 1st quarter, which would equate to 23.1% of the budgeted amount. The variance during the 1st quarter is due to the timing of overtime expenditures.

Non-General Fund – Budget Corrective Items - Approved

Resolution No.	Amount	Type	Description
0022-21	\$320,905	Supplemental	Non-Bargaining Increase
0201-21	\$8,900,000	Supplemental	Various Construction and Other Capital Projects

Non-General Fund – Budget Corrective Items - Pending

- There are no requests currently pending that may impact the budget.