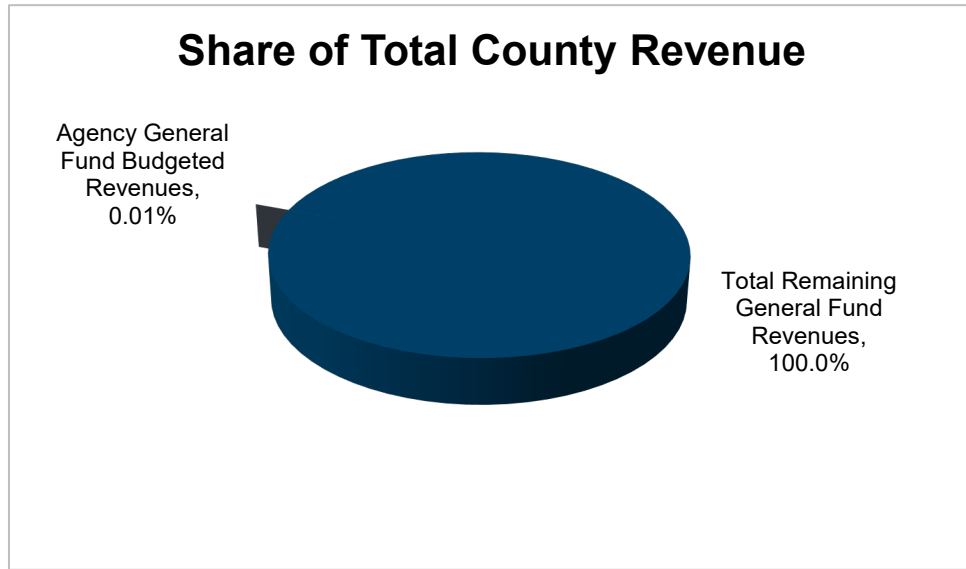
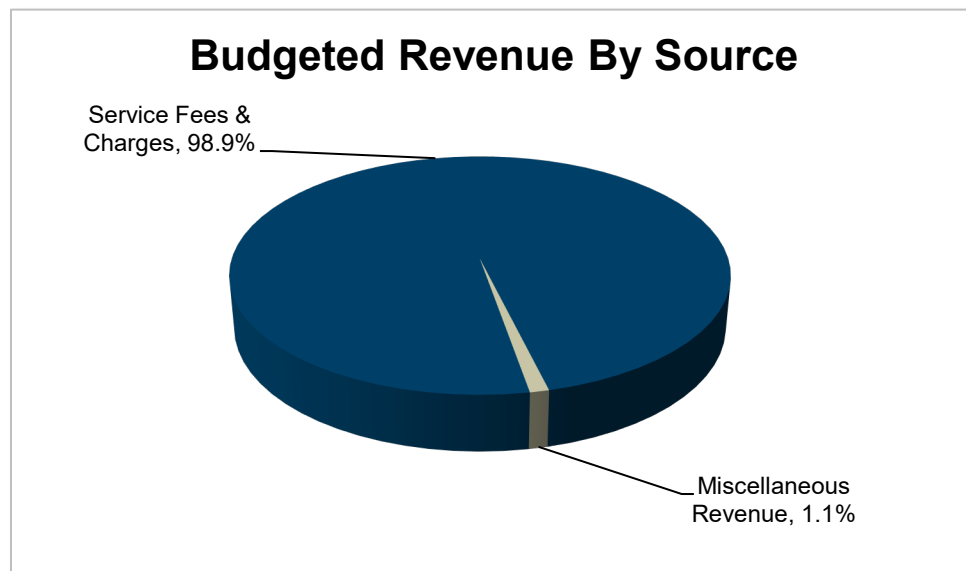


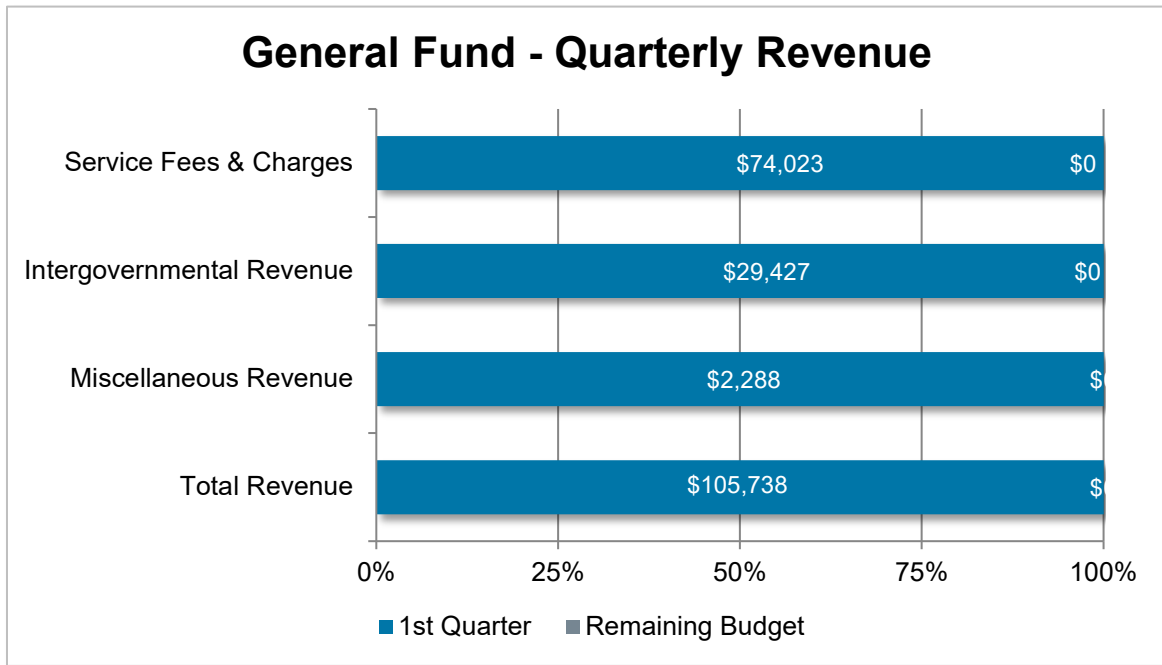
General Fund – Revenue Analysis



- The General Fund revenue for the Board of Elections is estimated to be **\$46,000** for 2021, which is **0.01%** of the total budgeted revenue for the General Fund.



- The main sources of General Fund revenue for the Board of Elections are fees charged to local governments in even numbered years to reimburse the agency for expenses related to the prior year's election and reimbursement from the state for such items as poll worker training, advertisement of state issues, and the mandatory recount of election results.

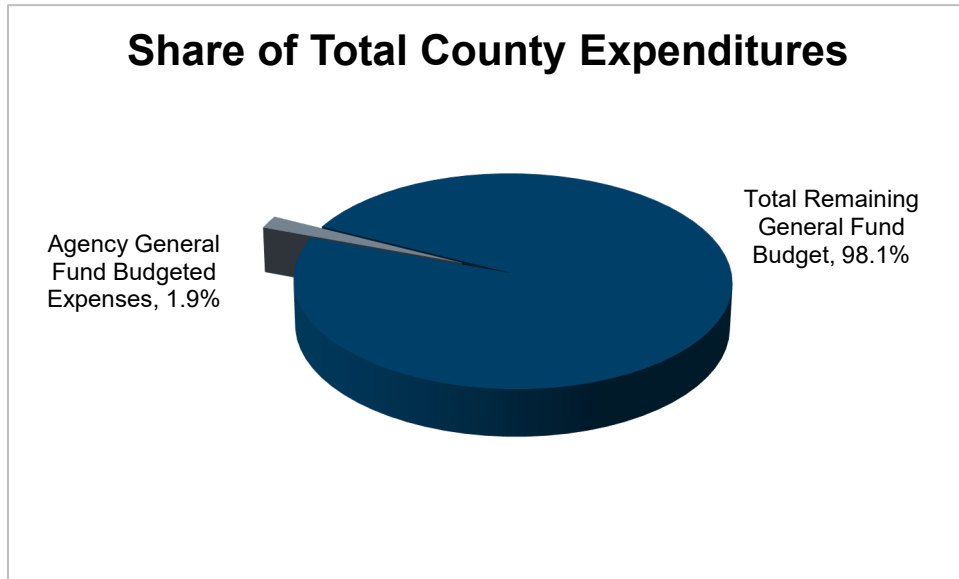


Actuals	1 st Quarter	2 nd Quarter	3 rd Quarter	4 th Quarter	YTD	Total*
Prior Year	\$1,749,046	\$10,112	\$1,846,196	\$1,440,854	\$1,749,046	\$5,046,208
Current Year	\$105,738				\$105,738	\$46,000

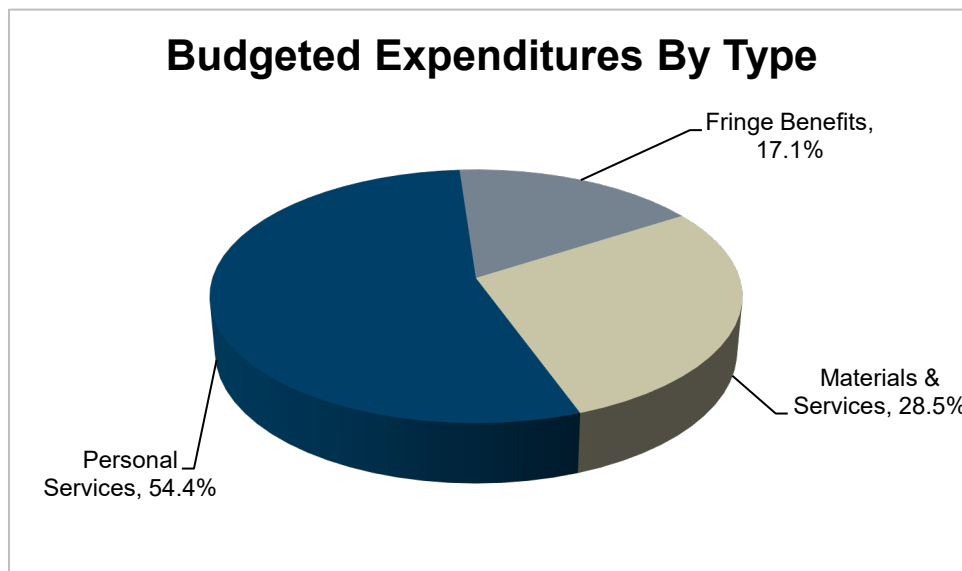
**Current year total represents revised budget.*

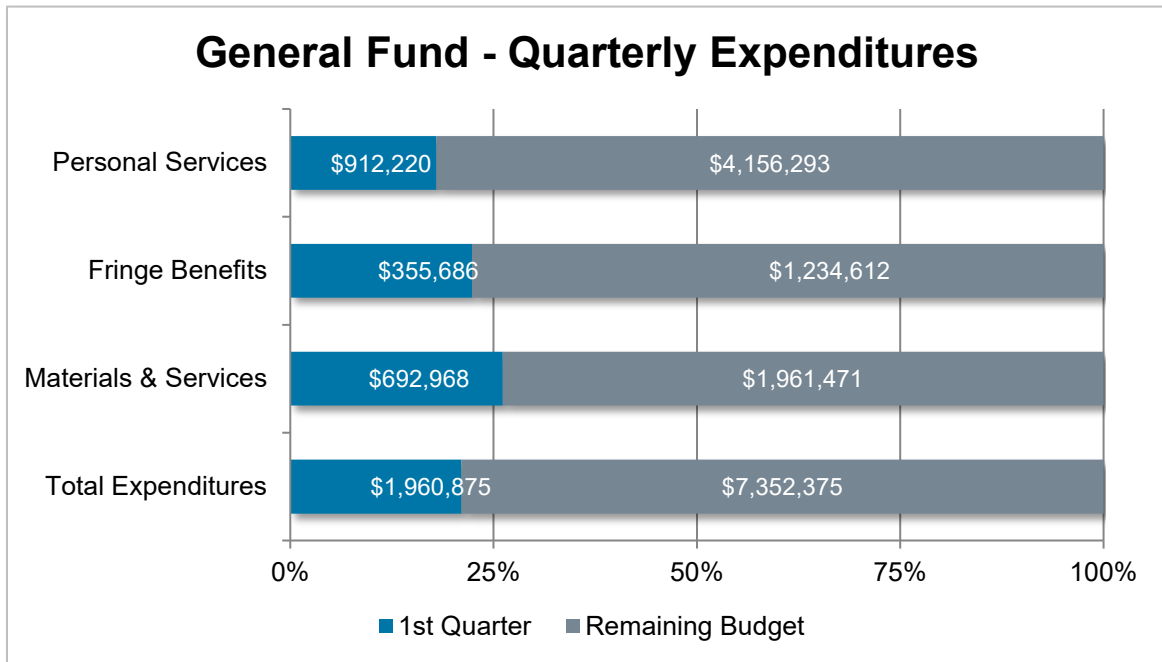
- First quarter revenue of **\$105,738** represents **229.9%** of the budgeted amount for the year.
- Service Fees & Charges includes the amount collected from local governments to reimburse the agency for expenses related to the prior year's election. The reimbursement in the 1st quarter was larger than anticipated. The variance in revenue from the prior year is due to the revenue only being collected in even numbered years.
- Intergovernmental revenue is from state reimbursements for such items as poll worker training, advertisement of state issues, and the mandatory recount of election results. The state reimbursement payment in the 1st quarter was larger than anticipated.

General Fund – Expenditure Analysis



- The General Fund expenditures for the Board of Elections are estimated to be **\$9,313,250** for 2021, which is **1.9%** of the total budgeted expenditures for the General Fund.





Actuals	1 st Quarter	2 nd Quarter	3 rd Quarter	4 th Quarter	YTD	Total*
Prior Year	\$3,013,910	\$2,521,224	\$2,192,874	\$6,216,102	\$3,013,910	\$13,944,110
Current Year	\$1,960,875				\$1,960,875	\$9,313,250

**Current year total represents revised budget.*

- First quarter expenditures of **\$1,960,875** represent **21.1%** of the budgeted amount for the year.
- Of the \$692,968 expended within Materials & Services in the 1st quarter, \$289,000 or 41.7% was related to the maintenance of the voting machines and electronic poll pads, and \$101,000 or 14.6% was related to the service agreement for the automated ballot processing and tracking system.

General Fund – Personal Services Analysis

Quarter	Agency Budget	Actual Expenditures	% of Budget
1 st Quarter	\$824,453	\$912,220	110.6%
2 nd Quarter	\$1,472,563		
3 rd Quarter	\$862,029		
4 th Quarter	\$1,909,468		
Total	\$5,068,513	\$912,220	18.0%

- There were six pay periods through the end of the 1st quarter, which would equate to 23.1% of the budgeted amount. The variance in the 1st quarter is due to higher than anticipated seasonal wages and Vacation/Sick Leave termination payouts.
- The agency budget column assumes 50% of the budgeted amount for Poll Worker Pay will be expended in both the 2nd and 4th quarters. The agency budget column also allocates the amounts for Seasonal Employees and Overtime/Supplemental as follows: 15% in the 1st quarter, 25% in the 2nd quarter, 10% in the 3rd quarter, and 50% in the 4th quarter.

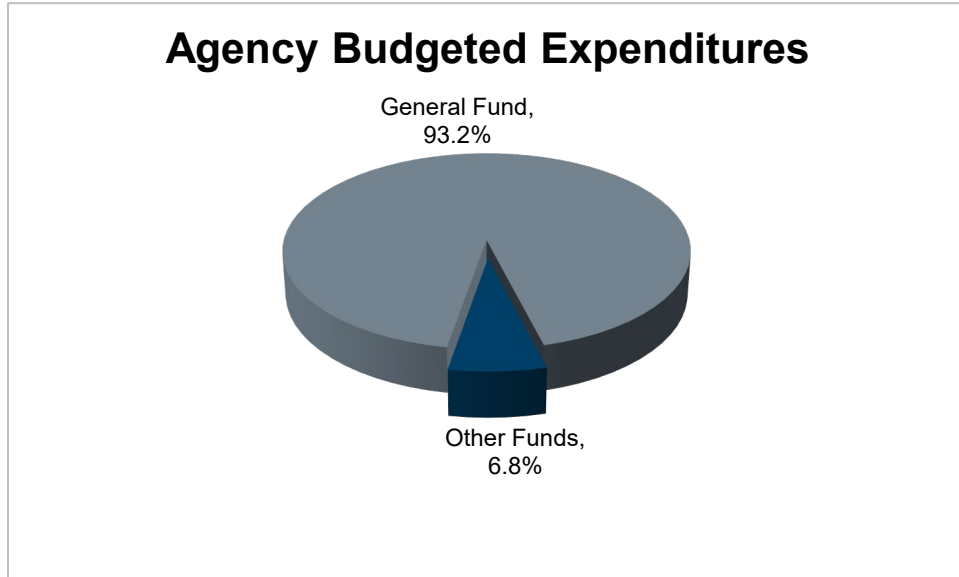
General Fund – Budget Corrective Items - Approved

Resolution No.	Amount	Type	Description
0022-21	\$59,436	Transfer from Reserves	Non-Bargaining Increase

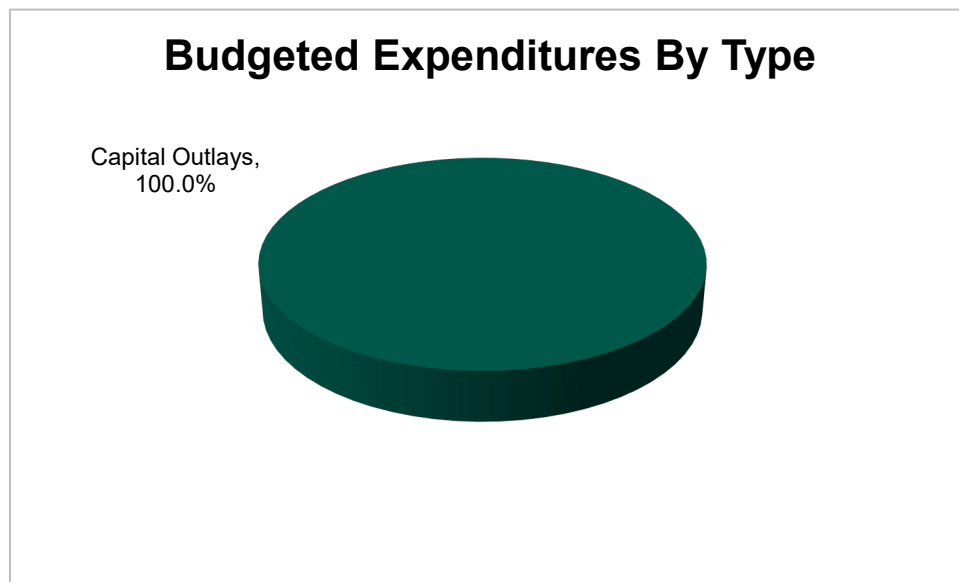
General Fund – Budget Corrective Items - Pending

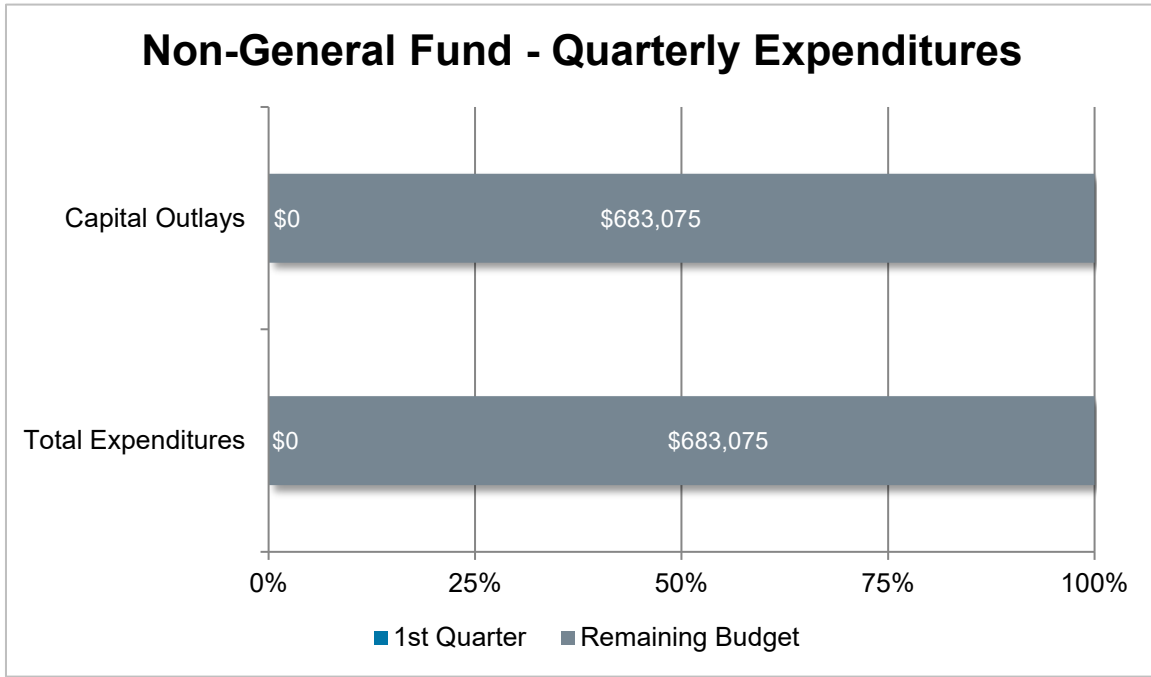
- There are no requests currently pending that may impact the budget.

Non-General Fund – Expenditure Analysis



- The non-general fund expenditures for the Board of Elections are estimated to be **\$683,075** for 2021, which is **6.8%** of the total budgeted expenditures for the Board of Elections.





Actuals	1 st Quarter	2 nd Quarter	3 rd Quarter	4 th Quarter	YTD	Total*
Prior Year	\$2,860,188	\$88,025	\$272,961	\$1,146,407	\$2,860,188	\$4,367,581
Current Year	\$0				\$0	\$683,075

**Current year total represents revised budget.*

- First quarter expenditures of **\$0** represent **0.0%** of the budgeted amount for the year.
- Capital Outlays budgeted in 2021 are related to IT costs associated with the implementation of the new voter registration system. These expenditures are expected to occur during the 2nd and 3rd quarters.

Non-General Fund – Budget Corrective Items - Approved

- There have been no approved budget adjustments to date.

Non-General Fund – Budget Corrective Items - Pending

- There are no requests currently pending that may impact the budget.