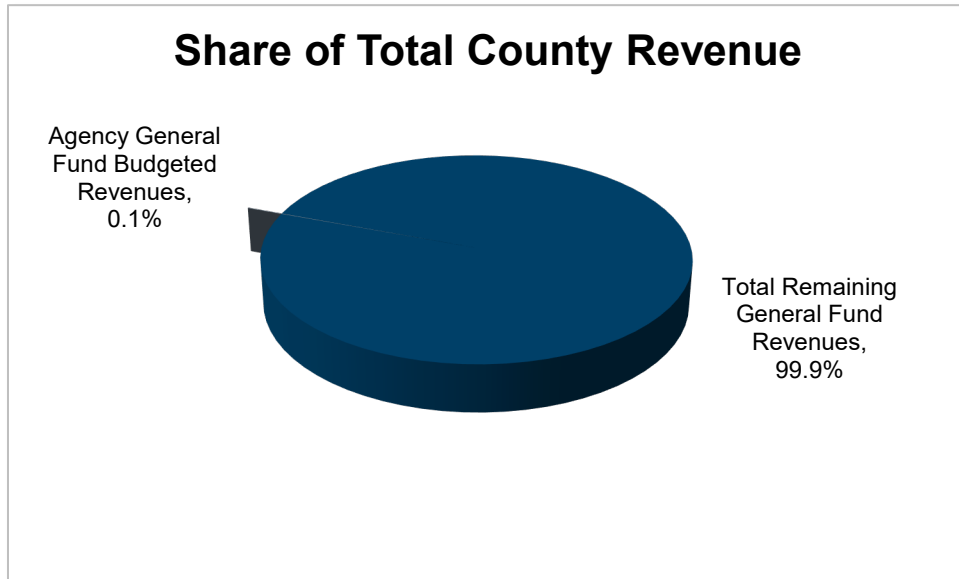
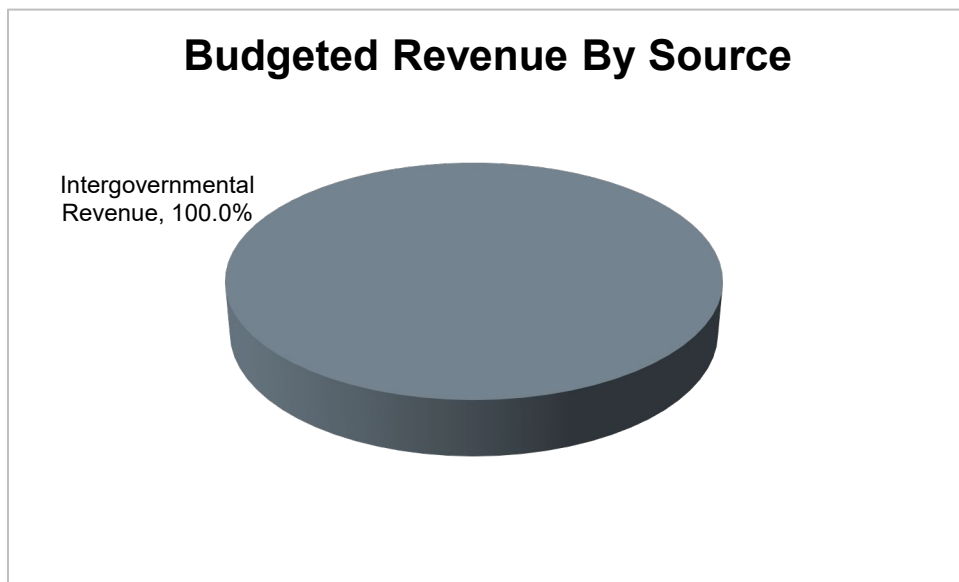


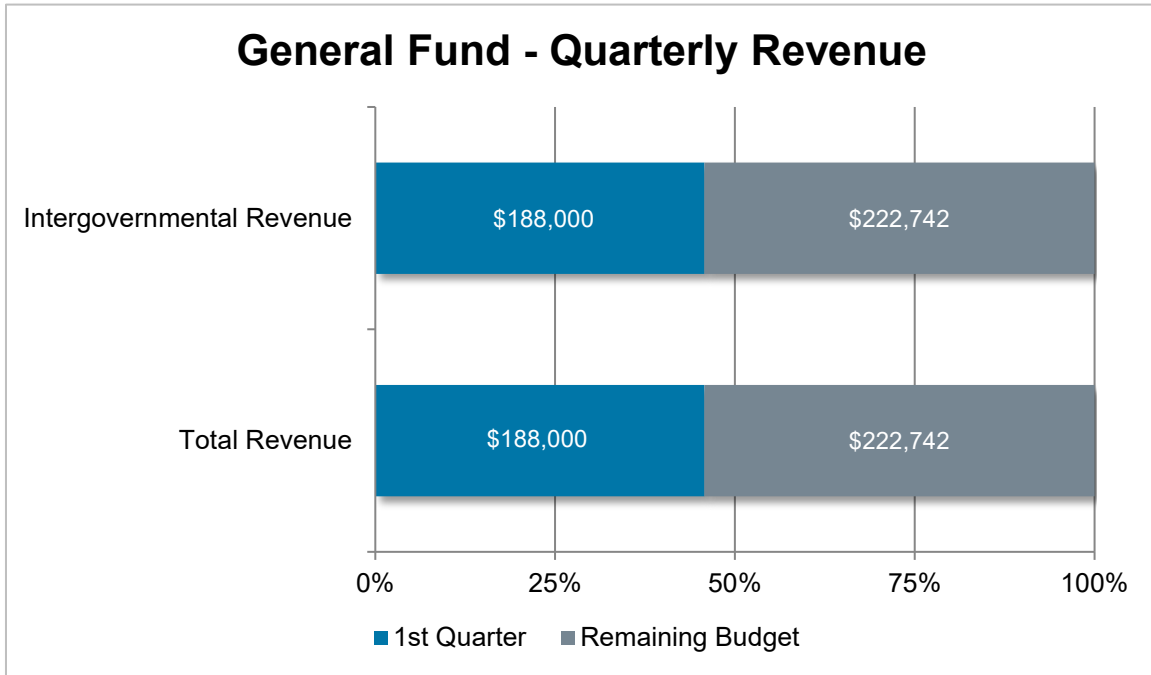
General Fund – Revenue Analysis



- The General Fund revenue for Community Partnerships is estimated to be **\$410,742** for 2021, which is **0.1%** of the total budgeted revenue for the General Fund.



- The main source of General Fund revenue for Community Partnerships is a grant from the Center for Disease Control (CDC) that passes through the Ohio Department of Health for the County's Tuberculosis (TB) Control Unit.

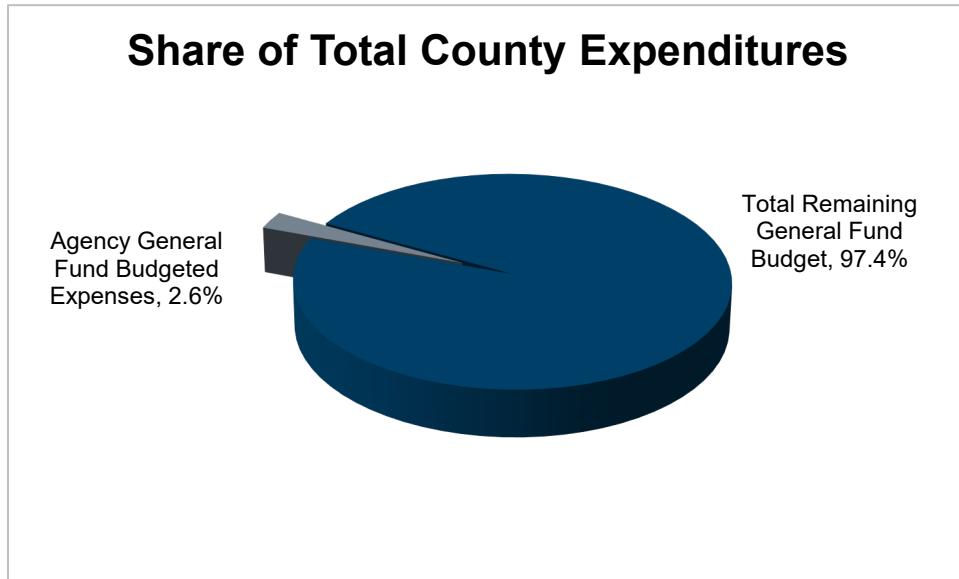


Actuals	1 st Quarter	2 nd Quarter	3 rd Quarter	4 th Quarter	YTD	Total*
Prior Year	\$0	\$0	\$0	\$0	\$0	\$0
Current Year	\$188,000				\$188,000	\$410,742

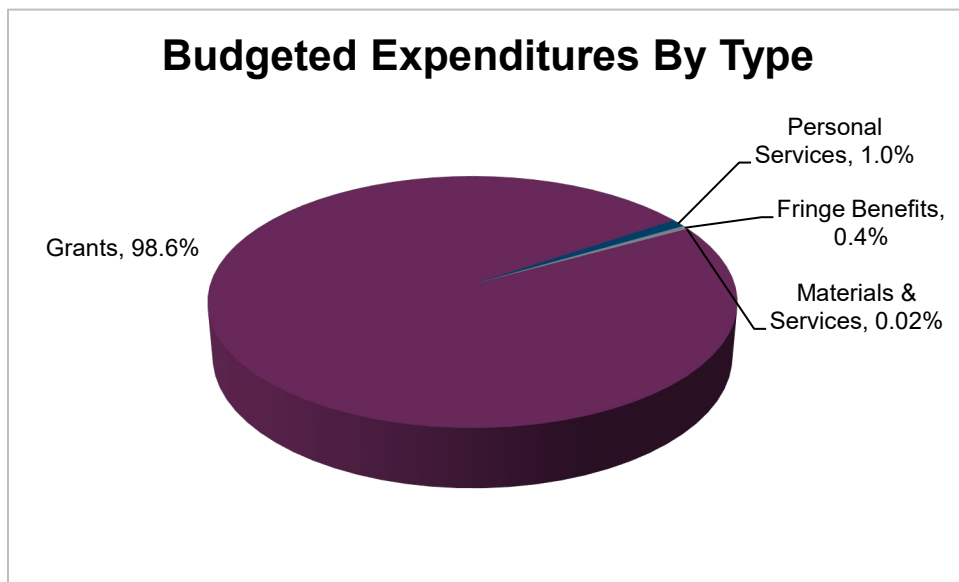
**Current year total represents revised budget.*

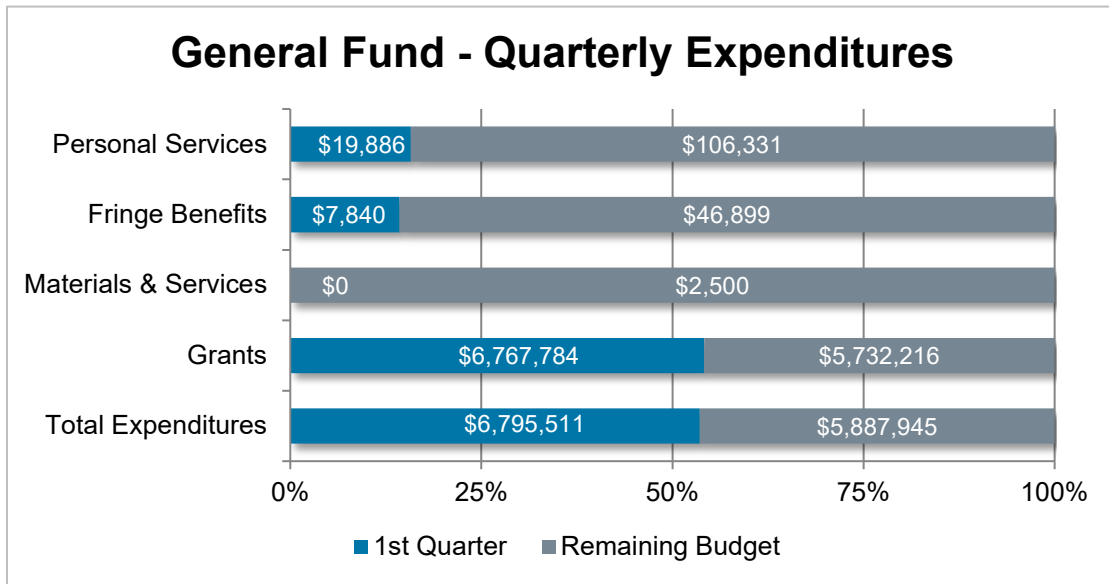
- First quarter revenue of **\$188,000** represents **45.8%** of the budgeted amount for the year.
- The 2020 revenue from the Ohio Department of Health was not received until the 1st quarter of 2021.
- Remaining revenues from the Ohio Department of Health are expected to be received throughout the remainder of the year and revenues are expected to align with budget by year end.

General Fund – Expenditure Analysis



- The General Fund expenditures for Community Partnerships are estimated to be **\$12,683,456** for 2021, which is **2.6%** of the total budgeted expenditures for the General Fund.





Actuals	1 st Quarter	2 nd Quarter	3 rd Quarter	4 th Quarter	YTD	Total*
Prior Year	\$888,287	\$3,355,981	\$6,962,496	\$10,289,854	\$888,287	\$21,496,618
Current Year	\$6,795,511				\$6,795,511	\$12,683,456

*Current year total represents revised budget.

- First quarter expenditures of **\$6,795,511** represent **53.6%** of the budgeted amount for the year.
- Community Partnerships expended \$6,767,784 from Grants during the 1st quarter which reflects 54.1% of the budgeted amount. Payments made during the 1st quarter are as follows:
 - \$4,000,000 to Greater Columbus Arts Council
 - \$1,100,000 to Columbus Public Health – TB Program
 - \$250,000 to Columbus Neighborhood Health Center
 - \$250,000 to Star House Foundation
 - \$196,750 to Heart of Ohio Family Health Centers
 - \$175,000 to Mid-Ohio Foodbank
 - \$115,000 to Center for Family Safety & Healing
 - \$99,932 to Charitable Pharmacy of Central Ohio
 - \$94,879 to Goodwill Industries of Central Ohio
 - \$75,000 to Freedom A La Cart
 - \$62,500 to Children’s Hunger Alliance
 - \$50,000 to Community Mediation Services
 - \$50,000 to Central Ohio Diabetes Association
 - \$37,500 to Cancer Support Community Central Ohio
 - \$37,500 to Columbus Works
 - \$37,500 to Family Mentor Foundation
 - \$37,500 to Produce Perks Midwest
 - \$25,000 to Columbus Diaper Bank
 - \$25,000 to Local Matters
 - \$20,223 to Riverview International Center
 - \$17,500 to Columbus Humane
 - \$11,000 to National Society to Prevent Blindness, Ohio Affiliate

General Fund – Personal Services Analysis

Quarter	Agency Budget	Actual Expenditures	% of Budget
1 st Quarter	\$29,127	\$19,886	68.3%
2 nd Quarter	\$29,127		
3 rd Quarter	\$33,982		
4 th Quarter	\$33,982		
Total	\$126,217	\$19,886	15.8%

- There were six pay periods through the end of the 1st quarter, which would equate to 23.1% of the budgeted amount. The variance in the 1st quarter is due to the vacancy of the Community Partnerships Coordinator position.

General Fund – Budget Corrective Items - Approved

Resolution No.	Amount	Type	Description
022-21	\$3,283	Transfer from Reserves	Non-Bargaining Increase

General Fund – Budget Corrective Items - Pending

- There are no requests currently pending that may impact the budget.