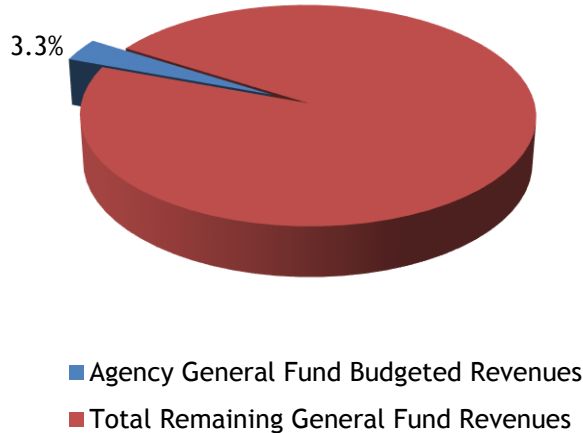


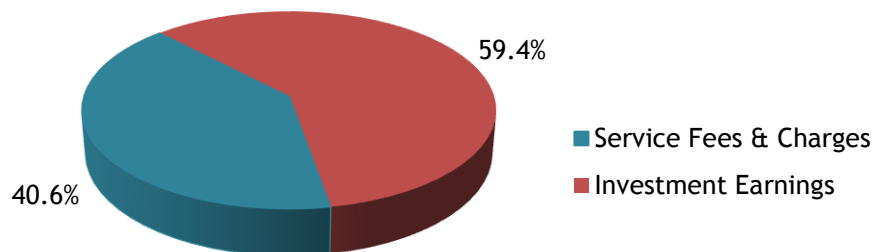
General Fund - Revenue Analysis

Share of Total County Revenue

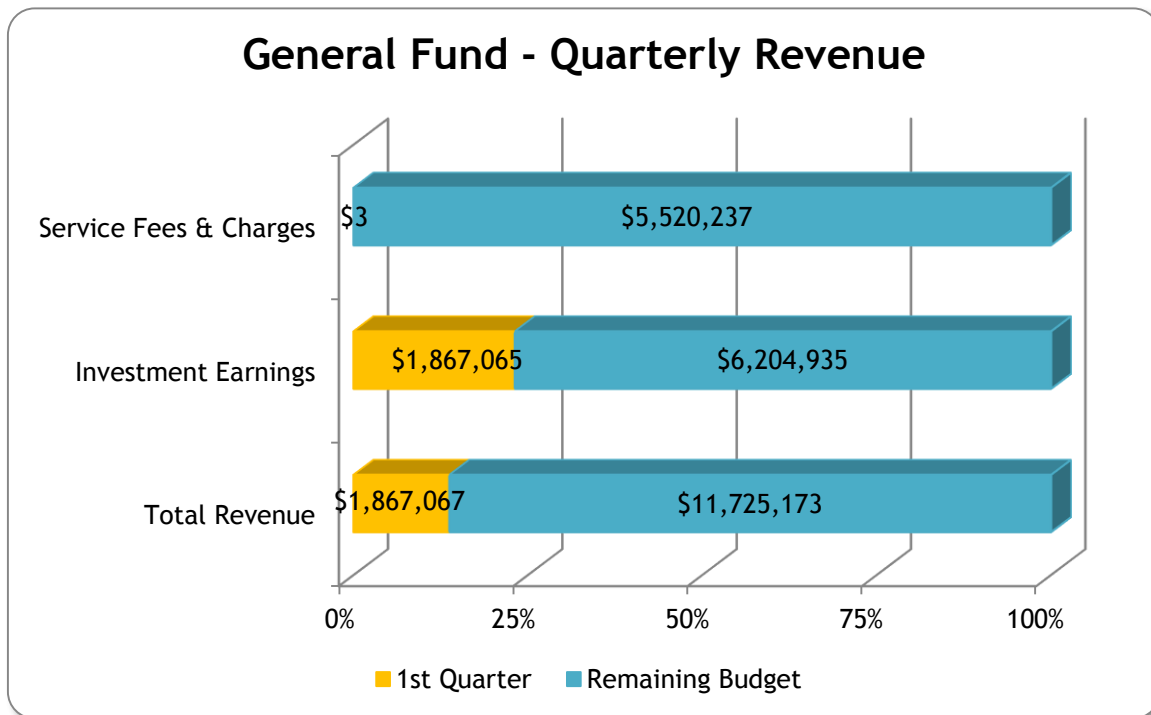


- The General Fund revenue for the Treasurer's Office is estimated to be **\$13,592,240** for 2015, which is 3.4% of the total budgeted revenue for the General Fund.

Budgeted Revenue By Source



- The main sources of General Fund revenue for the Treasurer's Office are investment earnings, real estate assessment fees, and homestead exemption fees.



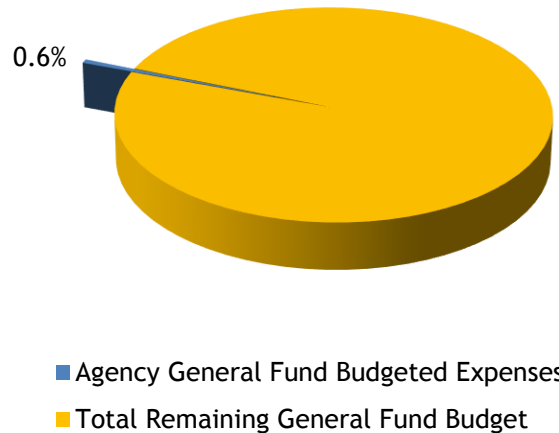
Actuals	1 st Quarter	2 nd Quarter	3 rd Quarter	4 th Quarter	YTD	Total*
Prior Year	\$4,100,817	\$2,367,802	\$4,576,641	\$2,229,799	\$4,100,817	\$13,275,059
Current Year	\$1,867,067				\$1,867,067	\$13,592,240

*Current year total represents revised budget.

- First quarter revenue of **\$1,867,067** represents **13.7%** of the budgeted amount for the year.
- The variance in Service Fees and Charges for the 1st quarter and from the prior year total is due to the timing of the settlement for the first half real estate collections. Due to the implementation of new real estate tax management software, settlement is set to occur during the 2nd quarter, rather than the 1st quarter as in the prior year.
- In the 1st quarter, investment earnings were \$1,867,065 or 23.1% of the budgeted amount of \$8,072,000. This is increase of \$327,199 or 21.2% from the 1st quarter investment earnings received in 2014 (\$1,539,866). The increase is due to the expectation of a rise in interest rates by the Federal Reserve later in the year.

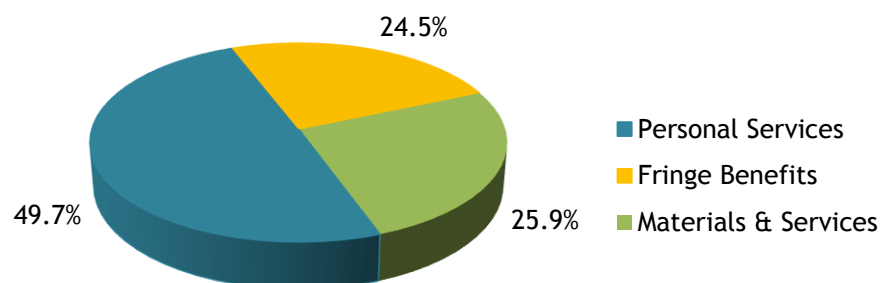
General Fund - Expenditure Analysis

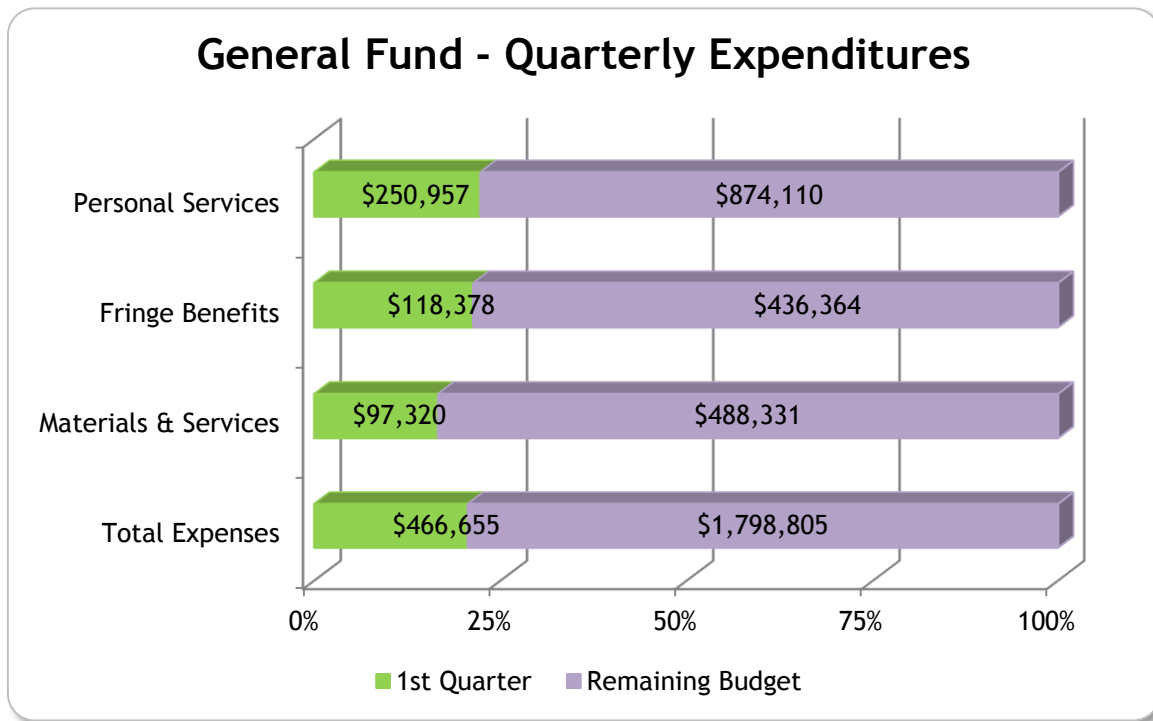
Share of Total County Expenditures



- The General Fund expenditures for the Treasurer's Office are estimated to be **\$2,265,459** for 2015, which is **0.6%** of the total budgeted expenditures for the General Fund.

Budgeted Expenditures By Type





Actuals	1 st Quarter	2 nd Quarter	3 rd Quarter	4 th Quarter	YTD	Total*
Prior Year	\$408,081	\$438,607	\$431,760	\$619,328	\$408,081	\$1,897,776
Current Year	\$466,654				\$466,654	\$2,265,459

*Current year total represents revised budget.

- First quarter expenditures of **\$466,654** represent **20.6%** of the budgeted amount for the year.
- Materials and Services expenditures were \$97,320 or 16.6% of the budgeted amount for the 1st quarter. The majority of the budgeted amount will be expended during the 2nd and 3rd quarter, which includes office services, software maintenance fees, bank account management fees, and portfolio management fees.

General Fund - Personal Services Analysis

Quarter	Agency Budget	Actual Expenditures	% of Budget
1 st Quarter	\$259,631	\$250,957	96.7%
2 nd Quarter	\$302,902		
3 rd Quarter	\$259,631		
4 th Quarter	\$302,902		
Total	\$1,125,066	\$250,957	22.3%

- There were six pay periods through the end of the 1st quarter, which would equate to 23.1% of the budgeted amount. There were no significant variances in Personal Service expenditures during the 1st quarter.

General Fund - Budget Corrective Items - Approved

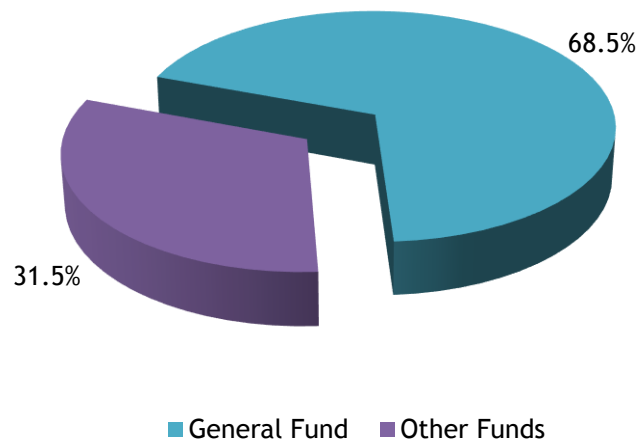
- Resolution No. 0037-15 authorized a transfer of General Fund appropriations from the Commissioners' Reserves in the amount of \$1,700,488 to various County offices for a 2.0% salary and wage increase for non-bargaining employees. The total amount transferred to Personal Services and Fringe Benefits for the Treasurer's Office was \$23,535.

General Fund - Budget Corrective Items - Pending

- There are no requests currently pending that may impact the budget.

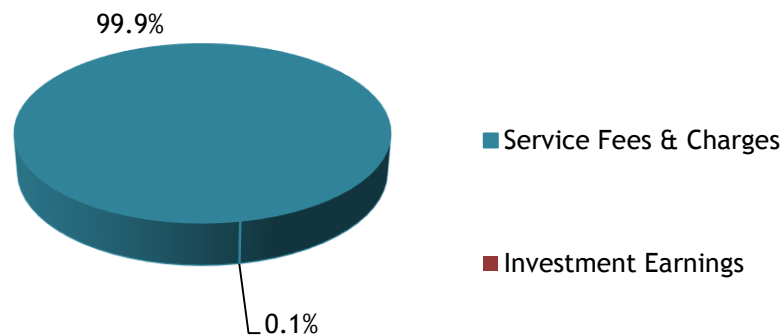
Non-General Fund - Revenue Analysis

Agency Budgeted Revenues

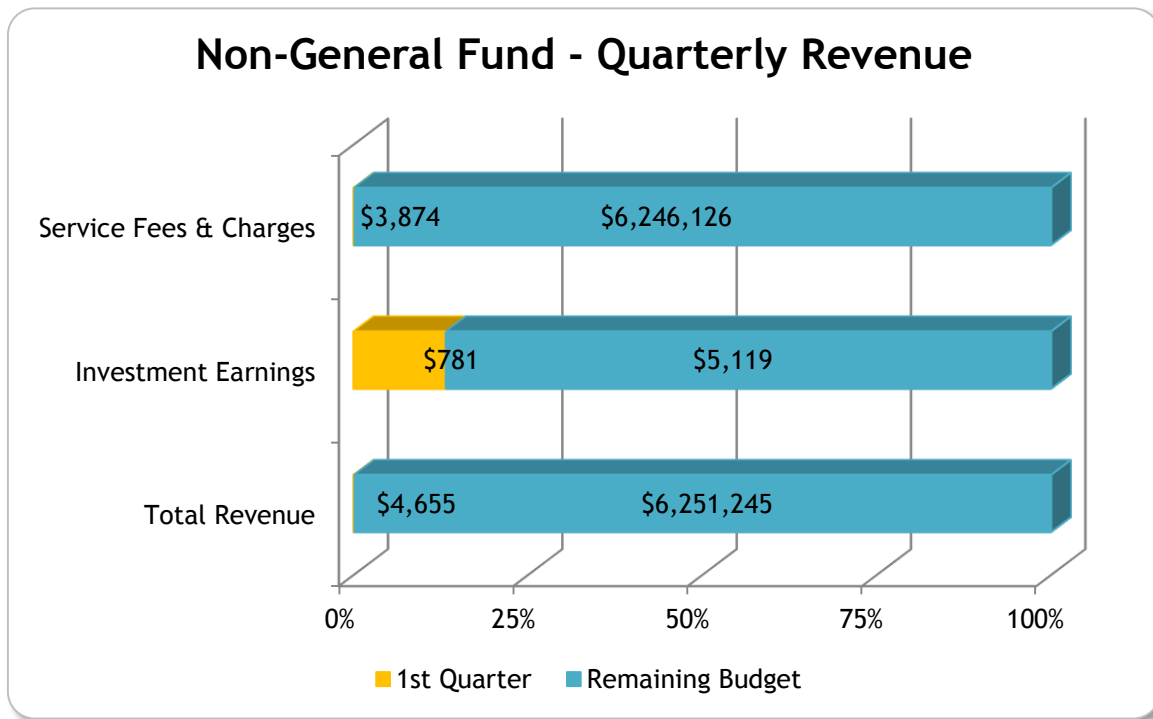


- The non-general fund revenue for the Treasurer's Office is estimated to be **\$6,255,900** for 2015, which is **31.5%** of the total budgeted revenue for the Treasurer's Office.

Budgeted Revenue By Source



- The main sources of non-general fund revenue for the Treasurer's Office are a portion of the collected delinquent Real Property, Personal Property and Manufactured Home Taxes in order to support the collection of delinquent taxes, as well as the County Land Bank Program.



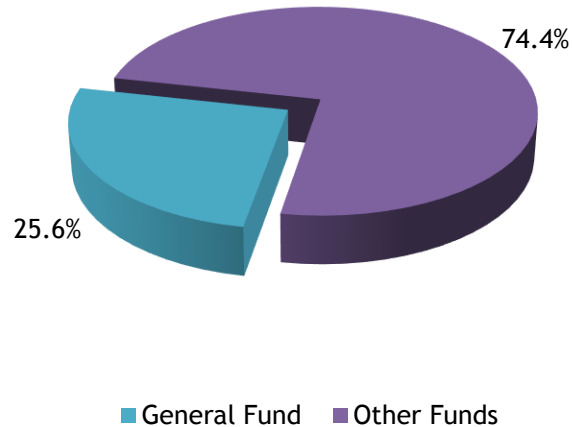
Actuals	1 st Quarter	2 nd Quarter	3 rd Quarter	4 th Quarter	YTD	Total*
Prior Year	\$4,586,509	\$21,225	\$1,326,543	\$401,973	\$4,586,509	\$6,336,250
Current Year	\$4,654				\$4,654	\$6,255,900

*Current year total represents revised budget.

- First quarter revenue of **\$4,654** represents **0.1%** of the budgeted amount for the year.
- The variance in Service Fees and Charges for the 1st quarter and from the prior year total is due to the timing of the settlement for the first half real estate collections. Due to the implementation of new real estate tax management software, settlement is set to occur during the 2nd quarter, rather than the 1st quarter as in the prior year.
- The Investment Earnings category includes both the interest earned by escrow pre-pay accounts and the postings of this interest to the escrow pre-pay accounts (revenue reductions). The net amount of Investment Earnings received in 2014 was \$7,126.

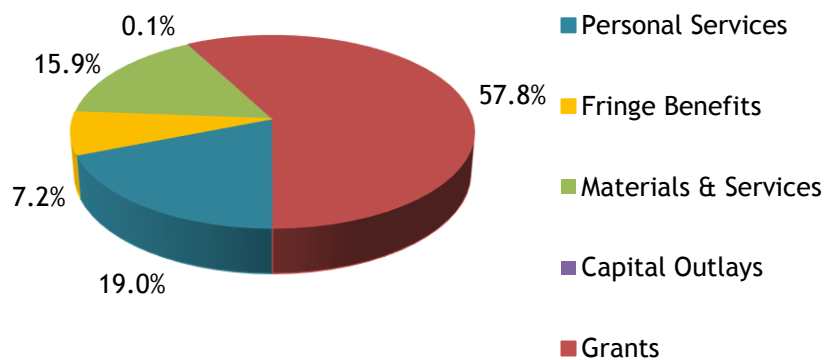
Non-General Fund - Expenditure Analysis

Agency Budgeted Expenditures

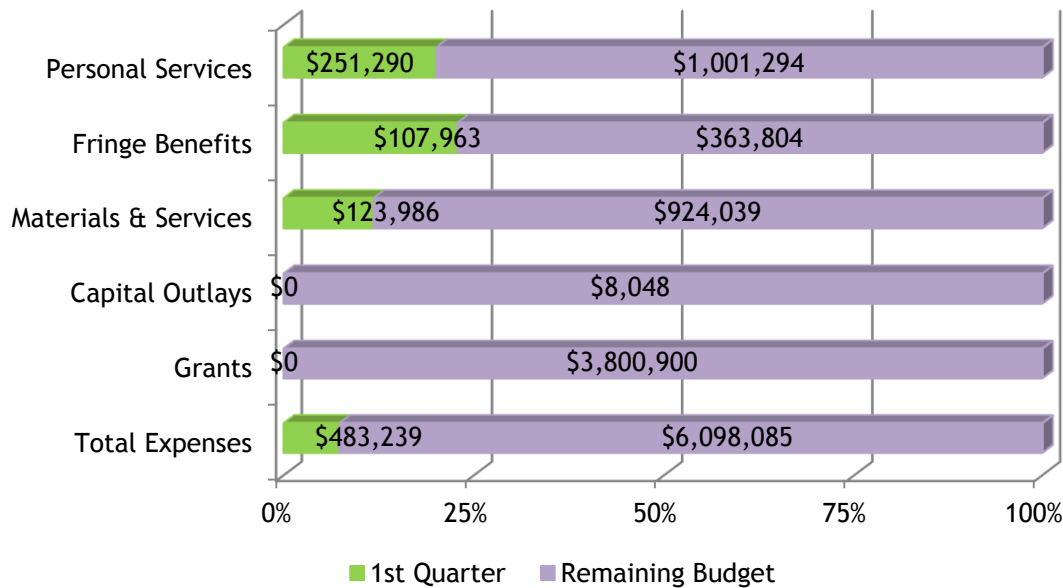


- The non-general fund expenditures for the Treasurer's Office are estimated to be **\$6,581,323** for 2015, which is **74.4%** of the total budgeted expenditures for the Treasurer's Office.

Budgeted Expenditure By Type



Non-General Fund - Quarterly Expenditures



Actuals	1 st Quarter	2 nd Quarter	3 rd Quarter	4 th Quarter	YTD	Total*
Prior Year	\$683,901	\$3,548,042	\$1,647,068	\$1,497,387	\$683,901	\$7,376,398
Current Year	\$483,237				\$483,237	\$6,581,323

*Current year total represents revised budget.

- First quarter expenditures of **\$483,237** represent **7.3%** of the budgeted amount for the year.
- Materials and Services expenditures were \$123,986 or 11.8% of the budgeted amount for the 1st quarter. The most significant items within this category are data processing consultants, software subscriptions, and cost allocation fees.
- The amount within Grants is related to the support of the County Land Bank Program within the Delinquent Tax and Assessment Collection Fund (Fund 2046). These amounts will be disbursed later in the year following settlement of the first and second half real estate collections.

Non-General Fund - Personal Services Analysis

Quarter	Agency Budget	Actual Expenditures	% of Budget
1 st Quarter	\$289,058	\$251,288	86.9%
2 nd Quarter	\$337,234		
3 rd Quarter	\$289,058		
4 th Quarter	\$337,234		
Total	\$1,252,583	\$251,288	20.1%

- There were six pay periods through the end of the 1st quarter, which would equate to 23.1% of the budgeted amount. The variance is related to two vacant positions, which are currently in the process of being filled.

Non-General Fund - Budget Corrective Items - Approved

- Resolution No. 0037-15 authorized non-general fund supplemental appropriations in the amount of \$993,825 to various County offices for a 2.0% salary and wage increase for non-bargaining employees. The total amount of supplemental appropriations in Personal Services and Fringe Benefits for the Treasurer's Office were:
 - \$22,497 in Delinquent Tax and Assessment Collection Fund (Fund 2046).
 - \$4,961 in the Tax Lien Administrative Fund (Fund 2123).

Non-General Fund - Budget Corrective Items - Pending

- There are no requests currently pending that may impact the budget.