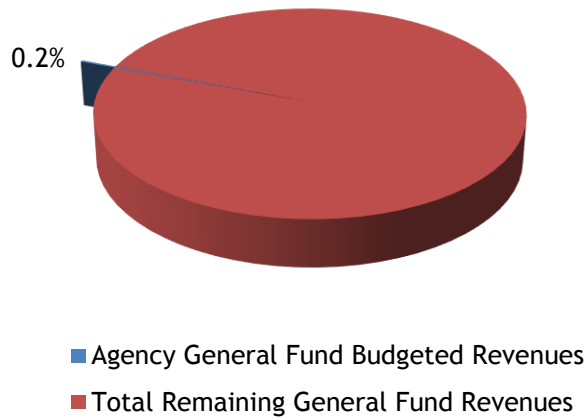


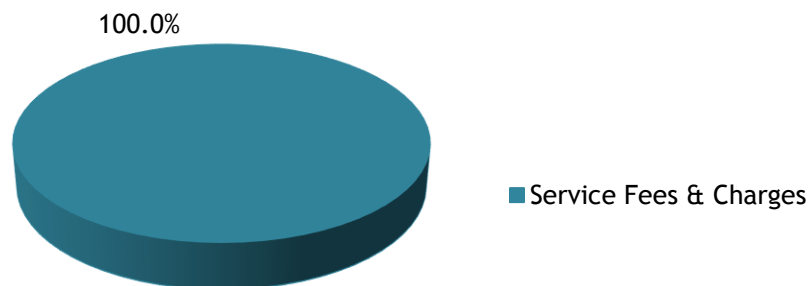
General Fund - Revenue Analysis

Share of Total County Revenue

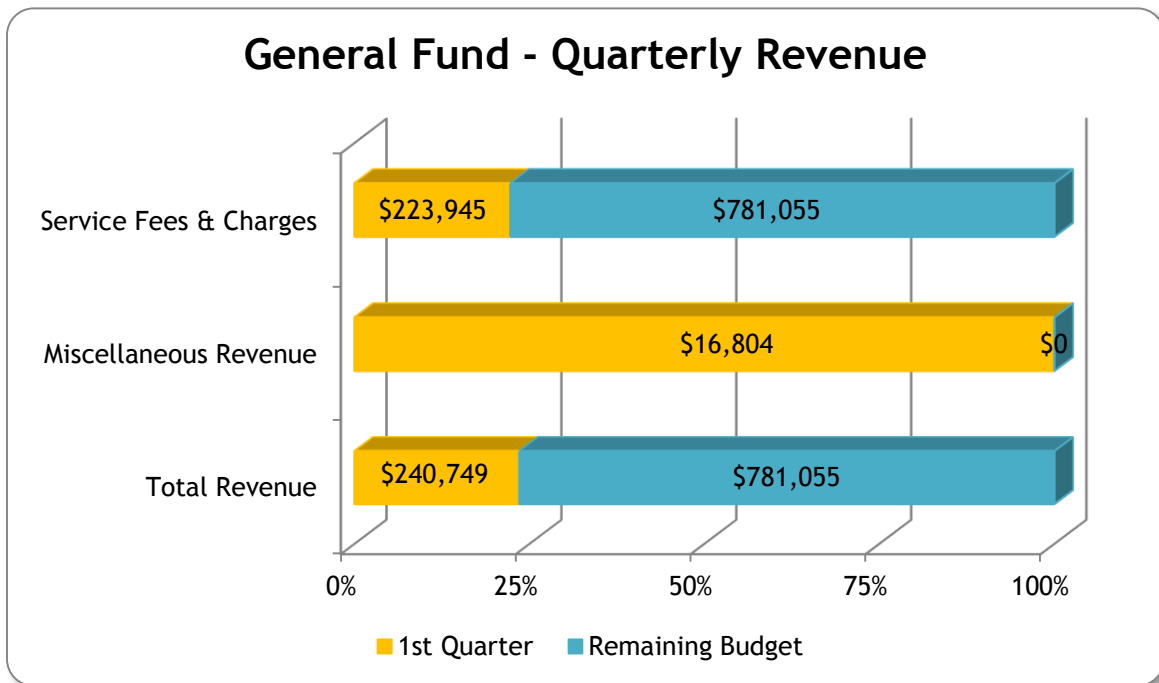


- The General Fund revenue for General Services (Purchasing/Fleet) is estimated to be **\$1,005,000** for 2015, which is **0.3%** of the total budgeted revenue for the General Fund.

Budgeted Revenue By Source



- The main sources of General Fund revenue for General Services (Purchasing/Fleet) are charges to non-general fund agencies for goods and services provided, and from the auction of vehicles. Goods and services are provided through the Mail Services, Graphic Arts, Vehicle Maintenance, and Fuel Management programs.



Actuals	1 st Quarter	2 nd Quarter	3 rd Quarter	4 th Quarter	YTD	Total*
Prior Year	\$309,037	\$238,257	\$210,518	\$234,039	\$309,037	\$991,851
Current Year	\$240,748				\$240,748	\$1,005,000

**Current year total represents revised budget.*

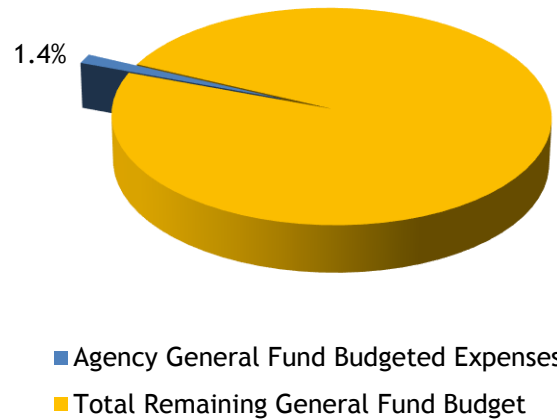
- First quarter revenue of **\$240,748** represents **24.0%** of the budgeted amount for the year.
- For the 1st quarter, all revenue is derived from Interfund Services and Charges. The four major sources of Interfund Services and Charges are Graphic Arts, Mail Services, Vehicle Maintenance, and Fuel Management. All except Graphic Arts were below 25% of the amount budgeted for the year, as shown in the table below:

Program	2015 Rev. Budget	25% of Budget	YTD Revenue	Variance
Graphic Arts	\$150,000	\$37,500	\$58,589	\$21,089
Mail Services	\$650,000	\$162,500	\$134,132	(\$28,368)
Vehicle Maintenance	\$65,000	\$16,250	\$367	(\$15,883)
Fuel Management	\$140,000	\$35,000	\$30,857	(\$4,143)
TOTAL	\$1,005,000	\$251,250	\$223,945	(\$27,305)

The variance in Mail Services is due to lower than anticipated mailings. The variance in Vehicle Maintenance and Fuel Management is due to lower than anticipated fuel cost and vehicle repairs.

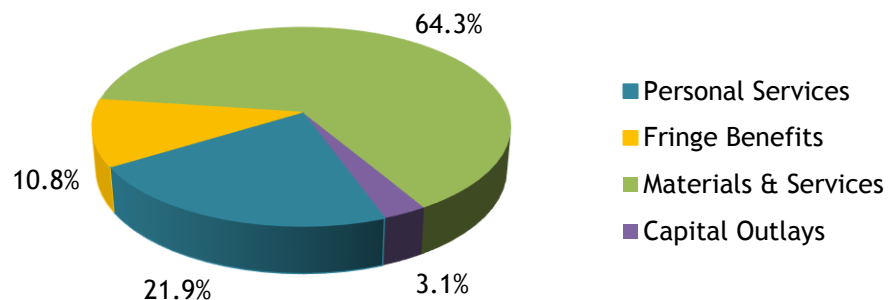
General Fund - Expenditure Analysis

Share of Total County Expenditures

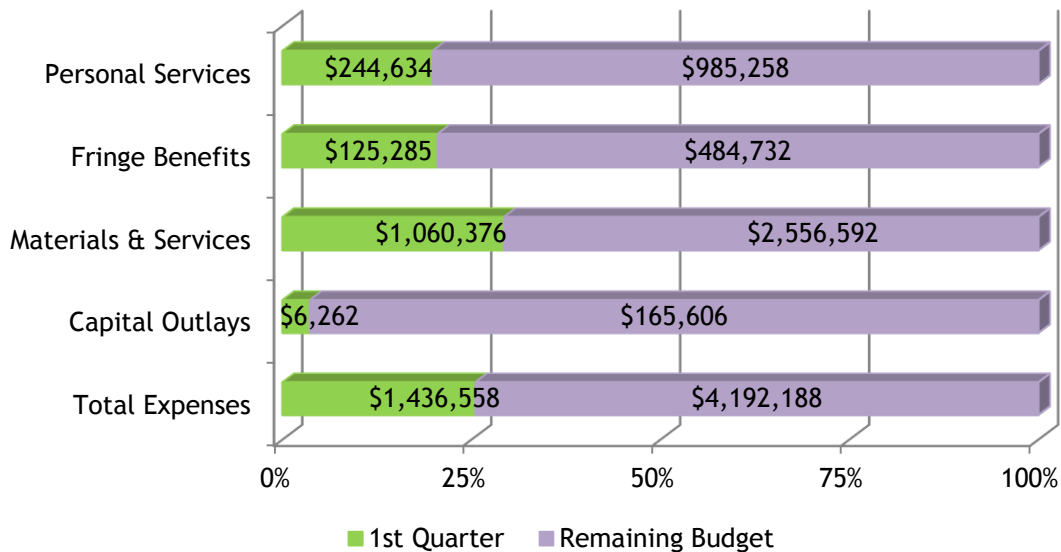


- The General Fund expenditures for the General Services (Purchasing/Fleet) are estimated to be \$5,628,745 for 2015, which is 1.4% of the total budgeted expenditures for the General Fund.

Budgeted Expenditures By Type



General Fund - Quarterly Expenditures



Actuals	1 st Quarter	2 nd Quarter	3 rd Quarter	4 th Quarter	YTD	Total*
Prior Year	\$1,252,648	\$1,552,347	\$1,279,293	\$1,384,781	\$1,252,648	\$5,469,069
Current Year	\$1,436,557				\$1,436,557	\$5,628,745

**Current year total represents revised budget.*

- First quarter expenditures of **\$1,436,557** represent **25.5%** of the budgeted amount for the year.
- Materials and Services expenditures were above 25% of the amount budgeted for the year due to the timing of purchases for postal services. A summary of expenditures for the three largest components (Postal Services, Gasoline & Other Fuels, and Motor Vehicle Repair Parts & Accessories) are shown in the table below:

Object	2015 Rev. Budget	25% of Budget	YTD Expenditure	Variance
Postal Services	\$2,042,200	\$510,550	\$800,000	\$289,450
Gasoline & Other Fuels	\$1,029,000	\$257,250	\$146,923	(\$110,327)
MV Repair Parts & Acc.	\$116,000	\$29,000	\$11,544	(\$17,456)
TOTAL	\$3,187,200	\$796,800	\$958,467	\$161,667

- Capital Outlays are currently below 25% because the majority of these expenditures will occur in the 3rd or 4th quarter.

General Fund - Personal Services Analysis

Quarter	Agency Budget	Actual Expenditures	% of Budget
1 st Quarter	\$283,821	\$244,633	86.2%
2 nd Quarter	\$331,125		
3 rd Quarter	\$283,821		
4 th Quarter	\$331,125		
Total	\$1,229,892	\$244,633	19.9%

- There were six pay periods through the end of the 1st quarter, which would equate to 23.1% of the budgeted amount. The variance in Personal Services in the 1st quarter is largely due to four positions that were vacant at the end of the 1st quarter.

General Fund - Budget Corrective Items - Approved

- Resolution No. 0037-15 authorized a transfer of General Fund appropriations from the Commissioners' Reserves in the amount of \$1,700,488 to various County offices for a 2.0% salary and wage increase for non-bargaining employees. The total amount transferred to Personal Services and Fringe Benefits for General Services (Purchasing/Fleet) was \$10,626.

General Fund - Budget Corrective Items - Pending

- There are no requests currently pending that may impact the budget.