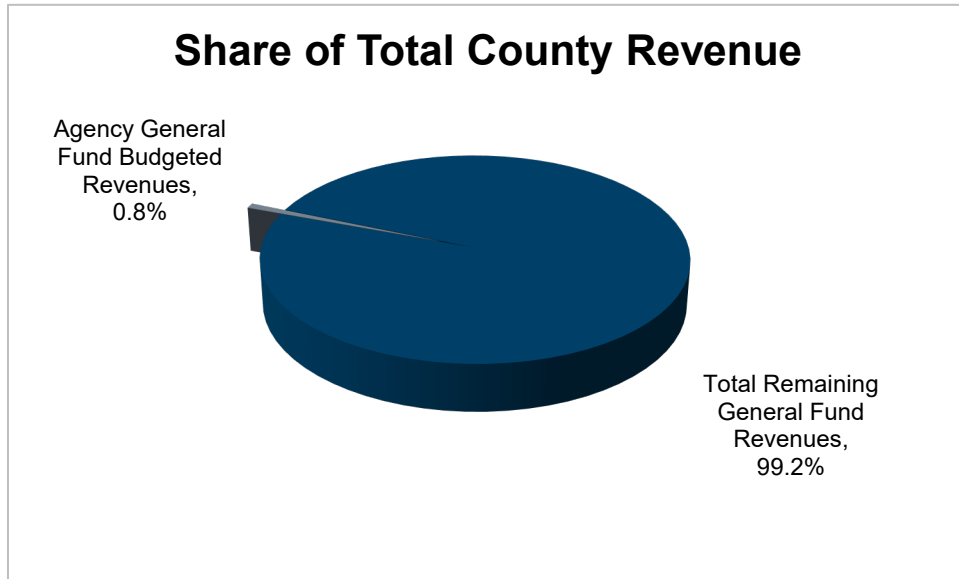
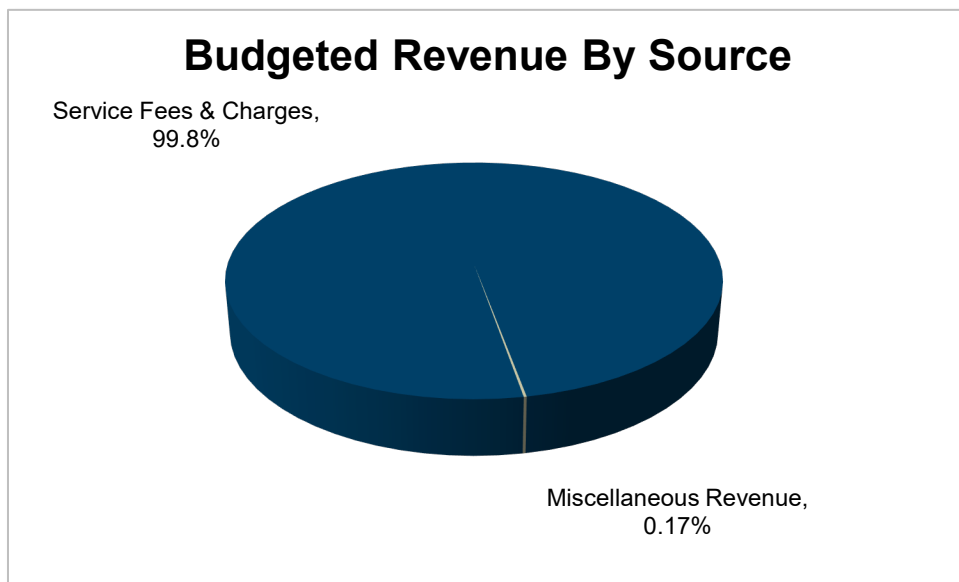


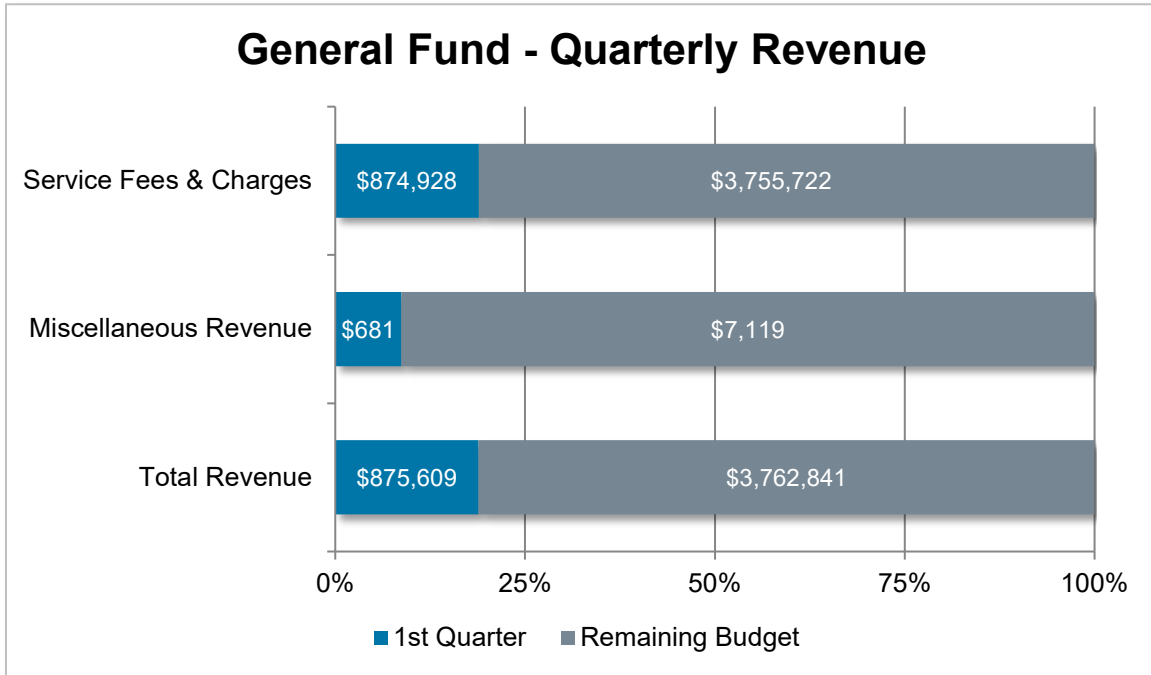
General Fund – Revenue Analysis



- The General Fund revenue for the Recorder's Office is estimated to be **\$4,638,450** for 2023, which is **0.8%** of the total budgeted revenue for the General Fund.



- The main sources of General Fund revenue for the Recorder's Office are fees based on the filings of mortgages and deeds.

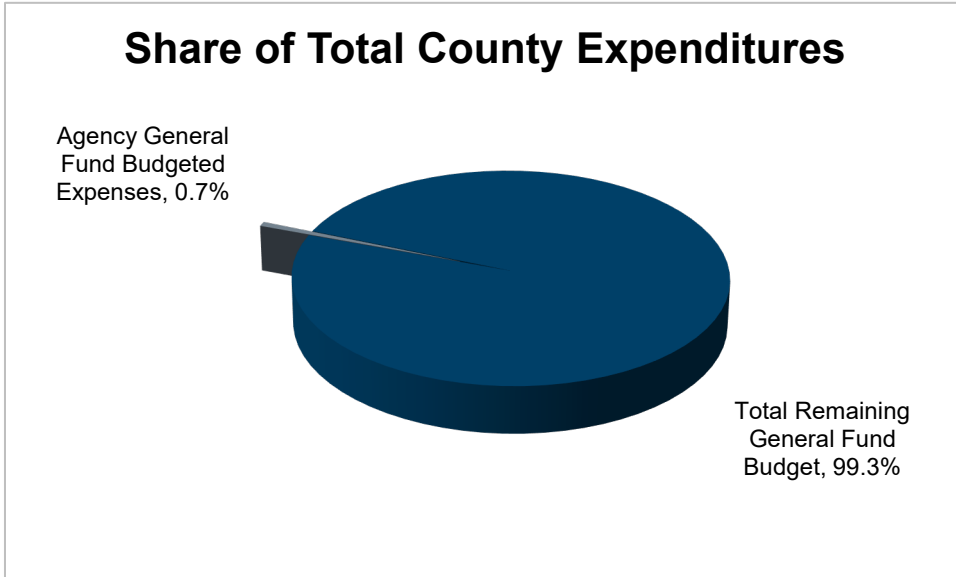


Actuals	1 <sup>st</sup> Quarter	2 <sup>nd</sup> Quarter	3 <sup>rd</sup> Quarter	4 <sup>th</sup> Quarter	YTD	Total*
Prior Year	\$1,534,199	\$1,357,305	\$1,218,426	\$985,156	\$1,534,199	\$5,095,086
Current Year	\$875,609				\$875,609	\$4,638,450

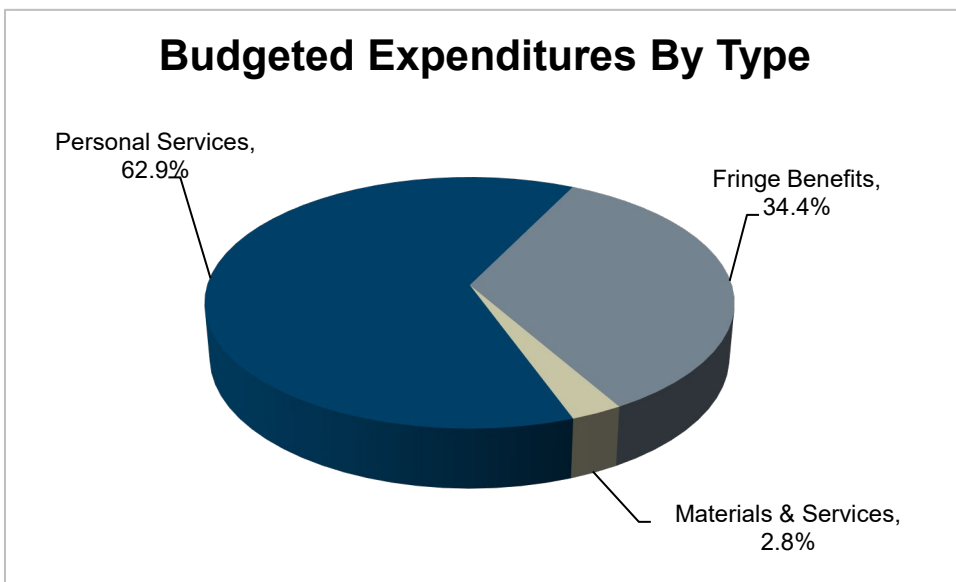
\*Current year total represents revised budget.

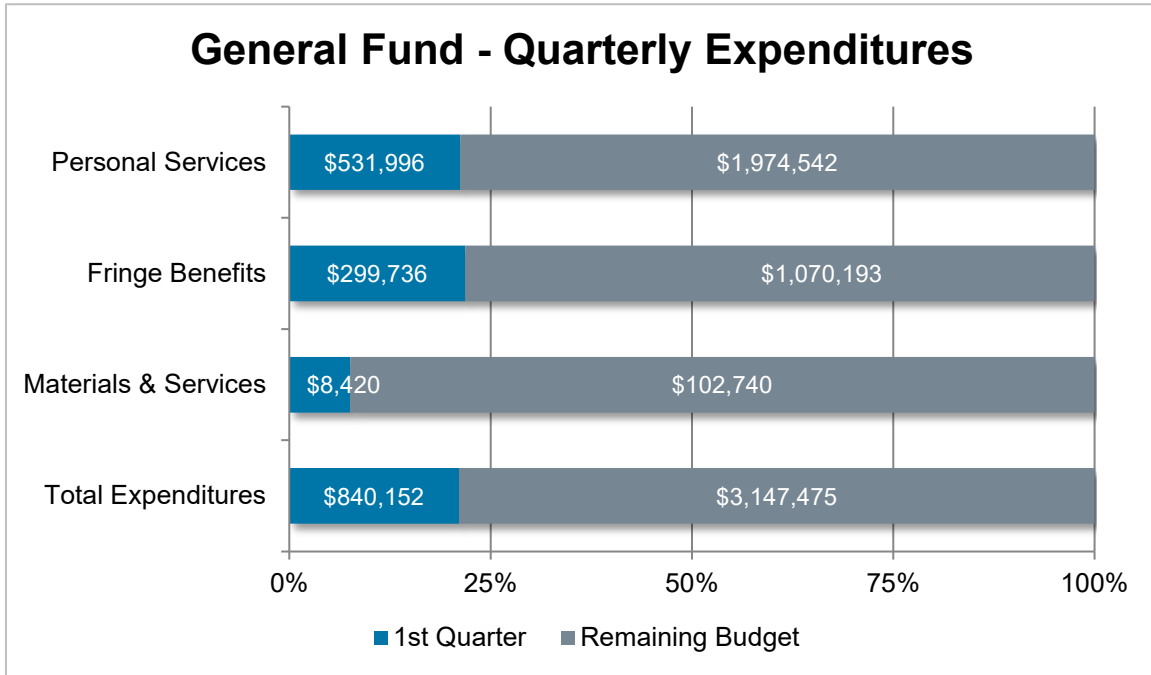
- First quarter revenue of **\$875,609** represents **18.9%** of the budgeted amount for the year.
- General Fees collected during the 1<sup>st</sup> quarter were \$862,959, which is 18.9% of the amount budgeted for the year. This amount represents a decrease of \$647,078 or 42.9% below the amount that was collected in the 1<sup>st</sup> quarter of 2022 due to a decrease in the filings of refinanced mortgages associated with the increase in interest rates.
- Housing trust administration fees collected during the 1<sup>st</sup> quarter were \$10,982, which is 18.5% of the amount budgeted for the year. This amount represents a decrease of \$8,697 or 44.2% below the amount that was collected in the 1<sup>st</sup> quarter of 2022.

General Fund – Expenditure Analysis



- The General Fund expenditures for the Recorder's Office are estimated to be **\$3,987,627** for 2023, which is **0.7%** of the total budgeted expenditures for the General Fund.





Actuals	1 <sup>st</sup> Quarter	2 <sup>nd</sup> Quarter	3 <sup>rd</sup> Quarter	4 <sup>th</sup> Quarter	YTD	Total*
Prior Year	\$794,320	\$776,277	\$941,825	\$941,406	\$794,320	\$3,453,828
Current Year	\$840,152				\$840,152	\$3,987,627

\*Current year total represents revised budget.

- First quarter expenditures of **\$840,152** represent **21.1%** of the budgeted amount for the year.
- Personal Services expenditures during the 1<sup>st</sup> quarter were \$531,996 or 21.2% of the budgeted amount for the year.
- Fringe Benefit expenditures during the 1<sup>st</sup> quarter were \$299,736 or 21.9% of the budgeted amount for the year.
- Materials & Services expenditures during the 1<sup>st</sup> quarter were \$8,420 or 7.6% of the budgeted amount for the year. Material & Services expenditures were below the 25% threshold primarily due to the timing of professional services, training, and the purchase of office supplies.

General Fund – Personal Services Analysis

Quarter	Agency Budget	Actual Expenditures	% of Budget
1 <sup>st</sup> Quarter	\$578,432	\$531,996	92.0%
2 <sup>nd</sup> Quarter	\$674,837		
3 <sup>rd</sup> Quarter	\$578,432		
4 <sup>th</sup> Quarter	\$674,837		
<b>Total</b>	<b>\$2,506,538</b>	<b>\$531,996</b>	<b>21.2%</b>

- There were six pay periods through the end of the 1<sup>st</sup> quarter, which would equate to 23.1% of the budgeted amount. The variance is due to higher than anticipated vacancies.

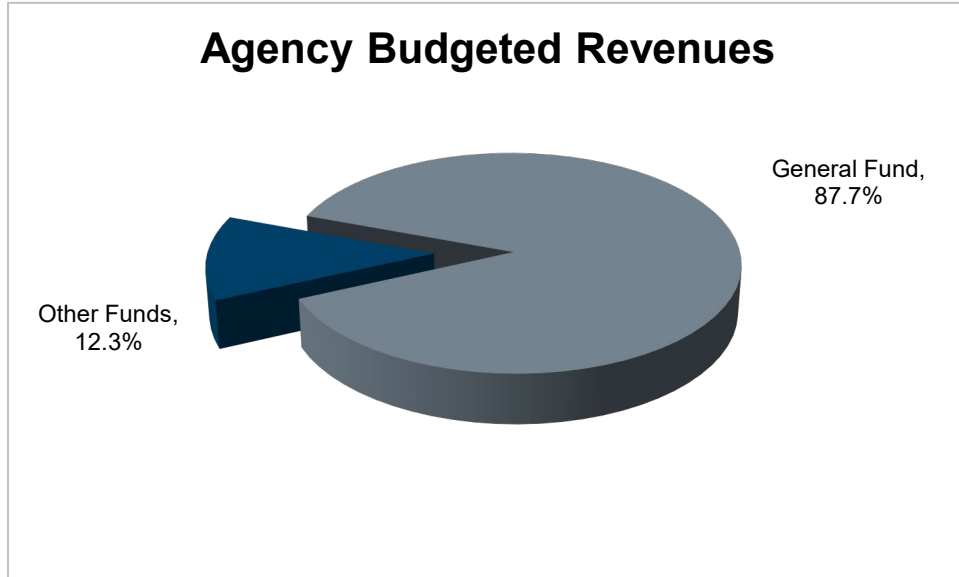
General Fund – Budget Corrective Items - Approved

Resolution No.	Amount	Type	Description
0021-23	\$129,208	Transfer from Reserves	Non-Bargaining Increase

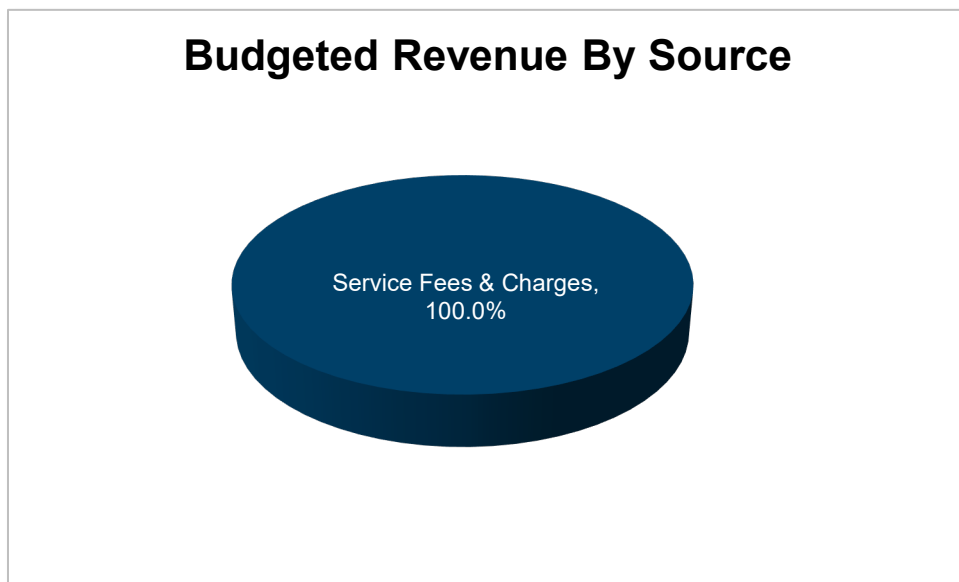
General Fund – Budget Corrective Items - Pending

- There are no requests currently pending that may impact the budget.

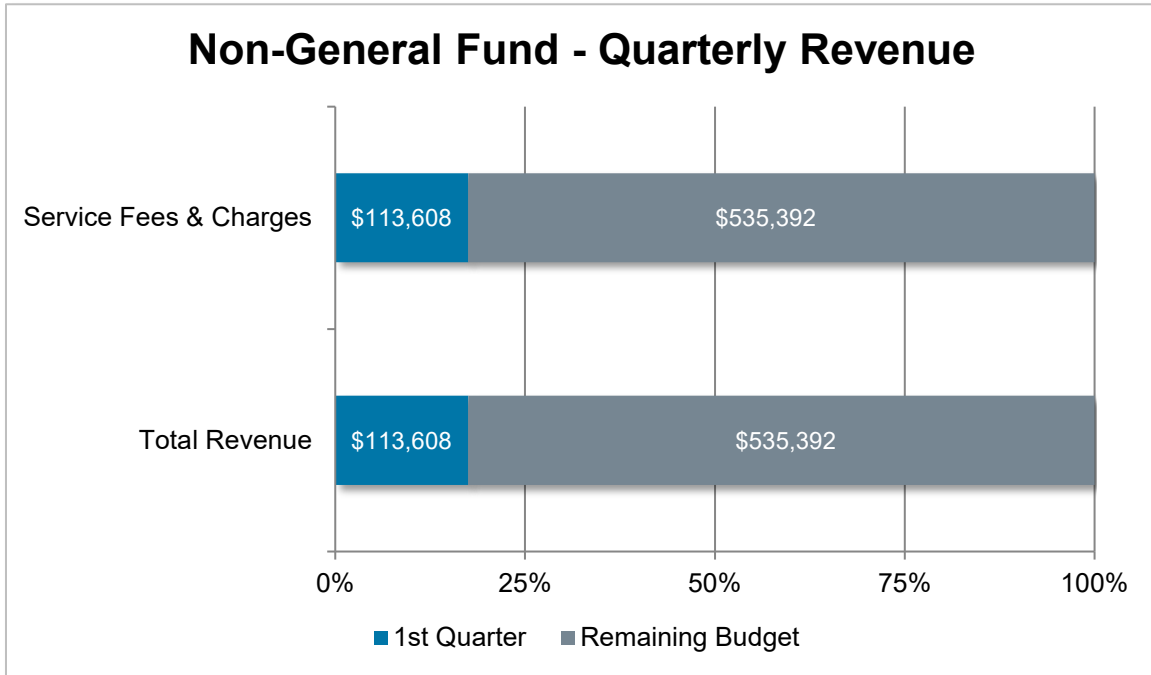
Non-General Fund – Revenue Analysis



- The non-general fund revenue for the Recorder's Office is estimated to be **\$649,000** for 2023, which is **12.3%** of the total budgeted revenue for the Recorder's Office.



- The main source of non-general fund revenue for the Recorder's Office is a \$4.00 fee that is collected for every document filed and deposited into the Recorder's Technology Fund.

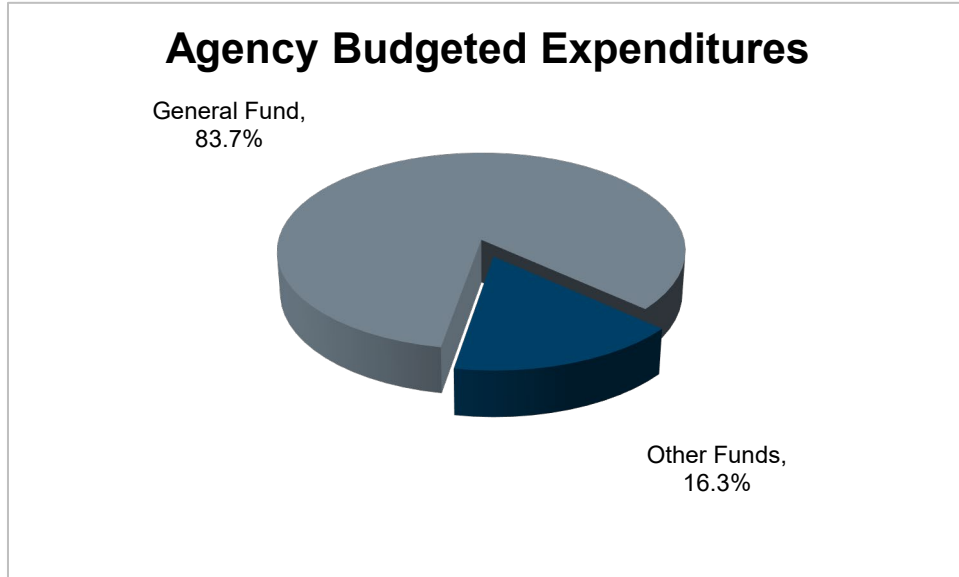


Actuals	1 <sup>st</sup> Quarter	2 <sup>nd</sup> Quarter	3 <sup>rd</sup> Quarter	4 <sup>th</sup> Quarter	YTD	Total*
Prior Year	\$195,504	\$179,140	\$163,400	\$131,048	\$195,504	\$669,092
Current Year	\$113,608				\$113,608	\$649,000

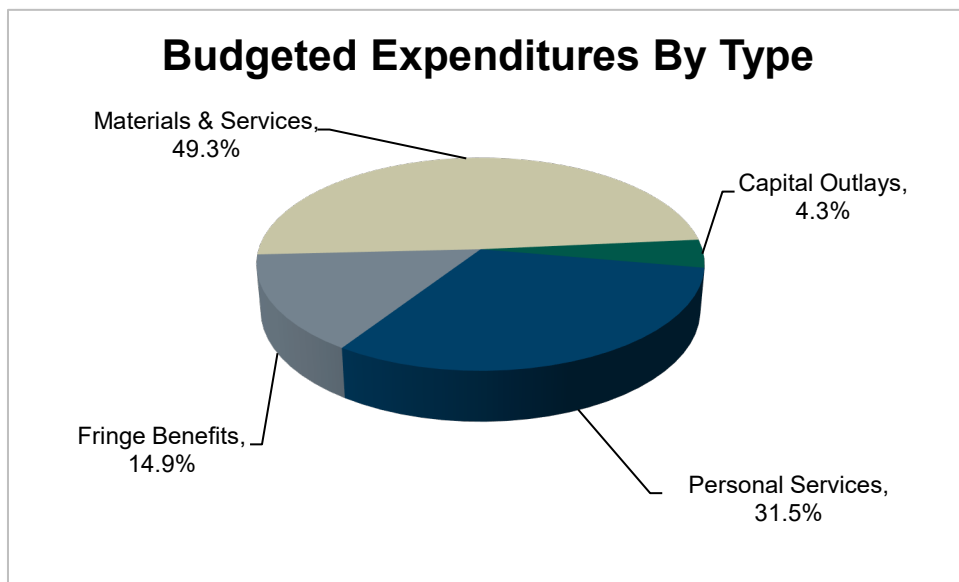
\*Current year total represents revised budget.

- First quarter revenue of **\$113,608** represents **17.5%** of the budgeted amount for the year.
- General Fees collected during the 1<sup>st</sup> quarter were \$113,608, which is 17.5% of the amount budgeted for the year. This amount represents a decrease of \$81,896 or 41.9% below the amount that was collected in the 1<sup>st</sup> quarter of 2022. due to a decrease in the filings of refinanced mortgages associated with the increase in interest rates.

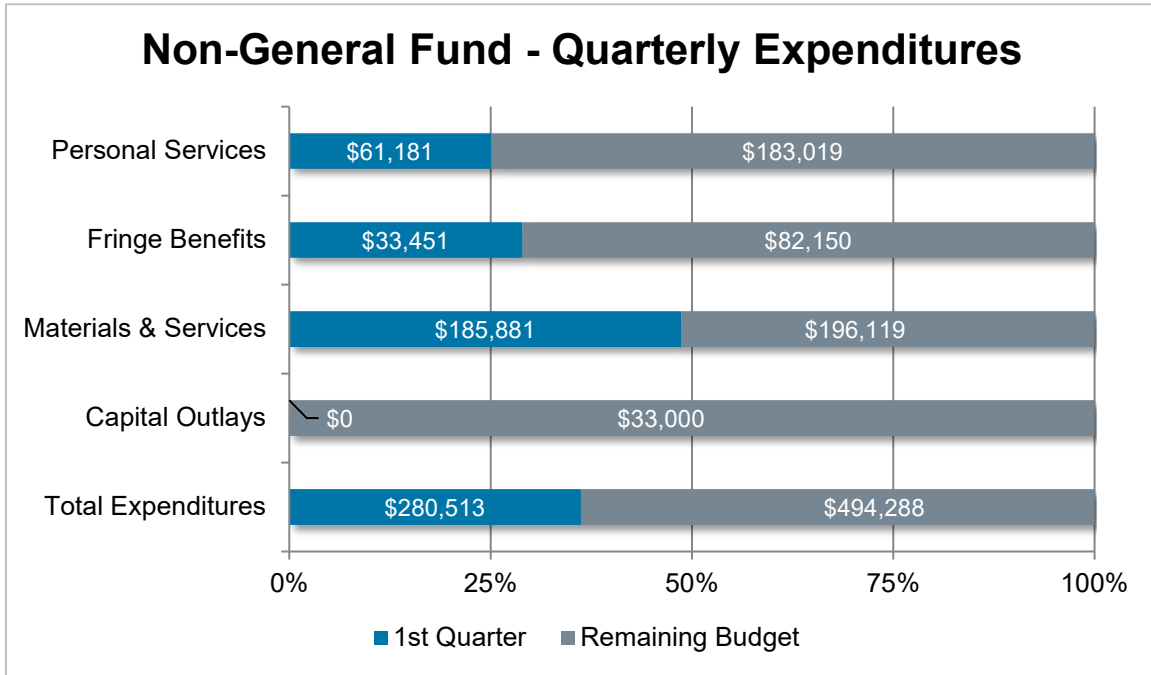
Non-General Fund – Expenditure Analysis



- The non-general fund expenditures for the Recorder's Office are estimated to be **\$774,801** for 2023, which is **16.3%** of the total budgeted expenditures for the Recorder's Office.







Actuals	1 <sup>st</sup> Quarter	2 <sup>nd</sup> Quarter	3 <sup>rd</sup> Quarter	4 <sup>th</sup> Quarter	YTD	Total*
Prior Year	\$231,526	\$88,439	\$129,731	\$263,156	\$231,526	\$712,852
Current Year	\$280,513				\$280,513	\$774,801

\*Current year total represents revised budget.

- First quarter expenditures of **\$280,513** represent **36.2%** of the budgeted amount for the year.
- Personal Services expenditures during the 1<sup>st</sup> quarter were \$61,181 or 25.1% of the budgeted amount for the year.
- Fringe Benefits expenditures during the 1<sup>st</sup> quarter were \$33,451 or 28.9% of the budgeted amount for the year.
- Materials & Services expenditures during the 1<sup>st</sup> quarter were \$185,881 or 48.7% of the budget amount for the year. The expenditures in the 1<sup>st</sup> quarter included the annual software maintenance payment for the Recorder's Document Management System, the annual payment for Microsoft licenses, and the purchase photographic materials and supplies.
- There were no expenditures within Capital Outlays during the 1<sup>st</sup> quarter. The budget is associated with any unforeseen capital needs in 2023.

Non-General Fund – Personal Services Analysis

Quarter	Agency Budget	Actual Expenditures	% of Budget
1 <sup>st</sup> Quarter	\$56,354	\$61,181	108.6%
2 <sup>nd</sup> Quarter	\$65,746		
3 <sup>rd</sup> Quarter	\$56,354		
4 <sup>th</sup> Quarter	\$65,746		
<b>Total</b>	<b>\$244,200</b>	<b>\$61,181</b>	<b>25.1%</b>

- There were six pay periods through the end of the 1<sup>st</sup> quarter, which would equate to 23.1% of the budgeted amount. The variance in Personal Services expenditures is due to less than budgeted vacancies in the Technology Fund.

Non-General Fund – Budget Corrective Items - Approved

Resolution No.	Amount	Type	Description
0021-23	\$12,420	Supplemental	Non-Bargaining Increase

Non-General Fund – Budget Corrective Items - Pending

- There are no requests currently pending that may impact the budget.